


1. Ultimate Solar

GETS	CLASSIC	MINI	POPPER	MINI POPPER	METAL P
MINIMUM ROUNDS	3	0	3	0	0
RANGE	7m - 12m				
FIREARM READY CONDITION	Loaded (Option 1): magazine filled and fitted, chamber loaded hammer or sear cocked and safety catch applied.				
START POSITION	Competitor starts anywhere in the demarcated area				
START PROCEDURE	On audible start signal engage targets.				
START SIGNAL	Audible Signal				




CoF	Comstock - Short	Points	45 p
Targets	3 paper, 3 popper, Total 6 targets	Min rounds	9
Firearm	Handgun	Match-%	6.52%

Procedure	On audible start signal engage targets
Starting position	anywhere
Firearm ready condition	loaded
Start on	Audible signal
Stop on	Last shot
Penalties	As per current edition of rules
Safety angles	L/R
Setup notes	

2. Spartan Arms

TARGETS	CLASSIC	MINI	POPPER	MINI POPPER	METAL PLATE
MINIMUM ROUNDS	9	0	3	0	0
DISTANCE	8m - 12m				
FIREARM READY CONDITION	Loaded (Option 1): magazine filled and fitted, chamber loaded, hammer or sear cocked and safety catch applied.				
START POSITION	Competitor starts anywhere in the demarcated area				
STAGE PROCEDURE	On audible start signal engage targets. IP1 activates IT1; IP2 activates hardcover to expose IT3, IP3 activates hardcover to expose IT2; all remain visible at rest.				
TIME START	Audible Signal				

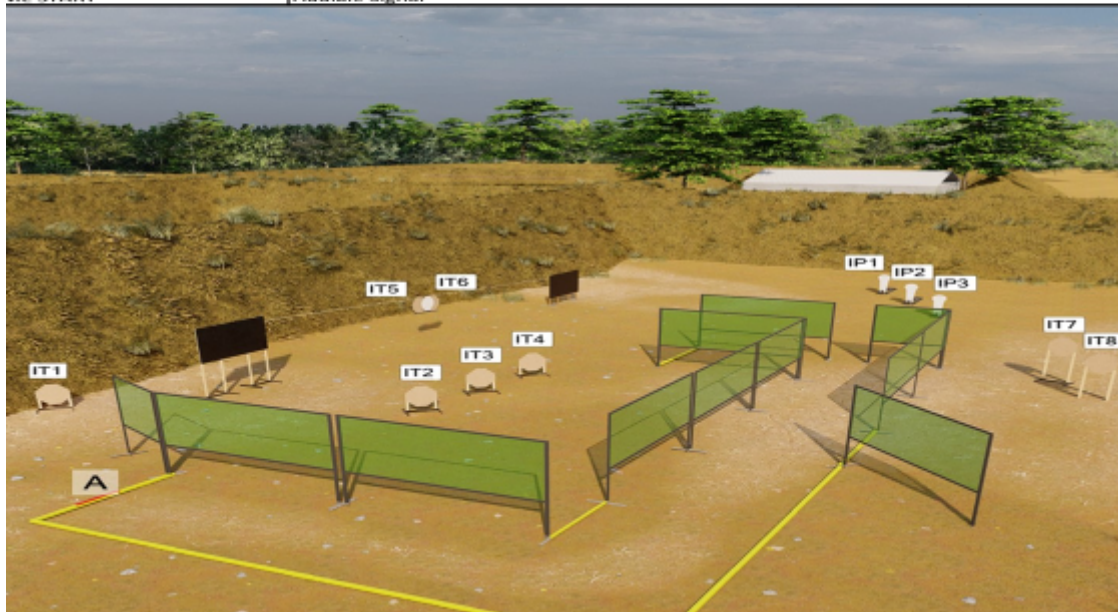


CoF	Comstock - Short	Points	45 p
Targets	3 paper, 3 popper, Total 6 targets	Min rounds	9
Firearm	Handgun	Match-%	6.52%

Procedure	On audible start signal engage targets
Starting position	Anywhere
Firearm ready condition	Loaded
Start on	Audible signal
Stop on	Last shot
Penalties	As per current edition of rules
Safety angles	L/R
Setup notes	

3. Zinia Internet

TARGETS	CLASSIC	MINI	POPPER	MINI POPPER	METAL PLATES
MINIMUM ROUNDS	8	0	3	0	0
STANCE	3m - 10m				
REARM READY CONDITION	Loaded (Option 1): magazine filled and fitted, chamber loaded hammer or sear cocked and safety catch applied.				
START POSITION	Competitor starts with both heels touching at A				
ENGAGE PROCEDURE	On audible start signal engage targets. IP1 activates IT5 and IT6 which remain visible at rest.				
ENGAGE START	Audible Signal				

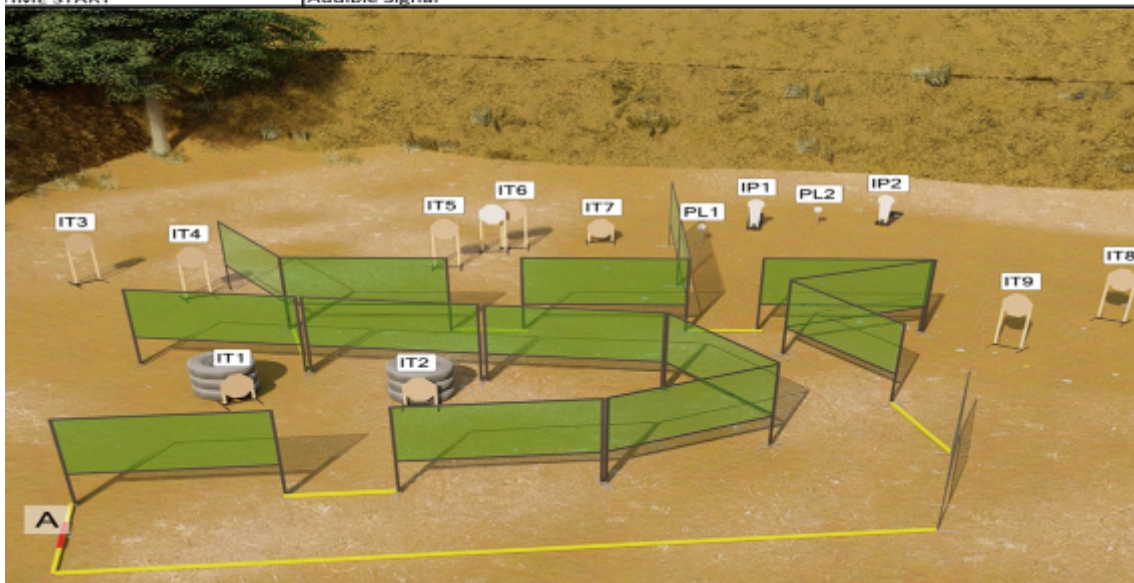


CoF	Comstock - Medium	Points	95 p
Targets	8 paper, 3 popper, 1 no-shoot, Total 11 targets	Min rounds	19
Firearm	Handgun	Match-%	13.77%

Procedure	On audible start signal engage targets
Starting position	Heels of both feet touching A
Firearm ready condition	Loaded
Start on	Audible signal
Stop on	Last shot
Penalties	As per current edition of rules
Safety angles	L/R
Setup notes	

4. The Canes

TARGETS	CLASSIC	MINI	POPPER	MINI POPPER	METAL PLATES
MINIMUM ROUNDS	9	0	2	0	2
DISTANCE	4m - 10m				
FIREARM READY CONDITION	Loaded (Option 2): magazine filled and fitted, chamber empty.				
START POSITION	Competitor starts with TOES of BOTH FEET touching at A				
STAGE PROCEDURE	On audible start signal engage targets.				
TIME START	Audible Signal				

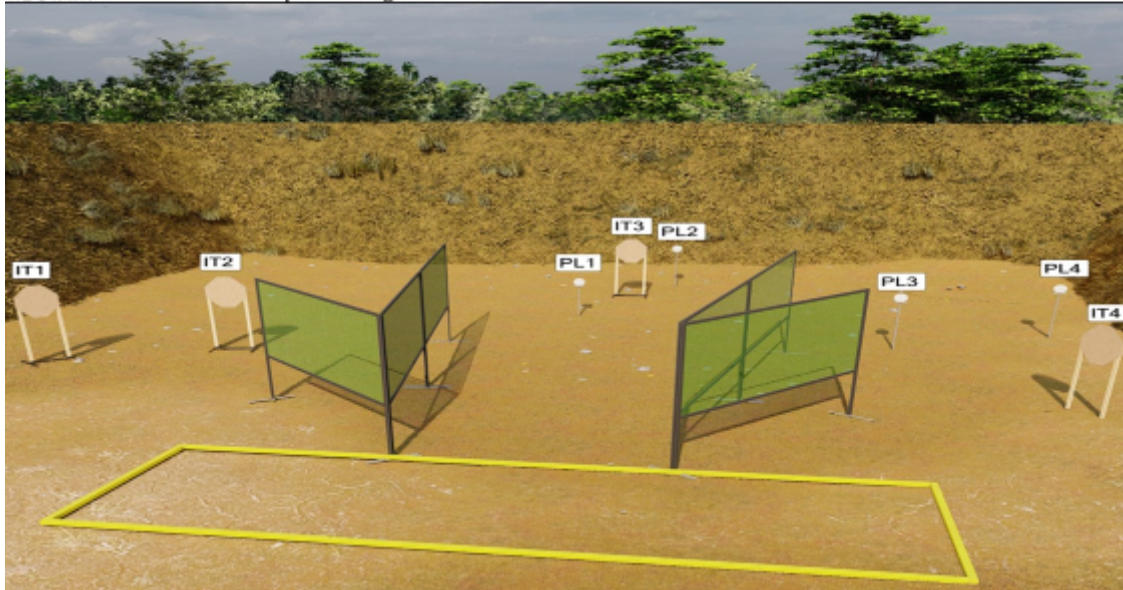


CoF	Comstock - Medium	Points	110 p
Targets	9 paper, 2 popper, 2 plates, 1 no-shoot, Total 13 targets	Min rounds	22
Firearm	Handgun	Match-%	15.94%

Procedure	On audible start signal engage targets
Starting position	Toes of both feet touching A
Firearm ready condition	Loaded chamber empty
Start on	Audible signal
Stop on	Last shot
Penalties	As per current edition of rules
Safety angles	L/R
Setup notes	

5. AD Tactical

TARGETS	CLASSIC	MINI	POPPER	MINI POPPER	METAL PLATES
MINIMUM ROUNDS	4	0	0	0	4
STANCE	3m - 10m				
FIREARM READY CONDITION	Loaded (Option 1): magazine filled and fitted, chamber loaded, hammer or sear cocked and safety catch applied.				
START POSITION	Competitor starts anywhere in the demarcated area				
ENGAGEMENT PROCEDURE	On audible start signal engage targets.				
TIME START	Audible Signal				

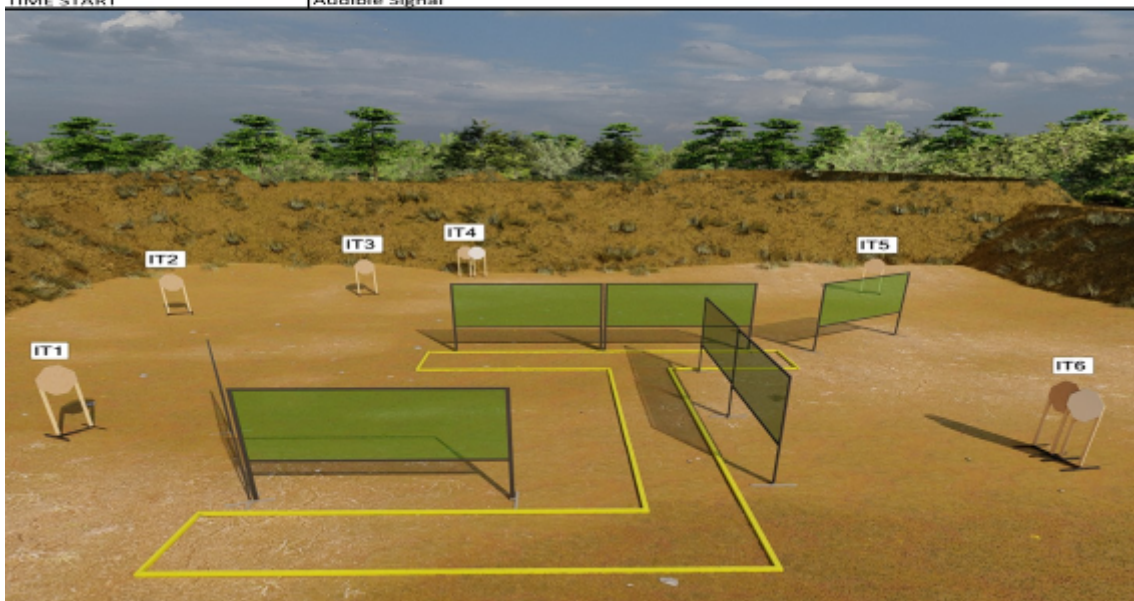


CoF	Comstock - Short	Points	60 p
Targets	4 paper, 4 plates, Total 8 targets	Min rounds	12
Firearm	Handgun	Match-%	8.70%

Procedure	On audible start signal engage targets
Starting position	Anywhere
Firearm ready condition	Loaded
Start on	Audible signal
Stop on	Last shot
Penalties	As per current edition of rules
Safety angles	L/R
Setup notes	

6. RMS

	CLASSIC	MINI	POPPER	MINI POPPER	METAL PLATE
	6	0	0	0	0
MINIMUM ROUNDS	12				
DISTANCE	3m - 8m				
FIREARM READY CONDITION	Loaded (Option 1): magazine filled and fitted, chamber loaded hammer or sear cocked and safety catch applied.				
START POSITION	Competitor starts anywhere in the demarcated area				
STAGE PROCEDURE	On audible start signal engage targets.				
TIME START	Audible Signal				



CoF	Comstock - Short	Points	60 p
Targets	6 paper, 2 no-shoot, Total 6 targets	Min rounds	12
Firearm	Handgun	Match-%	8.70%

Procedure	On audible start signal engage targets
Starting position	Anywhere
Firearm ready condition	Loaded
Start on	Audible signal
Stop on	Last shot
Penalties	As per current edition of rules
Safety angles	L/R
Setup notes	

7. GEARBOX CONNEXION


No image

CoF	Comstock - Medium	Points	115 p
Targets	11 paper, 1 popper, Total 12 targets	Min rounds	23
Firearm	Handgun	Match-%	16.67%

Procedure	On audible start signal engage targets
Starting position	Toes of both feet touching A
Firearm ready condition	Loaded
Start on	Audible signal
Stop on	Last shot
Penalties	As per current edition of rules
Safety angles	L/R
Setup notes	

8. SA Block Afrimat

	CLASSIC	MINI	POPPER	MINI POPPER	METAL PLATES
MINIMUM ROUNDS	16	0	0	0	0
DISTANCE	3m - 8m				
FIREARM READY CONDITION	Loaded (Option 1): magazine filled and fitted, chamber loaded hammer or sear cocked and safety catch applied.				
START POSITION	Competitor starts anywhere in the demarcated area				
STAGE PROCEDURE	On audible start signal engage targets.				
TIME START	Audible Signal				



CoF	Comstock - Long	Points	160 p
Targets	16 paper, 6 no-shoot, Total 16 targets	Min rounds	32
Firearm	Handgun	Match-%	23.19%

Procedure	On audible start signal engage targets
Starting position	Anywhere
Firearm ready condition	Loaded
Start on	Audible signal
Stop on	Last shot
Penalties	As per current edition of rules
Safety angles	L/R
Setup notes	