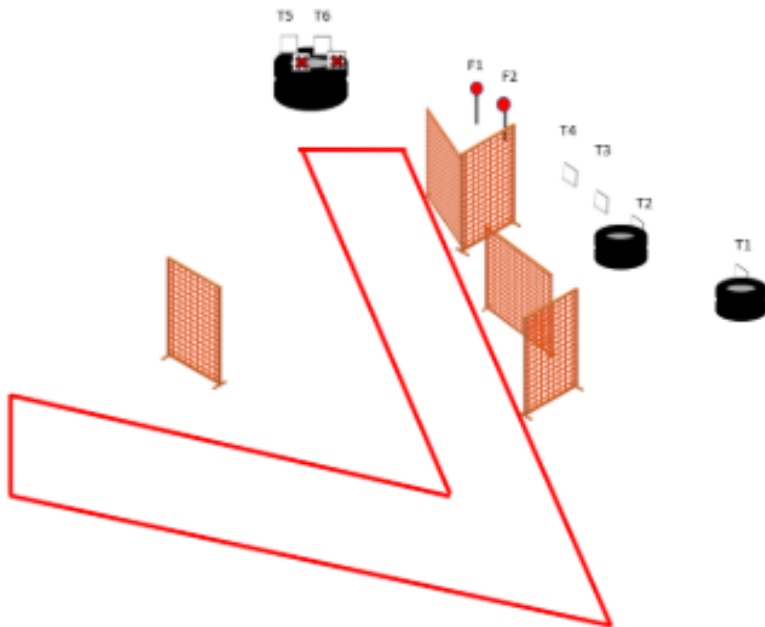


1. Övningsstationen Vänster

Övning stationen vänster stage-1 Hotrange

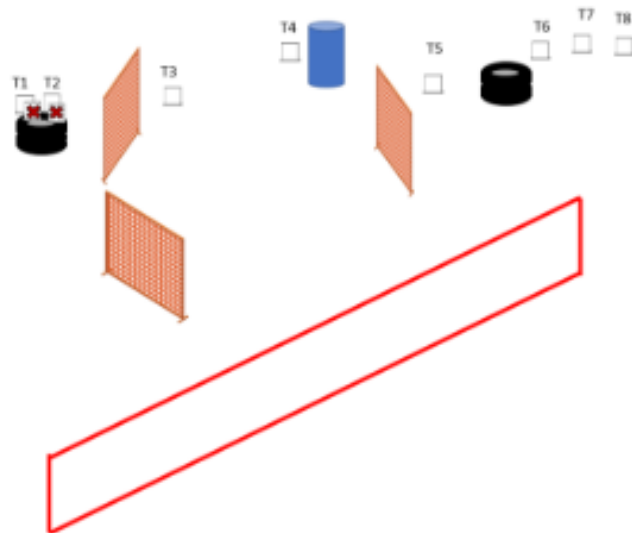


CoF	Comstock - Short	Points	40 p
Targets	6 plates, 2 frangible, 2 no-shoot, Total 8 targets	Min rounds	8
Firearm	Shotgun	Match-%	7.14%

Procedure	At the start signal engage targets within the designated area.
Starting position	Standing as demonstrated by RO
Firearm ready condition	Option 1
Start on	Audible signal
Stop on	Last shot
Penalties	As per current edition of rules
Safety angles	L/R
Setup notes	

2. Övningsstationen Höger

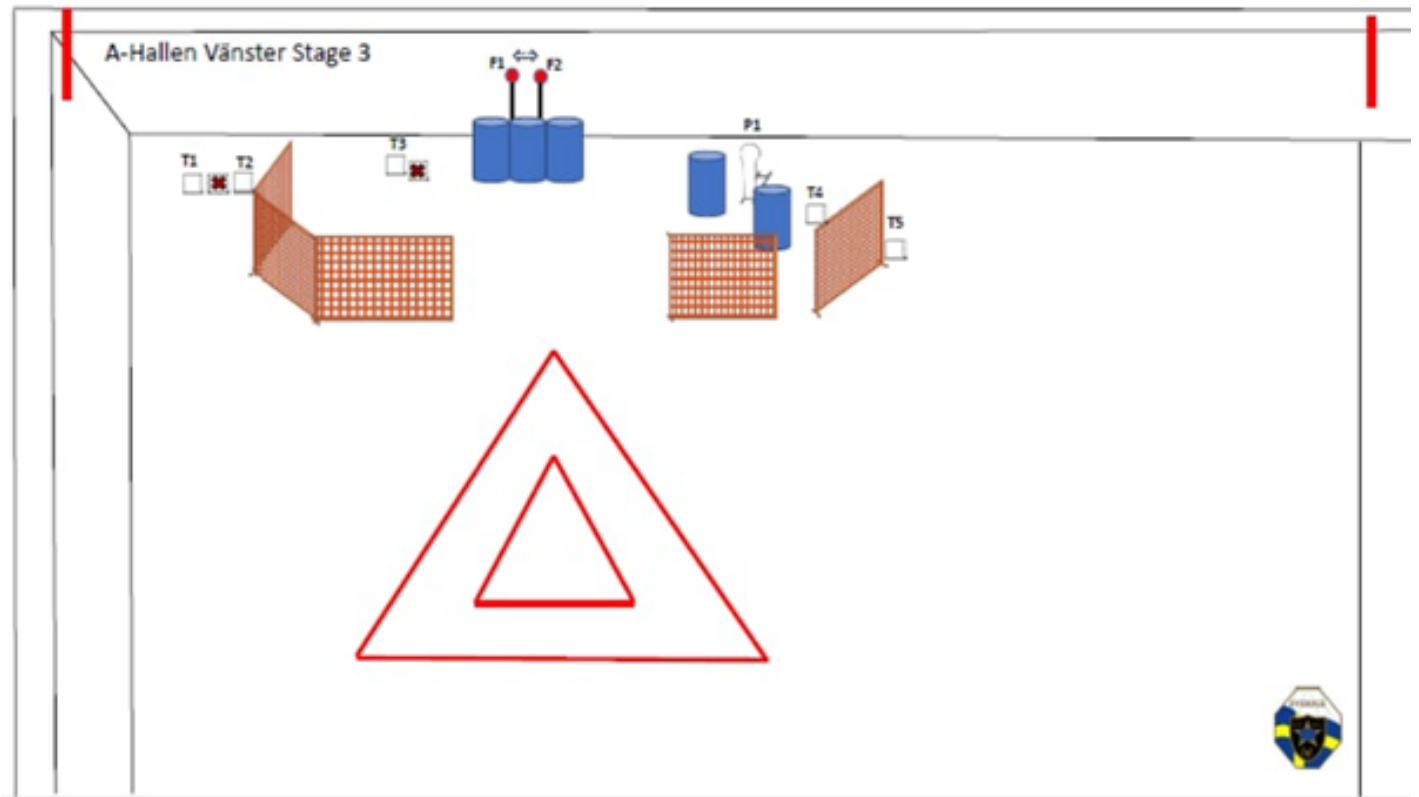
Övning stationen höger stage-2 Hotrange



CoF	Comstock - Short	Points	40 p
Targets	8 plates, 2 no-shoot, Total 8 targets	Min rounds	8
Firearm	Shotgun	Match-%	7.14%

Procedure	At the start signal engage targets within the designated area.
Starting position	Standing as demonstrated by RO
Firearm ready condition	Option 1
Start on	Audible signal
Stop on	Last shot
Penalties	As per current edition of rules
Safety angles	L/R
Setup notes	

3. A-hallen Vänster

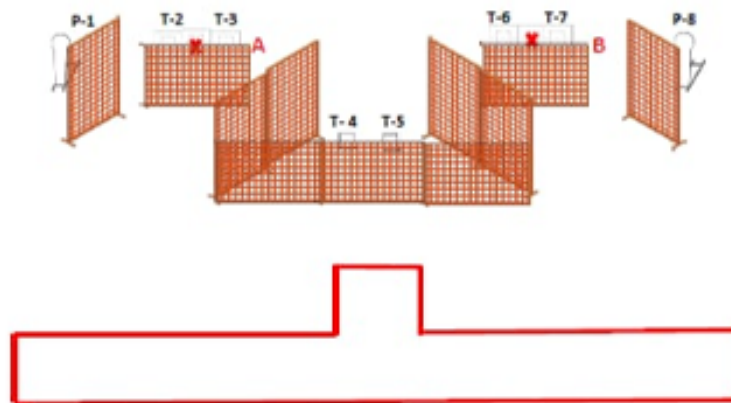


CoF	Comstock - Short	Points	40 p
Targets	1 popper, 5 plates, 2 frangible, 2 no-shoot, Total 8 targets	Min rounds	8
Firearm	Shotgun	Match-%	7.14%

Procedure	At the start signal engage targets within the designated area. IPSC mini popper activates swinger F1/F2
Starting position	Standing as demonstrated by RO
Firearm ready condition	Option 1
Start on	Audible signal
Stop on	Last shot
Penalties	As per current edition of rules
Safety angles	L/R
Setup notes	

4. A-hallen Höger

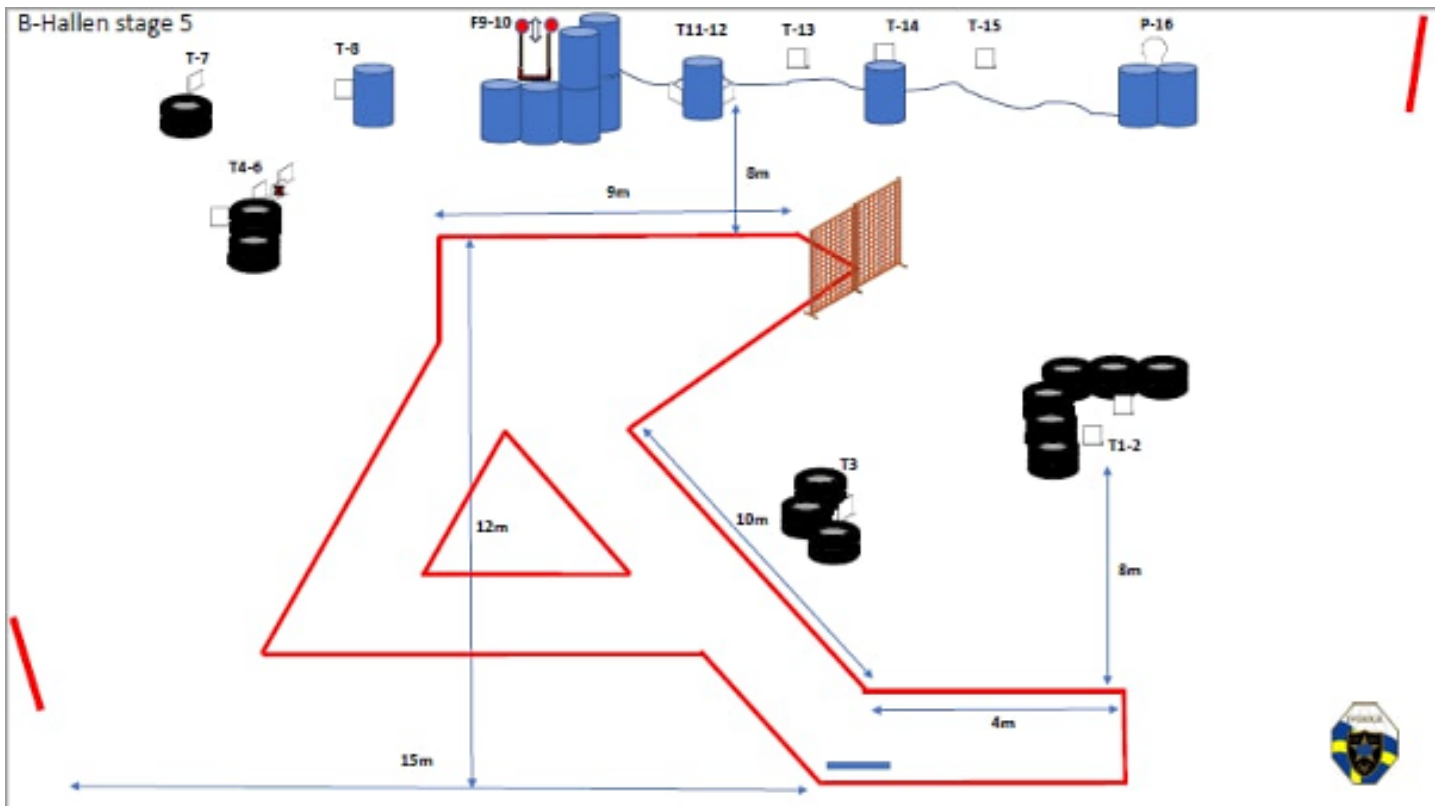
A-Hallen Höger Stage 4



CoF	Comstock - Short	Points	60 p
Targets	4 paper, 2 popper, 2 plates, 2 no-shoot, Total 8 targets	Min rounds	8
Firearm	Shotgun	Match-%	10.71%

Procedure	At the start signal engage targets within the designated area. P-1 IPSC Popper activates falling wall B, P8 IPSC Popper activates falling wall A. Targets will remain visible.		
Starting position	Standing as demonstrated by RO		
Firearm ready condition	Option 1		
Start on	Audible signal		
Stop on	Last shot		
Penalties	As per current edition of rules		
Safety angles	L/R		
Setup notes			

5. B-hallen

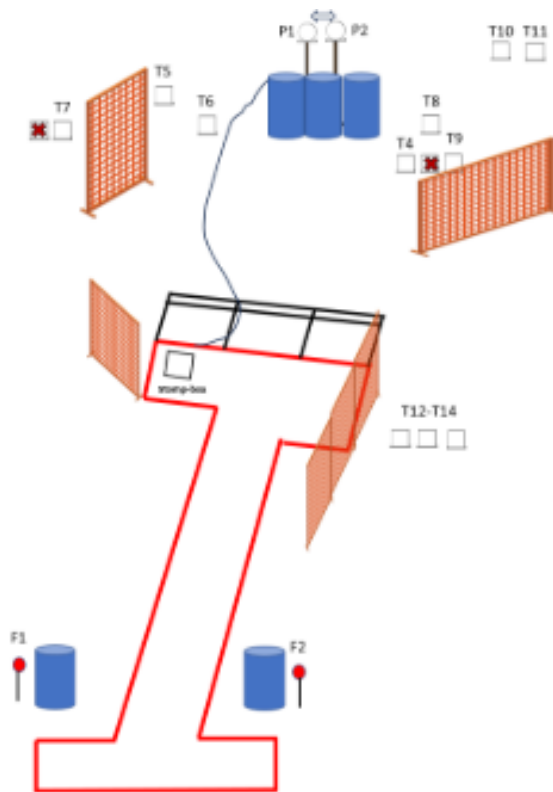


CoF	Comstock - Medium	Points	80 p
Targets	1 popper, 13 plates, 2 frangible, 1 no-shoot, Total 16 targets	Min rounds	16
Firearm	Shotgun	Match-%	14.29%

Procedure	At the start signal engage targets within the designated area. IPSC mini Popper P-16 activates Bobber F9-F10. Moving targets will remain visible at rest.
Starting position	Standing as demonstrated by RO, Heels touching the start line.
Firearm ready condition	Option 2
Start on	Audible signal
Stop on	Last shot
Penalties	As per current edition of rules
Safety angles	L/R
Setup notes	

6. Grytan

Grytan stage 6

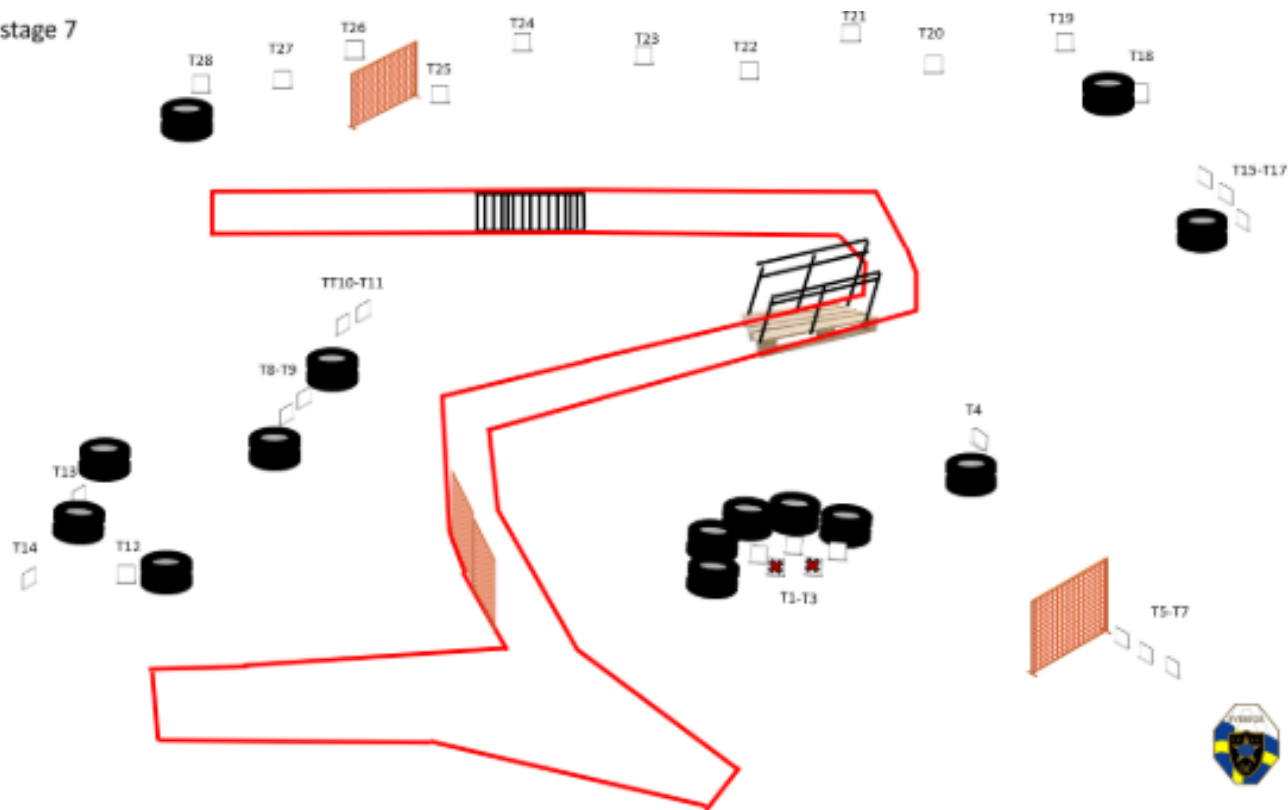


CoF	Comstock - Medium	Points	80 p
Targets	13 plates, 3 frangible, 2 no-shoot, Total 16 targets	Min rounds	16
Firearm	Shotgun	Match-%	14.29%

Procedure	At the start signal engage targets within the designated area. Stomp box activates Swinger P1 & P2.
Starting position	Standing as demonstrated by RO
Firearm ready condition	Option 1
Start on	Audible signal
Stop on	Last shot
Penalties	As per current edition of rules
Safety angles	L/R
Setup notes	

7. Skogen 1

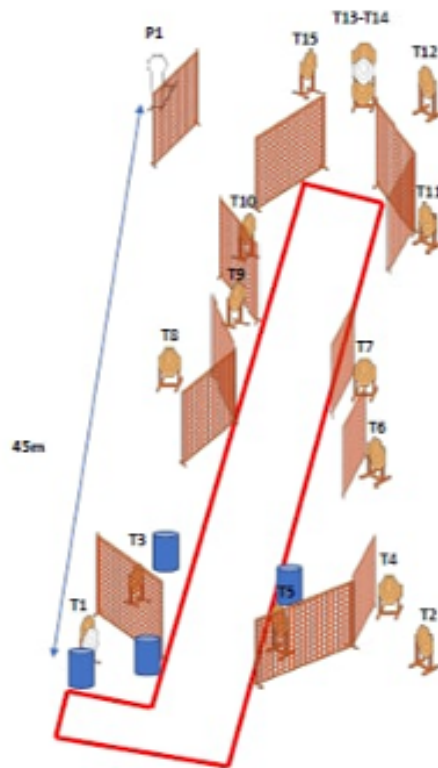
Skogen 1 stage 7



CoF	Comstock - Long	Points	140 p
Targets	28 plates, 2 no-shoot, Total 28 targets	Min rounds	28
Firearm	Shotgun	Match-%	25.00%

Procedure	At the start signal engage targets within the designated area..
Starting position	Standing as demonstrated by RO heels touching mark.
Firearm ready condition	Option 1
Start on	Audible signal
Stop on	Last shot
Penalties	As per current edition of rules
Safety angles	L/R
Setup notes	

8. Skogen-2



CoF	Comstock - Medium	Points	80 p
Targets	15 paper, 1 popper, 3 no-shoot, Total 16 targets	Min rounds	16
Firearm	Shotgun	Match-%	14.29%

Procedure	At the start signal engage targets within the designated area.
Starting position	Standing as demonstrated by RO.
Firearm ready condition	Option 1
Start on	Audible signal
Stop on	Last shot
Penalties	As per current edition of rules
Safety angles	L/R
Setup notes	