


# 1. Smått



CoF	Comstock - Short	Points	45 p
Targets	2 paper, 2 popper, 3 plates, Total 7 targets	Min rounds	9
Firearm	Pistol Caliber Carbine	Match-%	8.26%

Procedure	At signal engage targets
Starting position	Standing
Firearm ready condition	Option 1
Start on	Audible signal
Stop on	Last shot
Penalties	As per current edition of rules
Safety angles	Marker left and right
Setup notes	

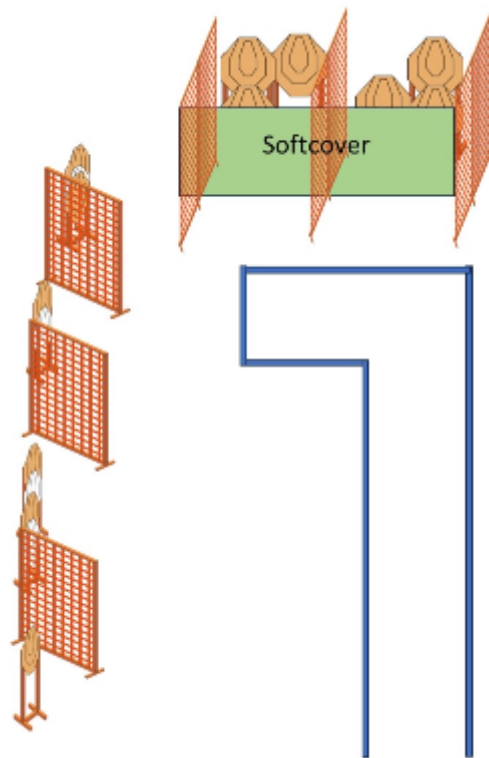
## 2. Fika



CoF	Comstock - Short	Points	60 p
Targets	6 paper, Total 6 targets	Min rounds	12
Firearm	Pistol Caliber Carbine	Match-%	11.01%

Procedure	At signal engage targets
Starting position	Sitting on Chair drinking coffe
Firearm ready condition	Option 2 standing in gunrack
Start on	Audible signal
Stop on	Last shot
Penalties	As per current edition of rules
Safety angles	Marker left and right
Setup notes	

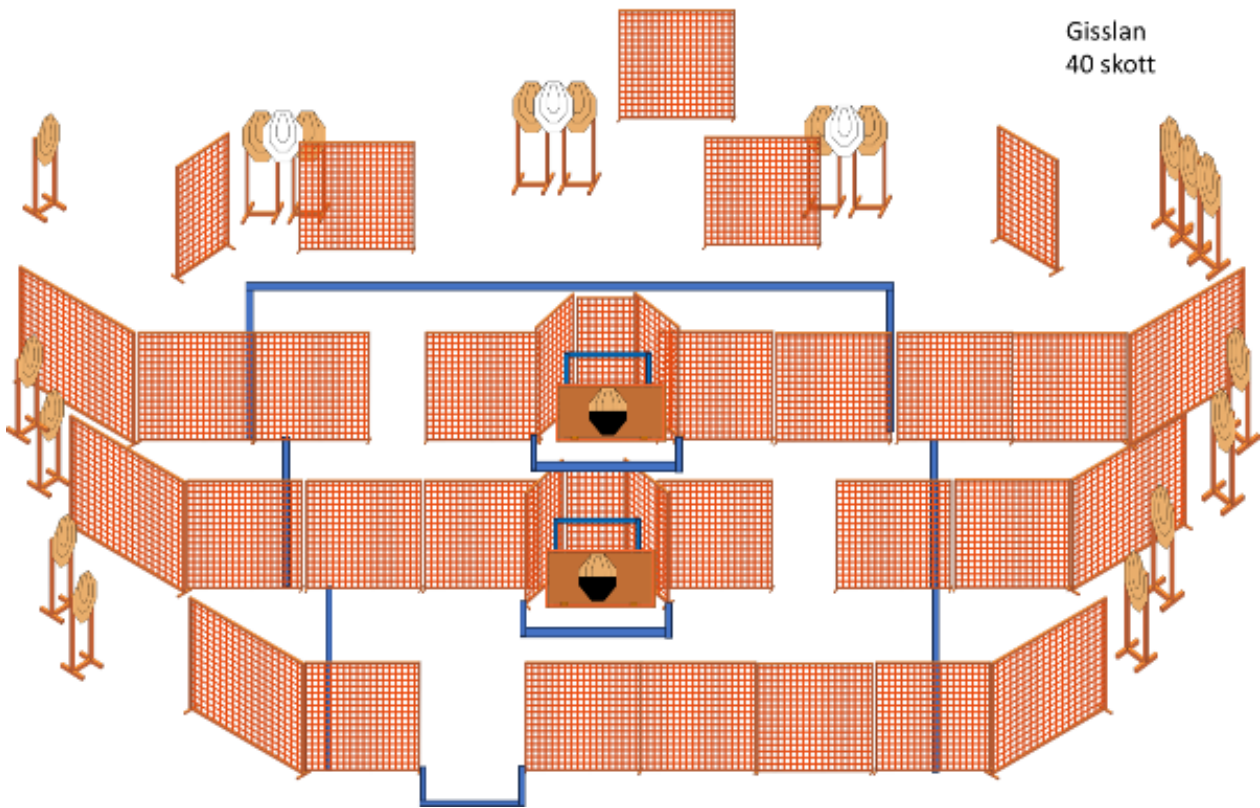
### 3. Var rädd om dom



CoF	Comstock - Medium	Points	120 p
Targets	12 paper, 3 no-shoot, Total 12 targets	Min rounds	24
Firearm	Pistol Caliber Carbine	Match-%	22.02%

Procedure	On signal engage targets, feet touching marks
Starting position	Standing
Firearm ready condition	Option 1
Start on	Audible signal
Stop on	Last shot
Penalties	As per current edition of rules
Safety angles	Marker left and right
Setup notes	

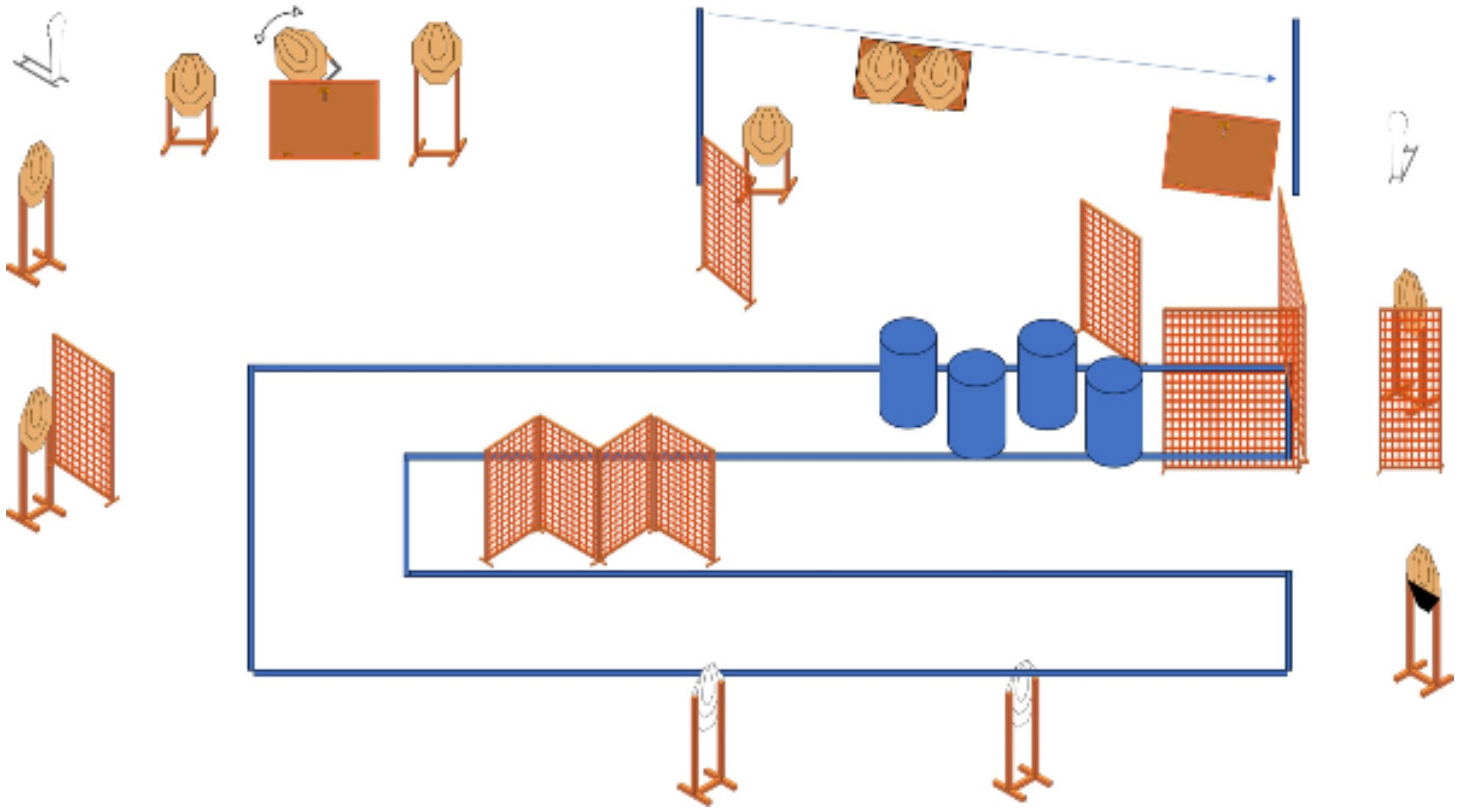
## 4. Rädda dem



CoF	Comstock - Long	Points	200 p
Targets	20 paper, 3 no-shoot, Total 20 targets	Min rounds	40
Firearm	Pistol Caliber Carbine	Match-%	36.70%

Procedure	On signal engage targets
Starting position	Standing
Firearm ready condition	Option 1
Start on	Audible signal
Stop on	Last shot
Penalties	As per current edition of rules
Safety angles	L/R
Setup notes	

## 5. På flykt



CoF	Comstock - Medium	Points	120 p
Targets	11 paper, 2 popper, Total 13 targets	Min rounds	24
Firearm	Pistol Caliber Carbine	Match-%	22.02%

Procedure	Om signal engage targets. Right popper starts mover. Left popper starts swinger. Moving targets visible at rest.
Starting position	Standing
Firearm ready condition	Option 1
Start on	Audible signal
Stop on	Last shot
Penalties	As per current edition of rules
Safety angles	Marker right and left.
Setup notes	