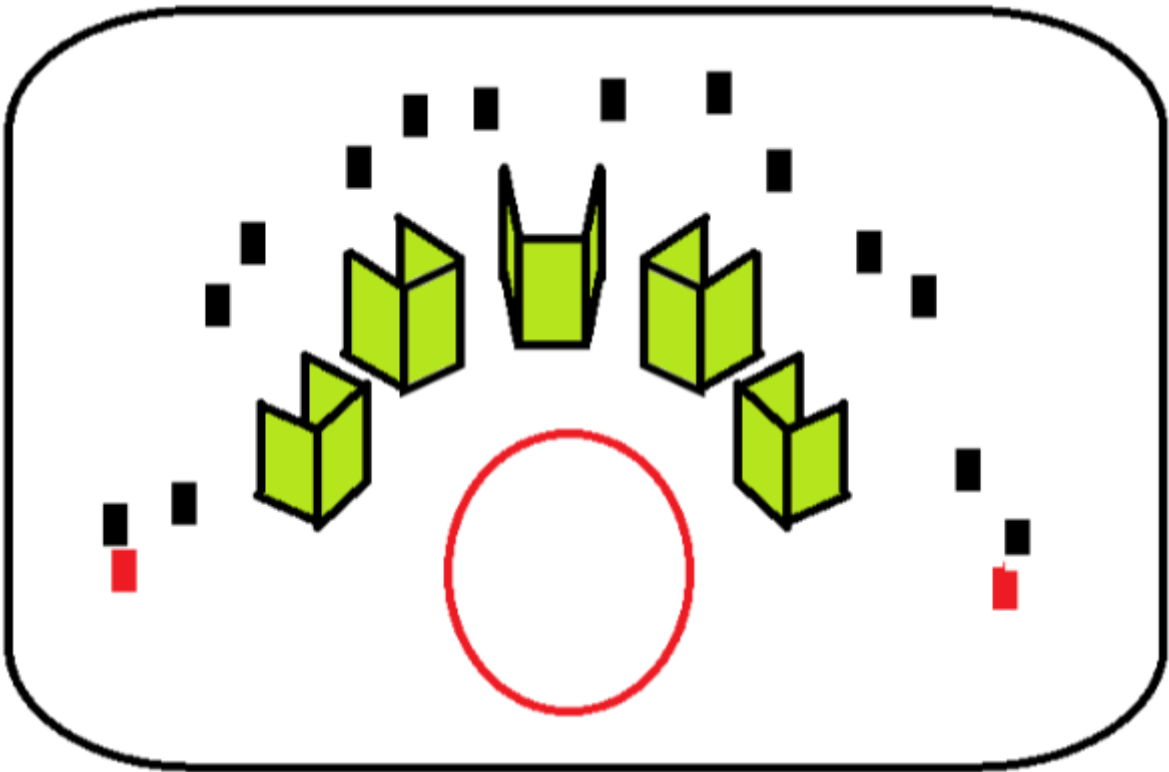
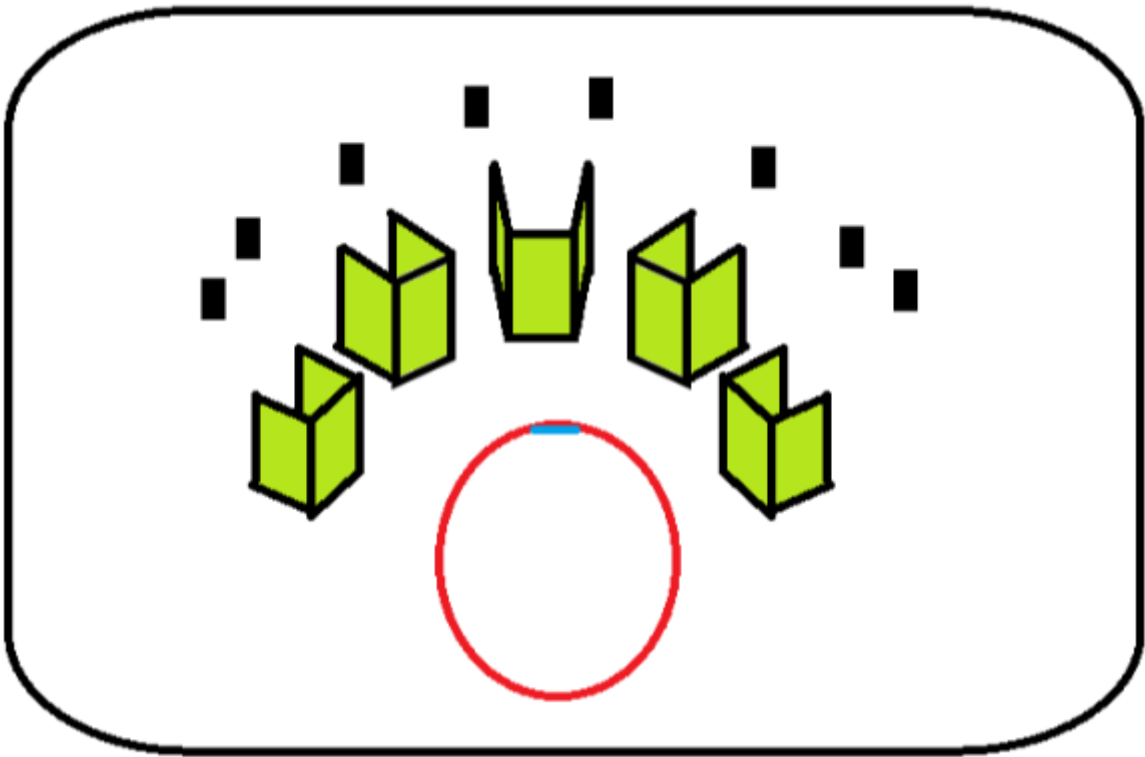


1. Stage 1



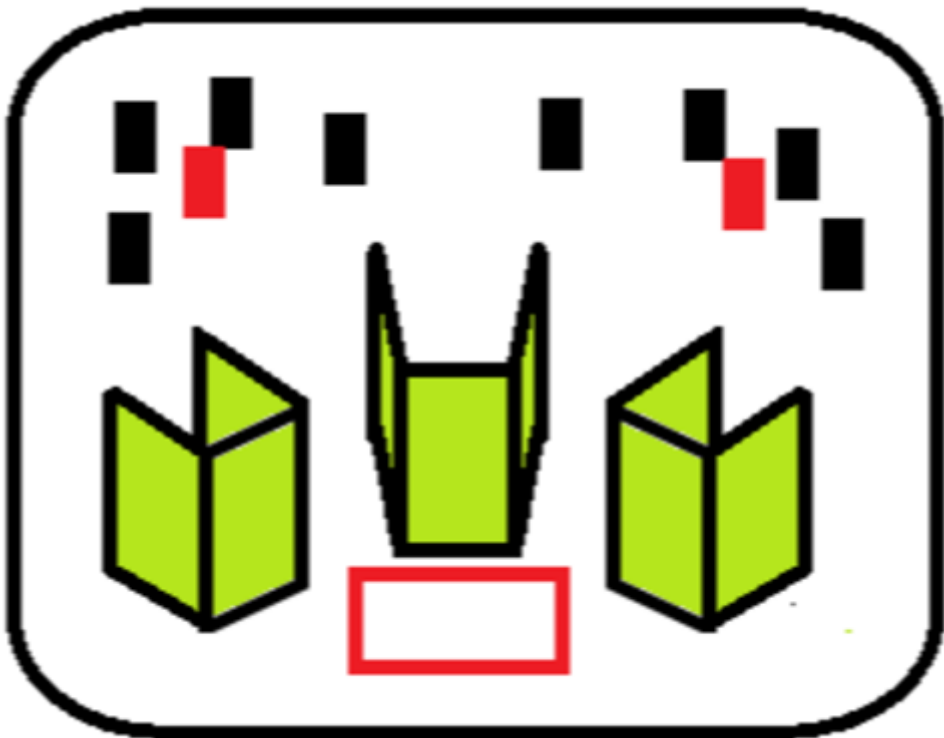
| | | | |
|-------------------------|---|------------|--------|
| CoF | Comstock - Medium | Points | 70 p |
| Targets | 14 plates, 2 no-shoot, Total 14 targets | Min rounds | 14 |
| Firearm | Shotgun | Match-% | 13.86% |
| Procedure | On the audible start signal engage targets as they become visible. | | |
| Starting position | Standing upright anywhere in the shooting area.Gun held in 2 hands a hip level.8.2.2.1. | | |
| Firearm ready condition | Loaded Option 1 | | |
| Start on | Audible signal | | |
| Stop on | Last shot | | |
| Penalties | As per current edition of rules | | |
| Safety angles | 90/90/90 | | |
| Setup notes | | | |

2. Stage 2



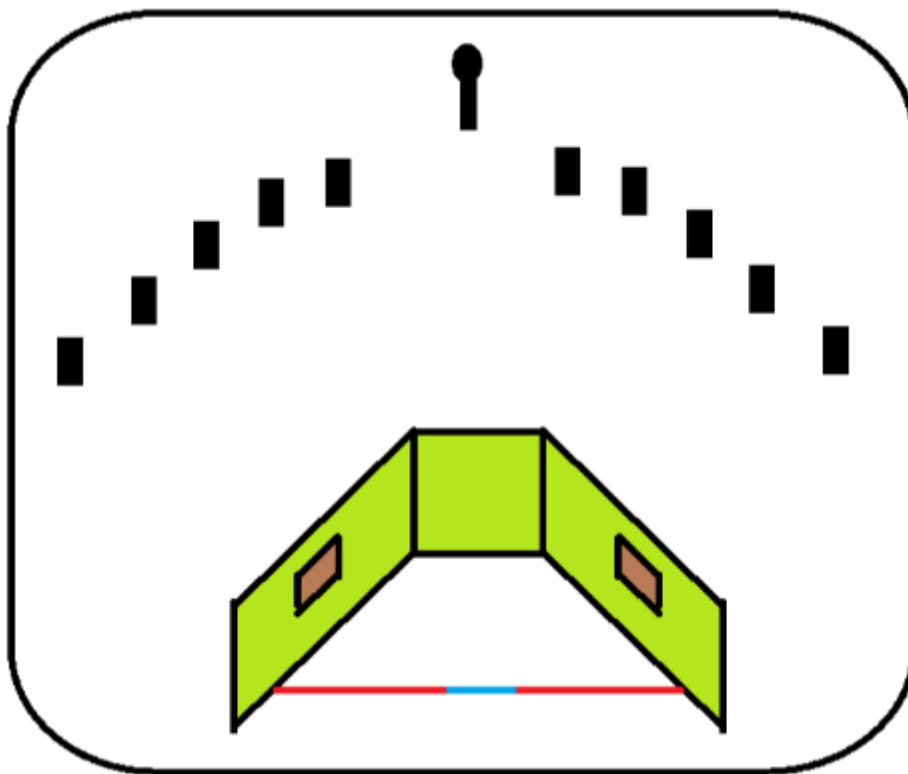
| | | | |
|-------------------------|--|------------|-------|
| CoF | Comstock - Short | Points | 40 p |
| Targets | 8 plates, Total 8 targets | Min rounds | 8 |
| Firearm | Shotgun | Match-% | 7.92% |
| Procedure | On the audible start signal, engage targets as they become visible. | | |
| Starting position | Standing upright with toes touching marks. Gun held at trail in strong hand. | | |
| Firearm ready condition | Loaded Option 2 | | |
| Start on | Audible signal | | |
| Stop on | Last shot | | |
| Penalties | As per current edition of rules | | |
| Safety angles | 90/90/90 | | |
| Setup notes | | | |

3. Stage 3



| | | | |
|-------------------------|---|------------|-------|
| CoF | Comstock - Short | Points | 40 p |
| Targets | 8 plates, 2 no-shoot, Total 8 targets | Min rounds | 8 |
| Firearm | Shotgun | Match-% | 7.92% |
| Procedure | On audible start signal engage targets as they become visible. | | |
| Starting position | Standing upright anywhere within the shooting area. Gun held in two hands at hip level. 8.2.2.1 | | |
| Firearm ready condition | Loaded Option 2 | | |
| Start on | Audible signal | | |
| Stop on | Last shot | | |
| Penalties | As per current edition of rules | | |
| Safety angles | 90/90/90 | | |
| Setup notes | | | |

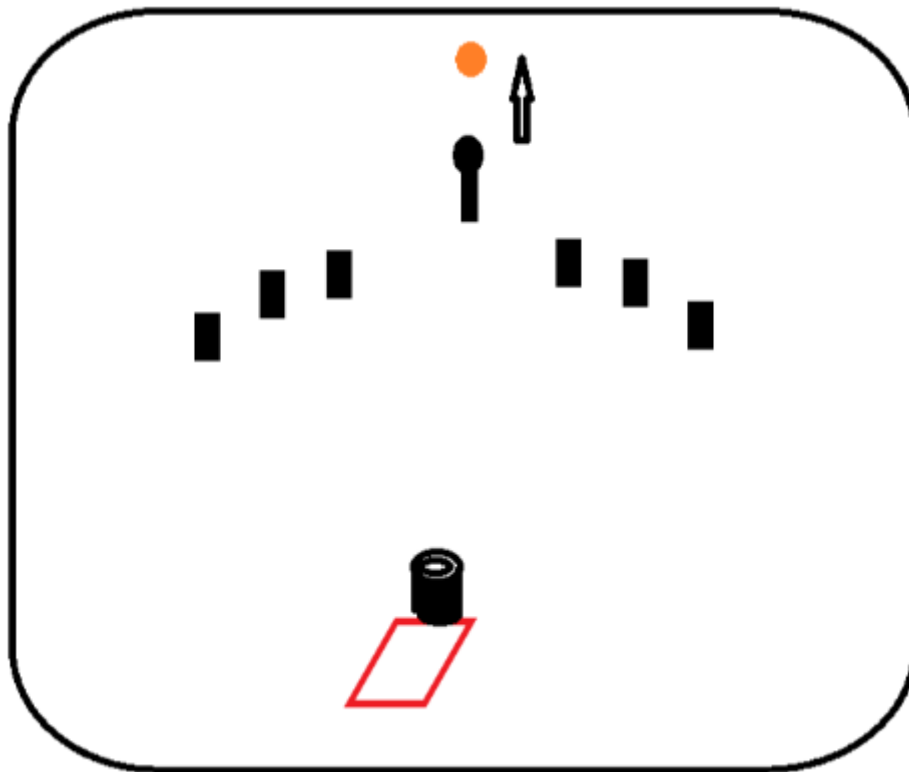
4. Stage 4



| | | | |
|---------|---------------------------------------|------------|--------|
| CoF | Comstock - Medium | Points | 55 p |
| Targets | 1 popper, 10 plates, Total 11 targets | Min rounds | 11 |
| Firearm | Shotgun | Match-% | 10.89% |

| | |
|-------------------------|--|
| Procedure | On the audible start signal, engage targets as they become visible. Note that flaps may only be opened by hand only. |
| Starting position | Standing upright with heels touching marks. Gun held at the trailing either hand with the other hand hanging naturally by your side. |
| Firearm ready condition | Loaded Option 1 |
| Start on | Audible signal |
| Stop on | Last shot |
| Penalties | As per current edition of rules |
| Safety angles | L/R |
| Setup notes | |

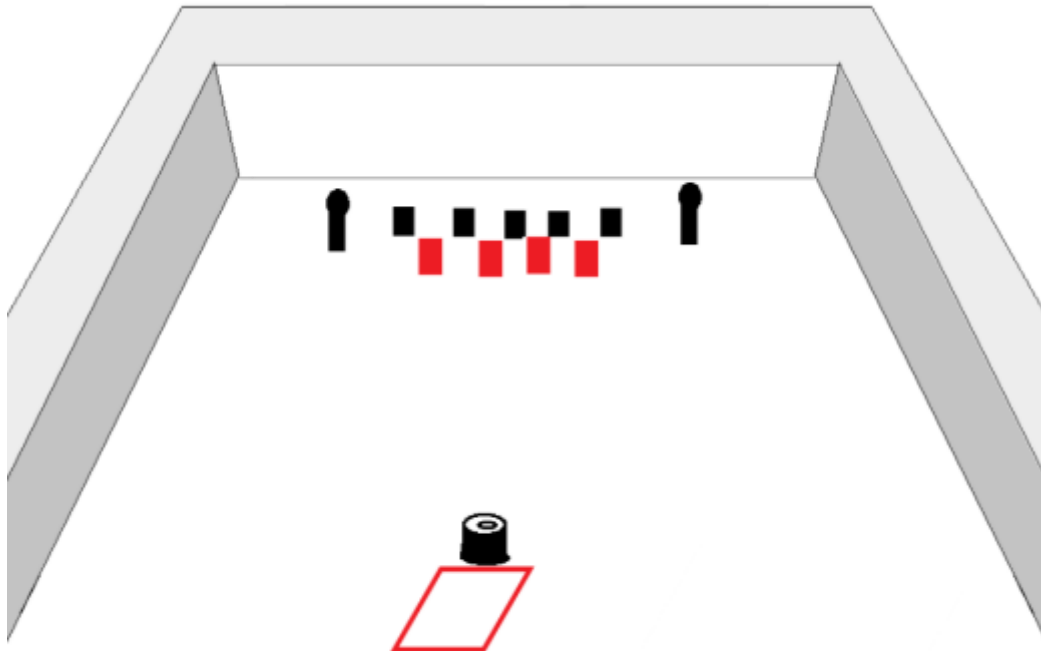
5. Stage 5



| | | | |
|---------|--|------------|-------|
| CoF | Comstock - Short | Points | 45 p |
| Targets | 1 popper, 6 plates, 1 frangible, (with 1 10p), Total 8 targets | Min rounds | 8 |
| Firearm | Shotgun | Match-% | 8.91% |

| | | | |
|-------------------------|---|--|--|
| Procedure | On the audible start signal engage targets as they become visible. Note when hit the frangible clay is worth 10 points. | | |
| Starting position | Standing upright in shooting area. Gun placed on tyres with trigger mechanism inside the inner rim. | | |
| Firearm ready condition | Loaded Option 2 | | |
| Start on | Audible signal | | |
| Stop on | Last shot | | |
| Penalties | As per current edition of rules | | |
| Safety angles | 90/90/90 | | |
| Setup notes | | | |

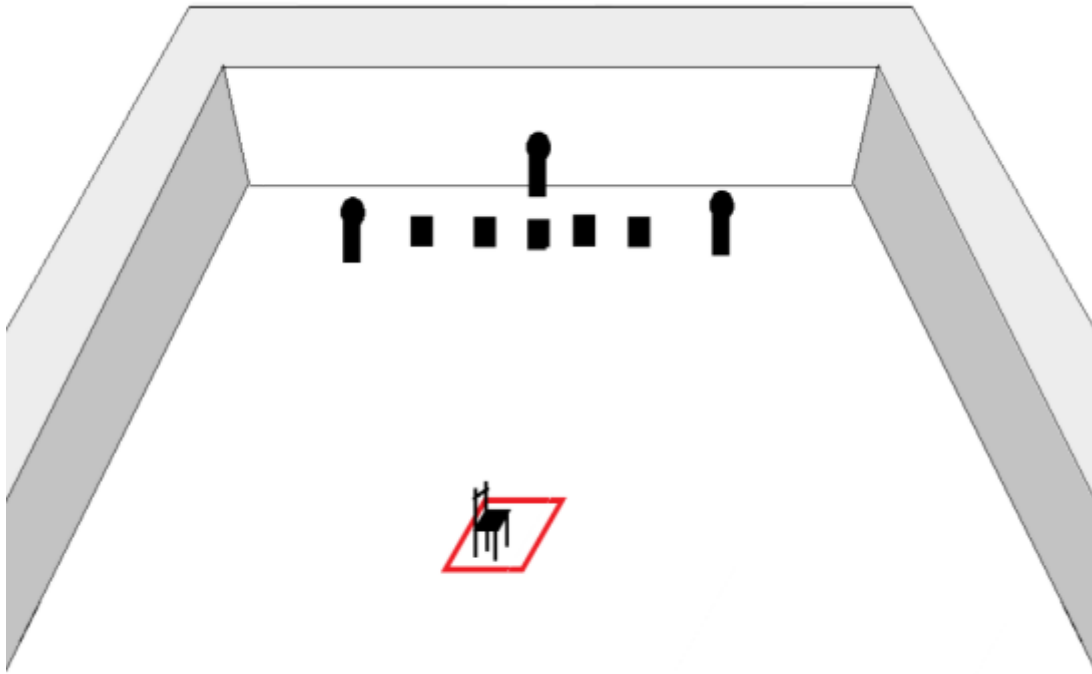
6. Stage 6



| | | | |
|---------|---|------------|-------|
| CoF | Comstock - Short | Points | 35 p |
| Targets | 2 popper, 5 plates, 4 no-shoot, Total 7 targets | Min rounds | 7 |
| Firearm | Shotgun | Match-% | 6.93% |

| | |
|-------------------------|---|
| Procedure | On the audible start signal engage targets as they become visible. |
| Starting position | Standing upright with toes touching marks facing up range. Hands on head with fingers I interlocked. Gun on tyre with trigger mechanism inside the inner rim. |
| Firearm ready condition | Loaded Option 1. |
| Start on | Audible signal |
| Stop on | Last shot |
| Penalties | As per current edition of rules |
| Safety angles | 90/90/90 |
| Setup notes | |

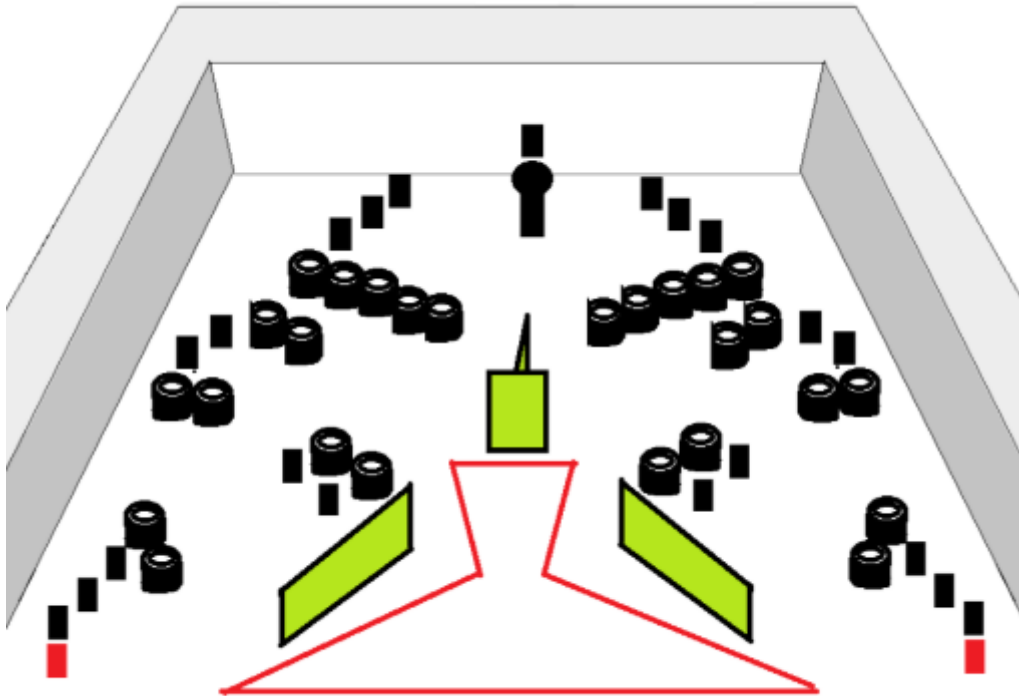
7. Stage 7



| | | | |
|---------|-------------------------------------|------------|-------|
| CoF | Comstock - Short | Points | 40 p |
| Targets | 3 popper, 5 plates, Total 8 targets | Min rounds | 8 |
| Firearm | Shotgun | Match-% | 7.92% |

| | |
|-------------------------|--|
| Procedure | On the audible start signal engage the targets from a seated position. |
| Starting position | Seated on chair with gun held in two hands and resting across your thighs. |
| Firearm ready condition | Loaded Option 1 |
| Start on | Audible signal |
| Stop on | Last shot |
| Penalties | As per current edition of rules |
| Safety angles | 90/90/90 |
| Setup notes | |

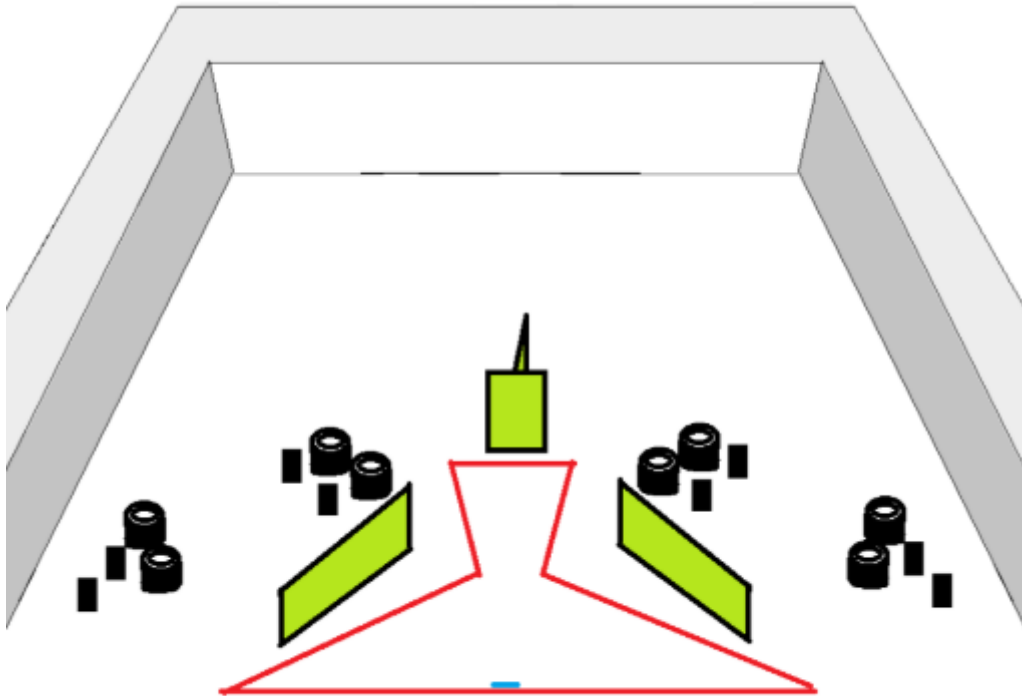
8. Stage 8



| | | | |
|---------|---|------------|--------|
| CoF | Comstock - Long | Points | 110 p |
| Targets | 1 popper, 21 plates, 2 no-shoot, Total 22 targets | Min rounds | 22 |
| Firearm | Shotgun | Match-% | 21.78% |

| | |
|-------------------------|---|
| Procedure | On the audible start signal, engage targets as they become visible. |
| Starting position | Standing upright anywhere within the shooting area. Gun held in two hands at hip level.8.2.2.1. |
| Firearm ready condition | Loaded Option 1 |
| Start on | Audible signal |
| Stop on | Last shot |
| Penalties | As per current edition of rules |
| Safety angles | 90/90/90 |
| Setup notes | |

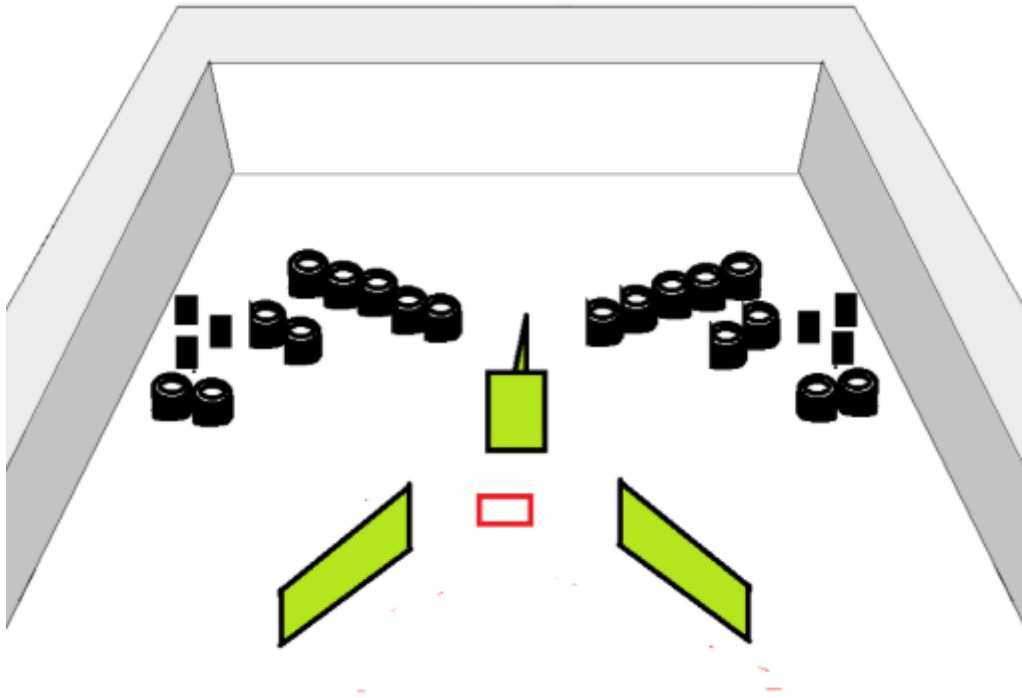
9. Stage 9



| | | | |
|---------|---------------------------|------------|-------|
| CoF | Comstock - Short | Points | 40 p |
| Targets | 8 plates, Total 8 targets | Min rounds | 8 |
| Firearm | Shotgun | Match-% | 7.92% |

| | |
|-------------------------|---|
| Procedure | On the audible start signal engage targets as they become visible. |
| Starting position | Standing upright with heels touching marks. Gun held in two hands at hip level. Rule 8.2.2.1. |
| Firearm ready condition | Loaded Option 1 |
| Start on | Audible signal |
| Stop on | Last shot |
| Penalties | As per current edition of rules |
| Safety angles | 90/90/90 |
| Setup notes | |

10. Stage 10



| | | | |
|---------|---------------------------|------------|-------|
| CoF | Comstock - Short | Points | 30 p |
| Targets | 6 plates, Total 6 targets | Min rounds | 6 |
| Firearm | Shotgun | Match-% | 5.94% |

| | |
|-------------------------|---|
| Procedure | On the audible start signal, engage targets as they become visible from your weak shoulder only, whilst remaining on box. |
| Starting position | Standing upright on box. Gun held in two hands at hip level. Rule 82.2.1 |
| Firearm ready condition | Loaded Option 1 |
| Start on | Audible signal |
| Stop on | Last shot |
| Penalties | As per current edition of rules |
| Safety angles | 90/90/90 |
| Setup notes | |