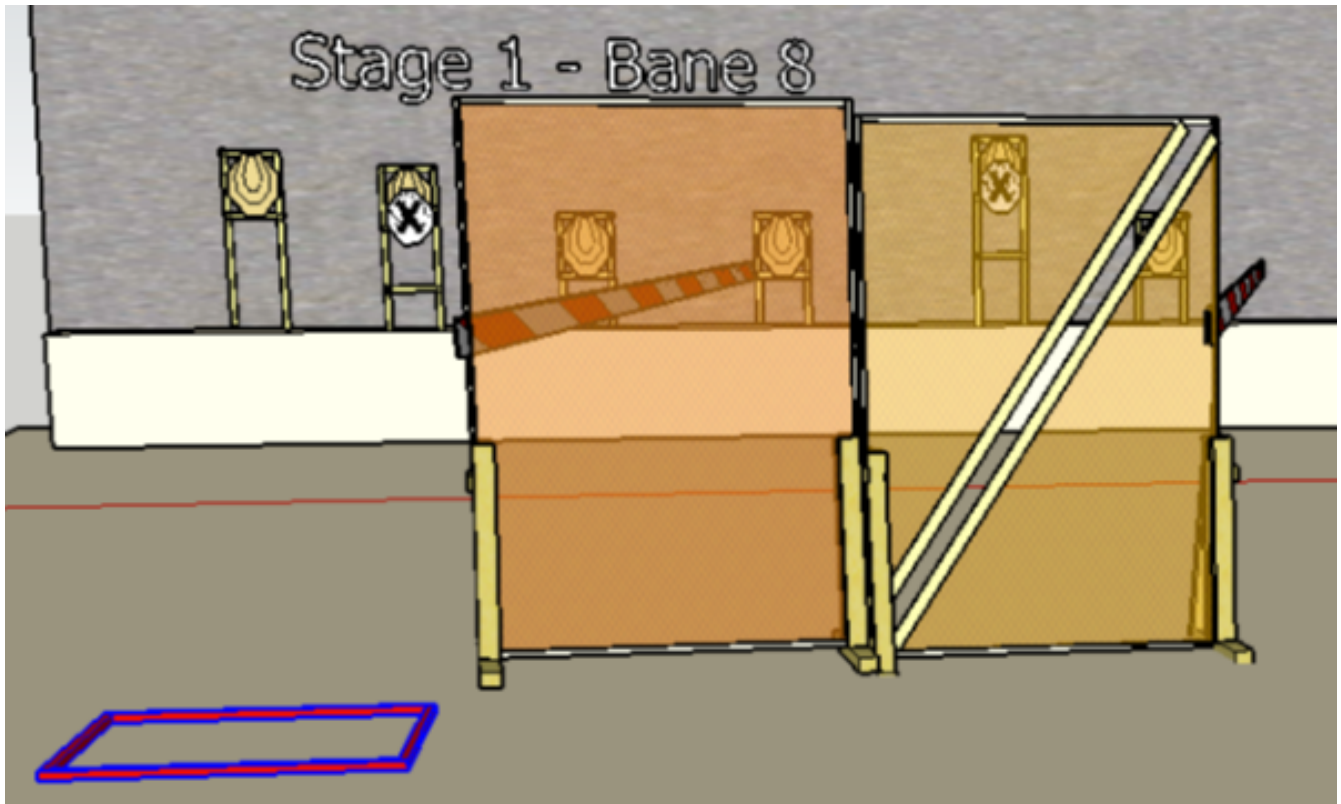


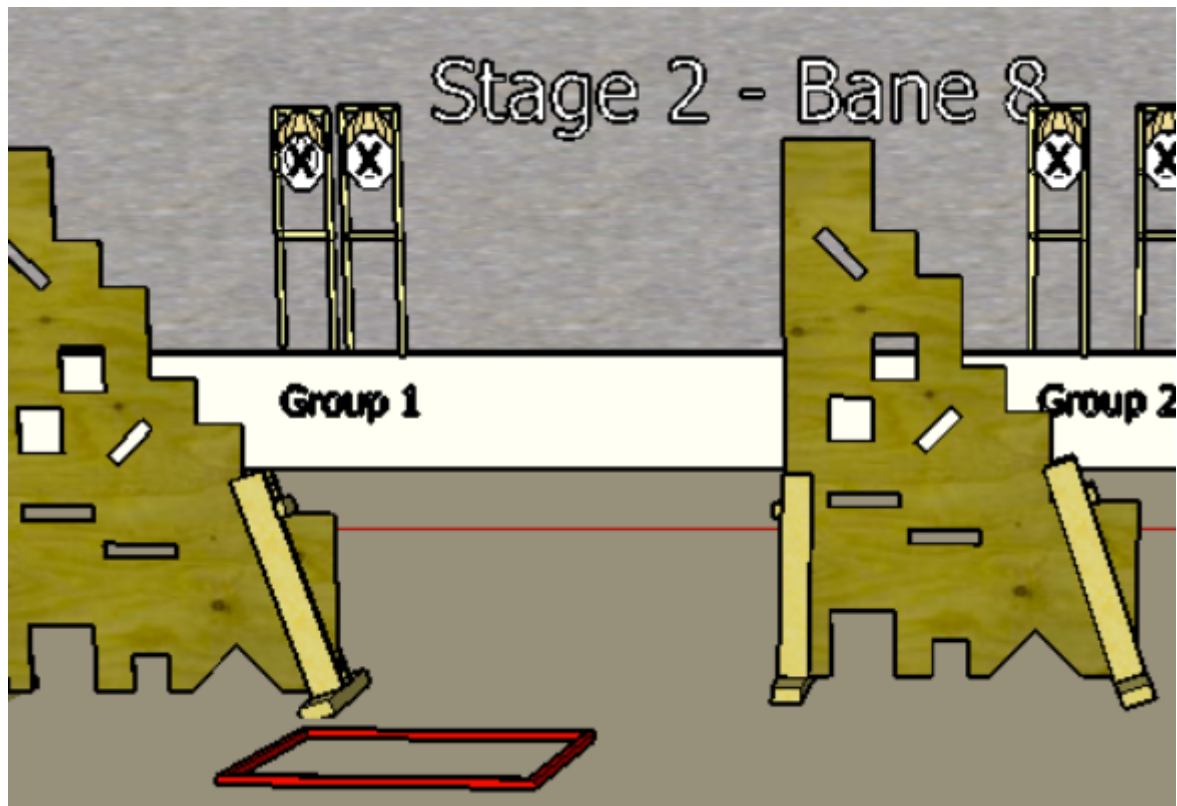
## 1. Short and sweet



CoF	Comstock - Medium	Points	60 p
Targets	6 paper, 2 no-shoot, Total 6 targets	Min rounds	12
Firearm	Rifle	Match-%	12.00%

Procedure	On start signal engage all targets as they become visible. Red and white tape = walls extending up to infinity
Starting position	Standing in box facing downrange
Firearm ready condition	Option 1
Start on	Audible signal
Stop on	Last shot
Penalties	As per current edition of rules
Safety angles	markers on range shown by RO
Setup notes	

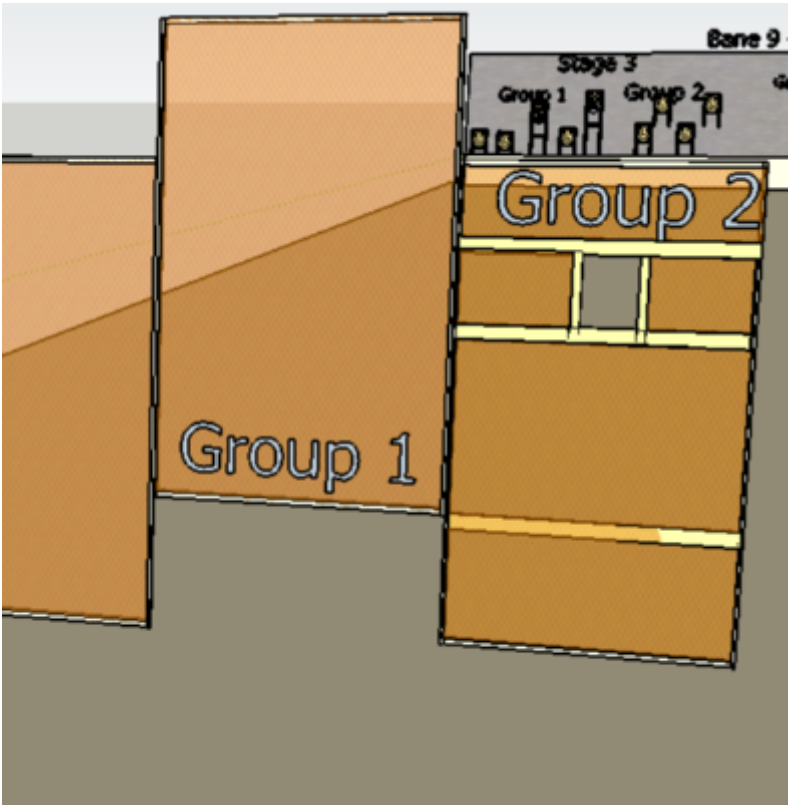
## 2. mirror



CoF	Comstock - Short	Points	40 p
Targets	4 paper, 4 no-shoot, Total 4 targets	Min rounds	8
Firearm	Rifle	Match-%	8.00%

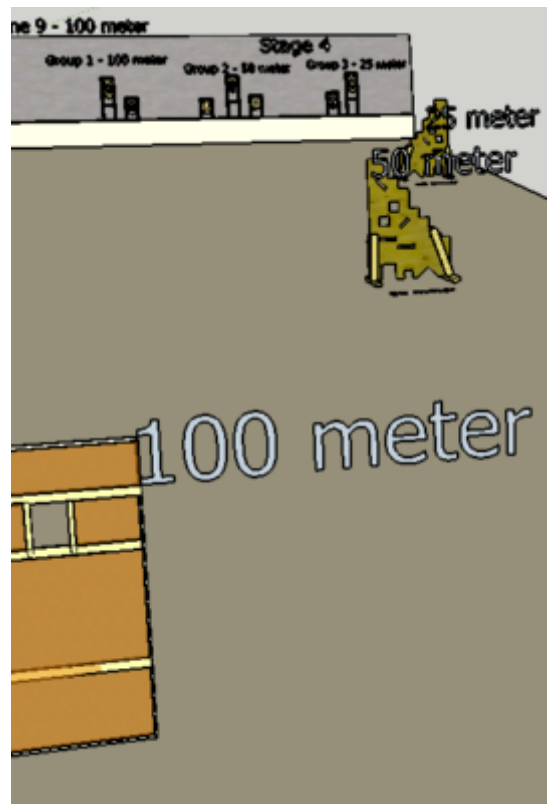
Procedure	On start signal engage all targets as they become visible. Target group 1 using openings in left barricade and target group 2 using openings in right barricade.		
Starting position	Standing in box facing downrange		
Firearm ready condition	Option 1		
Start on	Audible signal		
Stop on	Last shot		
Penalties	As per current edition of rules		
Safety angles	markers on range shown by RO		
Setup notes			

### 3. accurate aiming



CoF	Comstock - Medium	Points	90 p
Targets	9 paper, 2 no-shoot, Total 9 targets	Min rounds	18
Firearm	Rifle	Match-%	18.00%
Procedure	on start signal engage all targets as they become visible. Group 1 using lower opening 1 in wall and Group 2 using higher opening in wall.		
Starting position	Starting in box facing downrange		
Firearm ready condition	Option 3		
Start on	Audible signal		
Stop on	Last shot		
Penalties	As per current edition of rules		
Safety angles	markers on range shown by RO		
Setup notes			

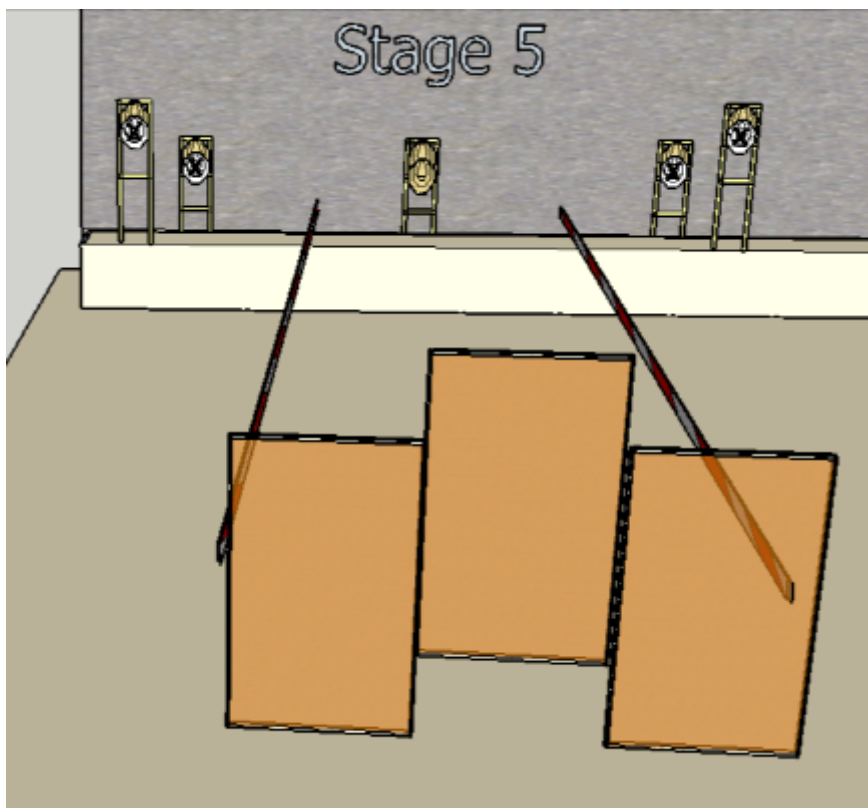
## 4. Move fast



CoF	Comstock - Medium	Points	90 p
Targets	9 paper, 3 no-shoot, Total 9 targets	Min rounds	18
Firearm	Rifle	Match-%	18.00%

Procedure	On start signal engage targets as they become visible. Target group 1 from 100 meter using opening in wall at 100 meters. Target group 2 using opening in barricade at 50 meters. Target group 3 using opening in barricade at 25 meters
Starting position	Standing in box facing downrange
Firearm ready condition	Option 1
Start on	Audible signal
Stop on	Last shot
Penalties	As per current edition of rules
Safety angles	markers on range shown by RO
Setup notes	

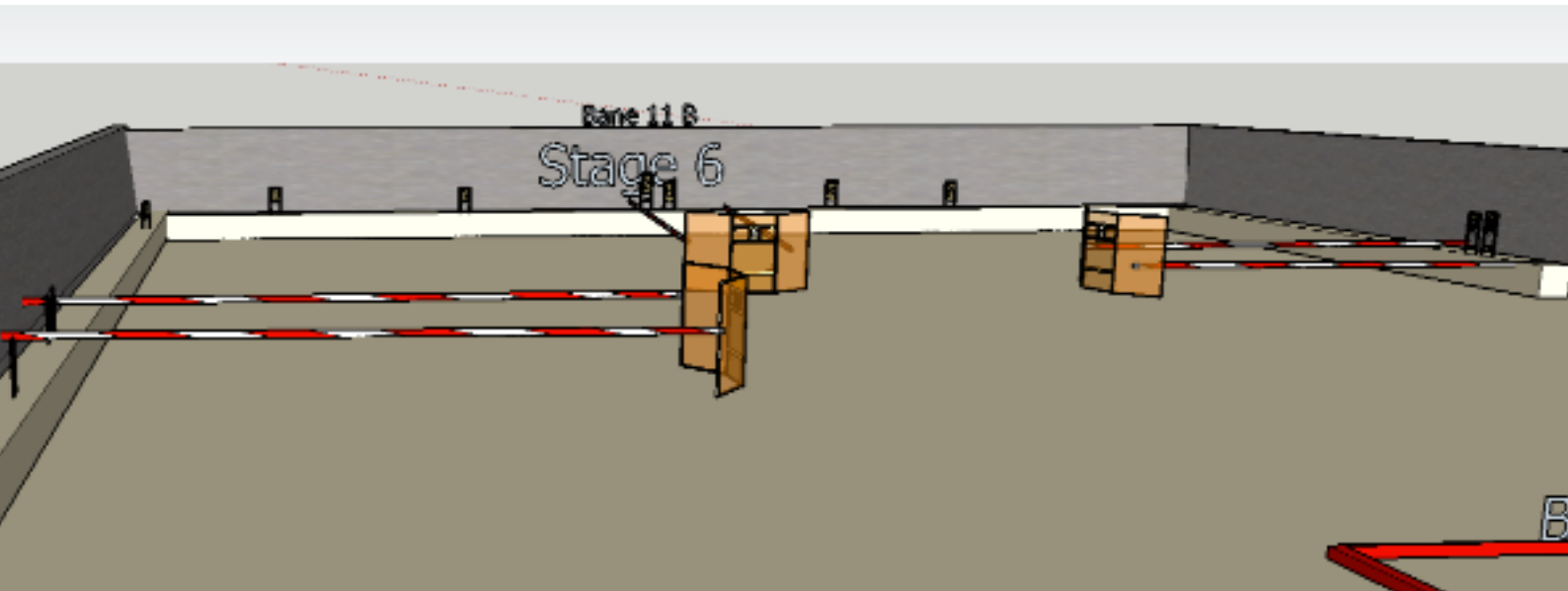
## 5. UpnDown



CoF	Comstock - Medium	Points	60 p
Targets	6 paper, 4 no-shoot, Total 6 targets	Min rounds	12
Firearm	Rifle	Match-%	12.00%

Procedure	On start signal engage all targets as they become visible. Red and white tape = walls extending up to infinity
Starting position	Starting in box A facing down range
Firearm ready condition	Option 1
Start on	Audible signal
Stop on	Last shot
Penalties	As per current edition of rules
Safety angles	markers on range shown by RO
Setup notes	

## 6. Remember em all



CoF	Comstock - Long	Points	160 p
Targets	16 paper, 5 no-shoot, Total 16 targets	Min rounds	32
Firearm	Rifle	Match-%	32.00%

Procedure	On start signal engage all targets as they become visible from BOX A. After leaving BOX A shooter are only allowed to engage targets using the 3 openings in walls. Red and white tape = walls extending up to infinity
Starting position	Standing anywhere in box A
Firearm ready condition	Option 1
Start on	Audible signal
Stop on	Last shot
Penalties	As per current edition of rules
Safety angles	markers on range shown by RO
Setup notes	