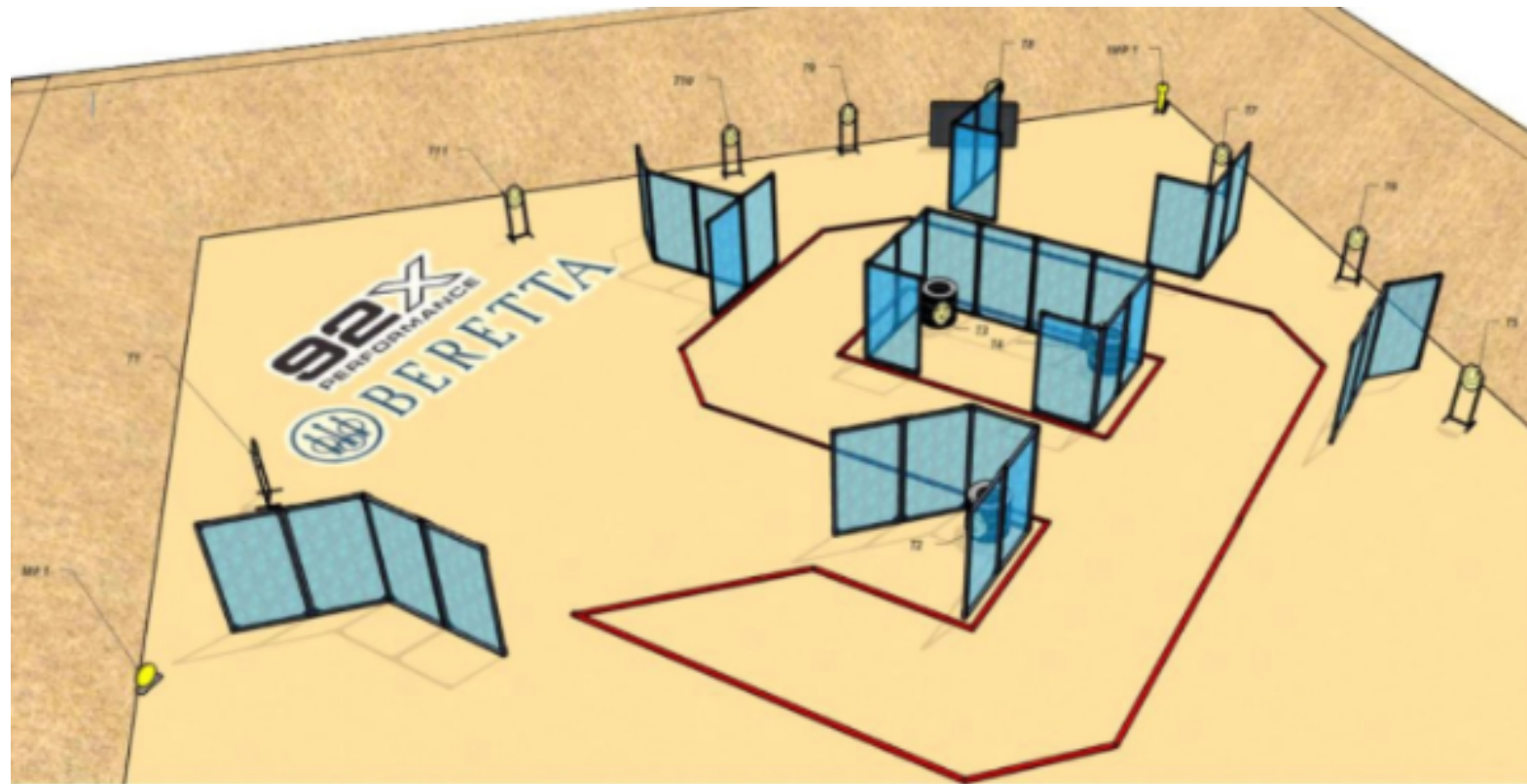


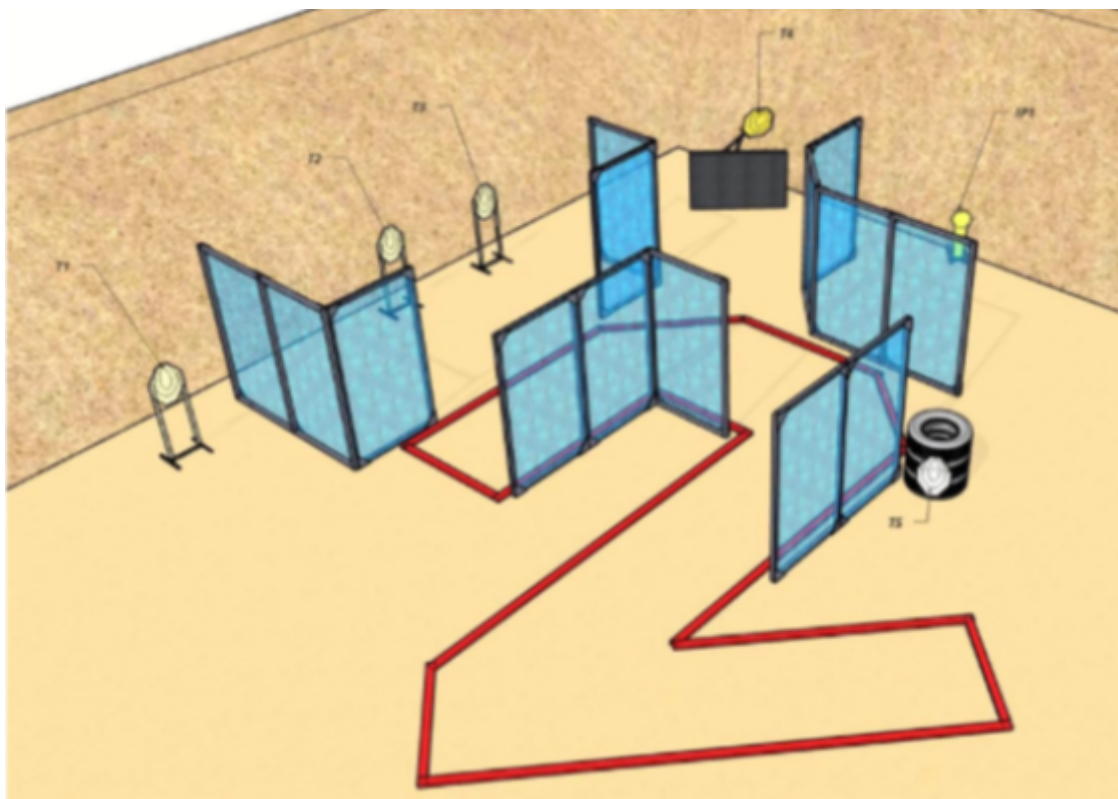
# 1. 75m down range



CoF	Comstock - Medium	Points	120 p
Targets	11 paper, 1 popper, 1 plates, 1 no-shoot, Total 13 targets	Min rounds	24
Firearm	Handgun	Match-%	6.59%

Procedure	After signal engage targets. P1 activates moving target T8 which will remain visible at rest.
Starting position	Standing
Firearm ready condition	Loaded and holstered. Option 1.
Start on	Audible signal
Stop on	Last shot
Penalties	As per current edition of rules
Safety angles	L/R
Setup notes	

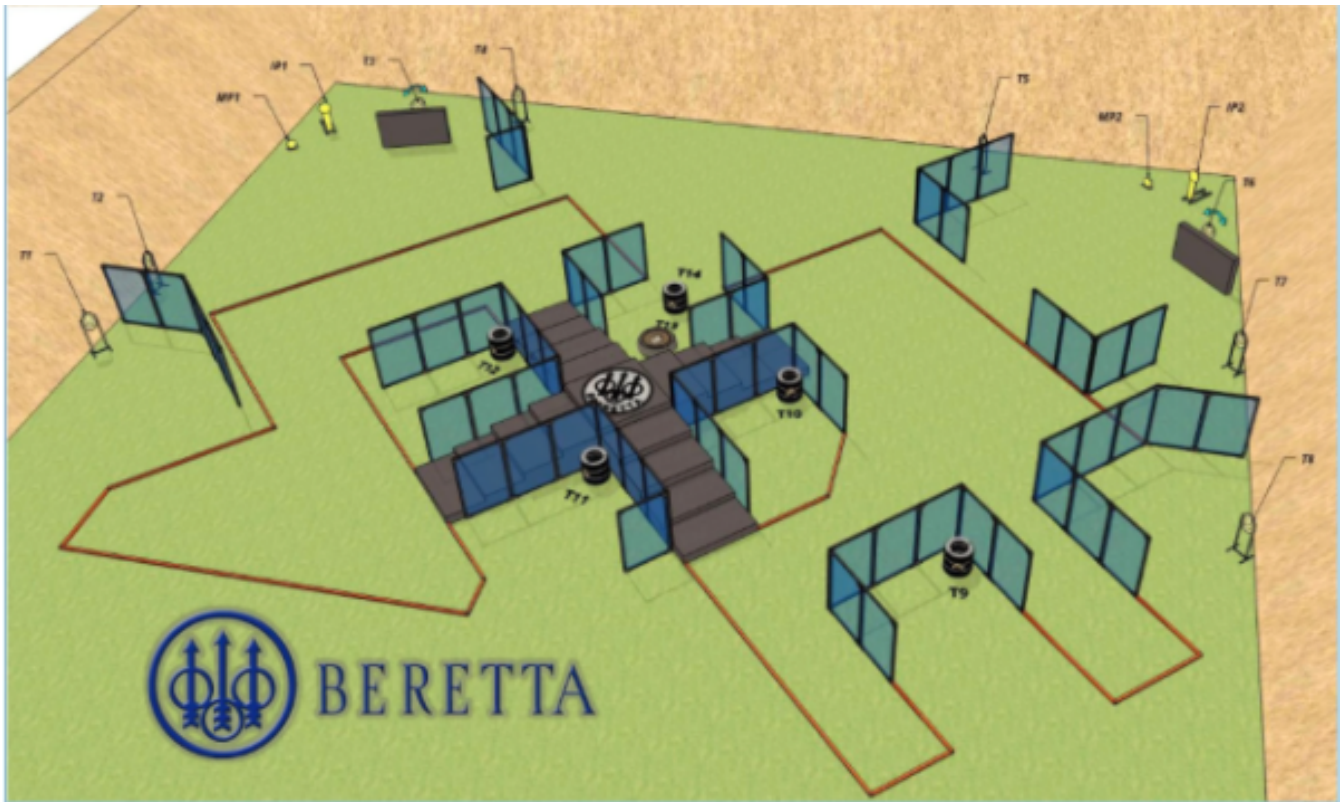
## 2. 75m up range



CoF	Comstock - Short	Points	55 p
Targets	5 paper, 1 popper, Total 6 targets	Min rounds	11
Firearm	Handgun	Match-%	3.02%

Procedure	After signal engage targets. P1 activates moving target T4 which will remain visible at rest.
Starting position	Standing
Firearm ready condition	Loaded and holstered. Option 1.
Start on	Audible signal
Stop on	Last shot
Penalties	As per current edition of rules
Safety angles	L/R
Setup notes	

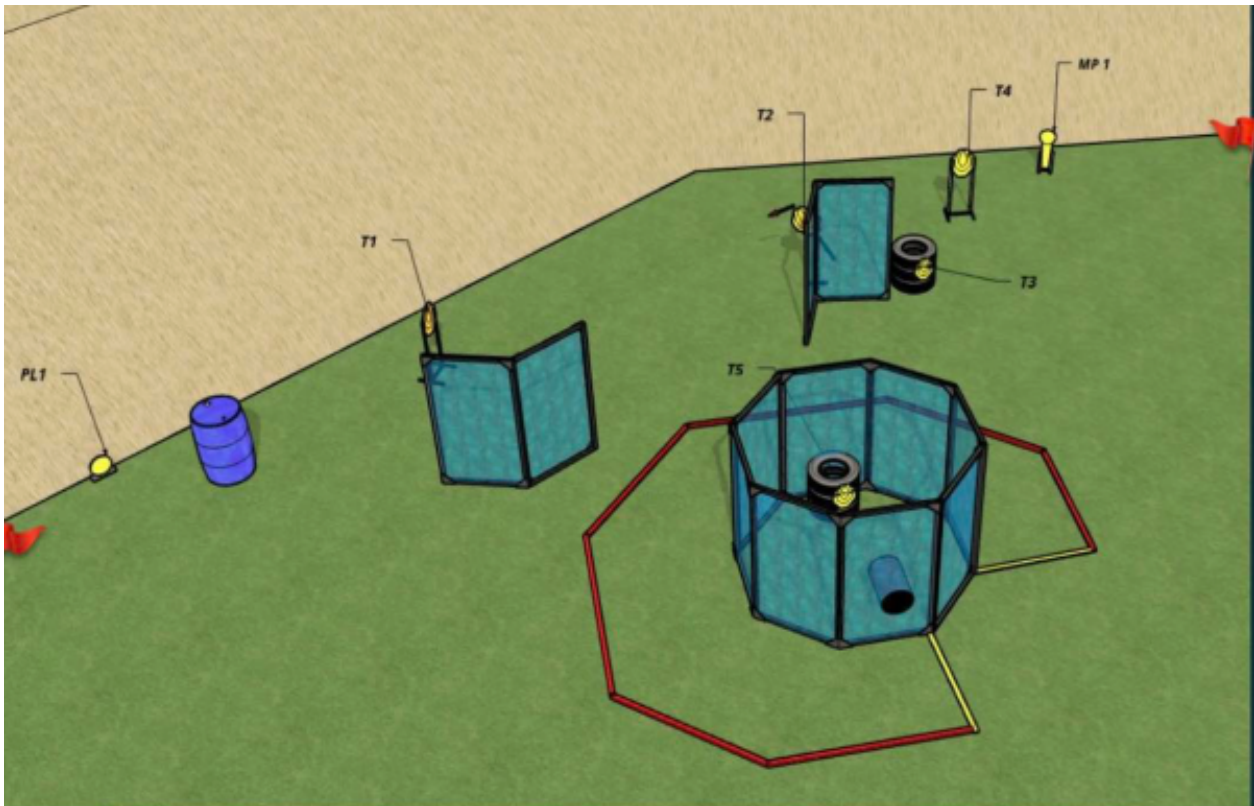
### 3. Police range



CoF	Comstock - Long	Points	160 p
Targets	14 paper, 2 popper, 2 plates, Total 18 targets	Min rounds	32
Firearm	Handgun	Match-%	8.79%

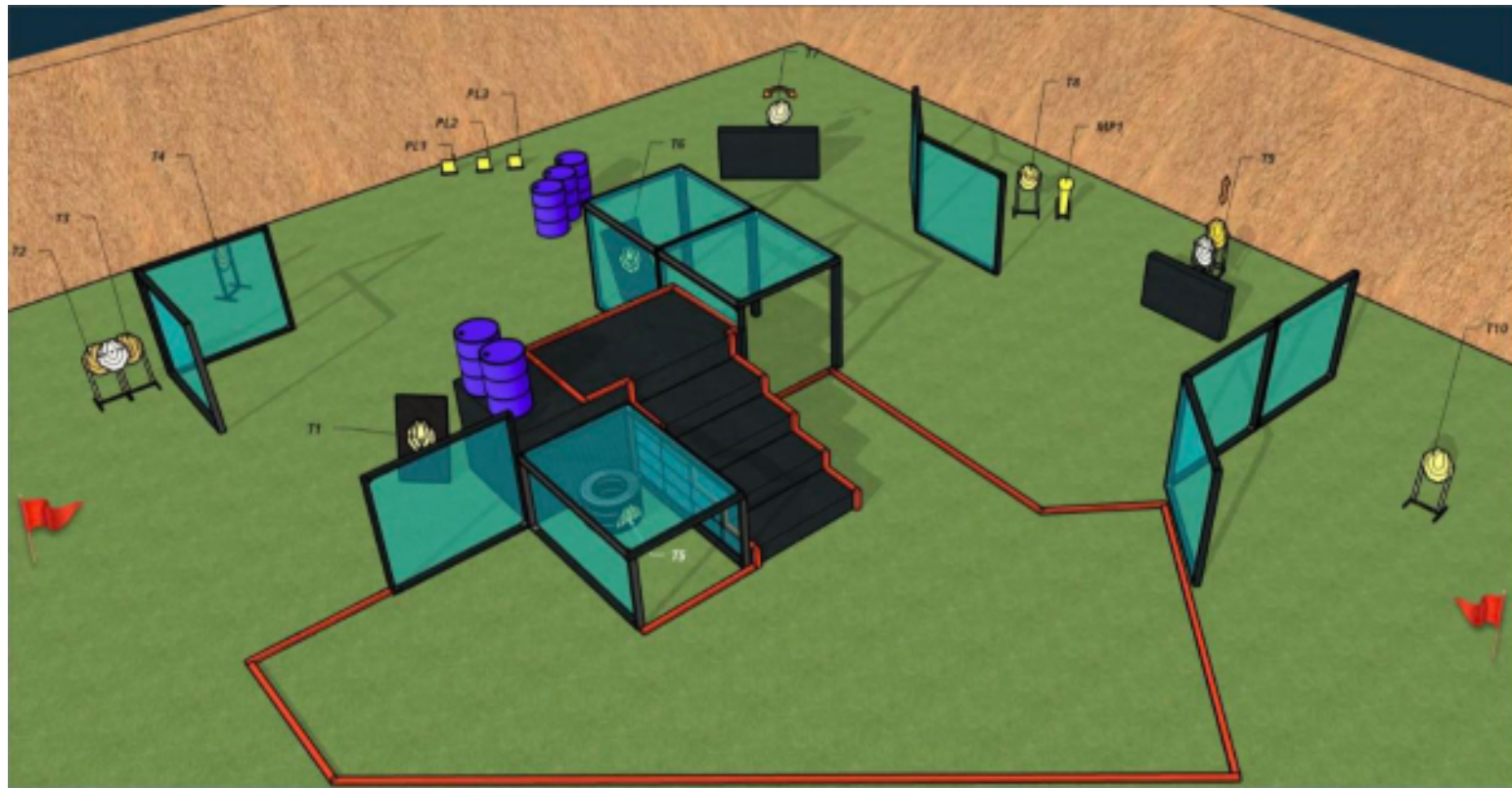
Procedure	After signal engage targets. P1 activates moving target T3, P2 activates moving target T6 which will remain visible at rest.
Starting position	Standing anywhere on ground are, not on stairs.
Firearm ready condition	Loaded and holstered. Option 1.
Start on	Audible signal
Stop on	Last shot
Penalties	As per current edition of rules
Safety angles	L/R
Setup notes	

## 4. Behind the trap



CoF	Comstock - Short	Points	60 p
Targets	5 paper, 1 popper, 1 plates, 2 no-shoot, Total 7 targets	Min rounds	12
Firearm	Handgun	Match-%	3.30%
Procedure	After signal engage targets. P1 activates moving target T2 which will remain visible at rest.		
Starting position	One foot touching either yellow mark		
Firearm ready condition	Loaded and holstered. Option 1.		
Start on	Audible signal		
Stop on	Last shot		
Penalties	As per current edition of rules		
Safety angles	L/R		
Setup notes			

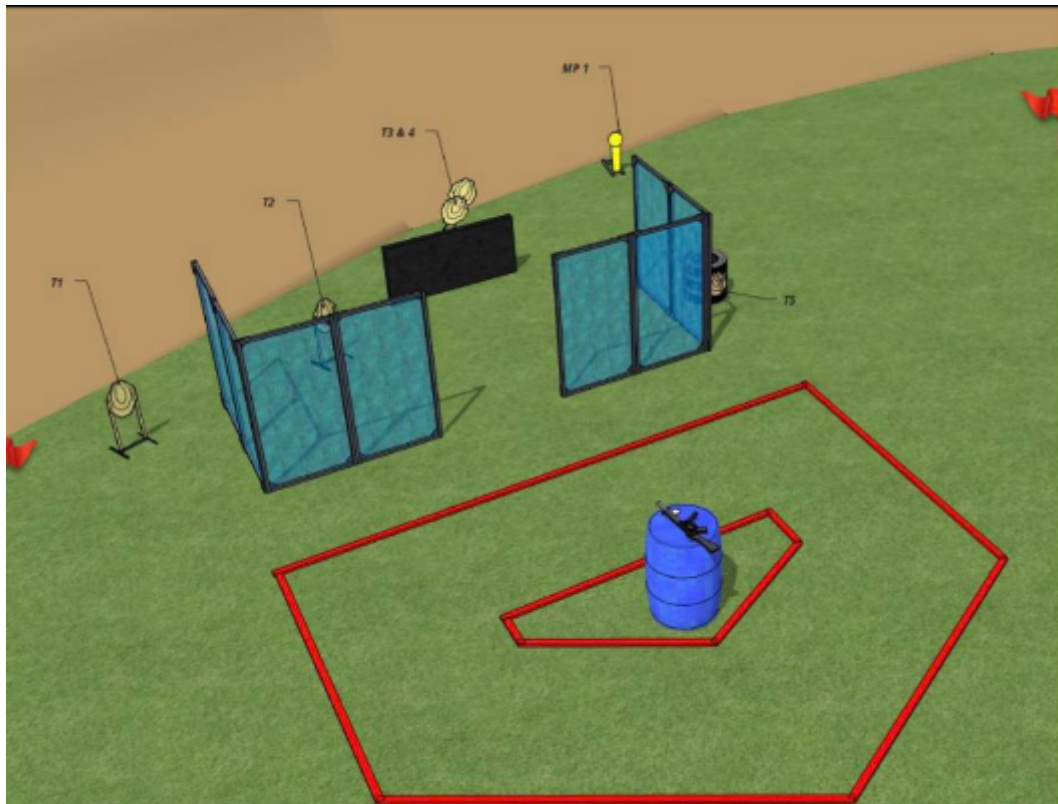
## 5. The corner



CoF	Comstock - Medium	Points	120 p
Targets	10 paper, 1 popper, 3 plates, 1 no-shoot, Total 14 targets	Min rounds	24
Firearm	Handgun	Match-%	6.59%

Procedure	After signal engage targets. P1 activates moving target T7 and T9 which will remain visible at rest.
Starting position	Standing anywhere on ground area
Firearm ready condition	Loaded and holstered. Option 1.
Start on	Audible signal
Stop on	Last shot
Penalties	As per current edition of rules
Safety angles	L/R
Setup notes	

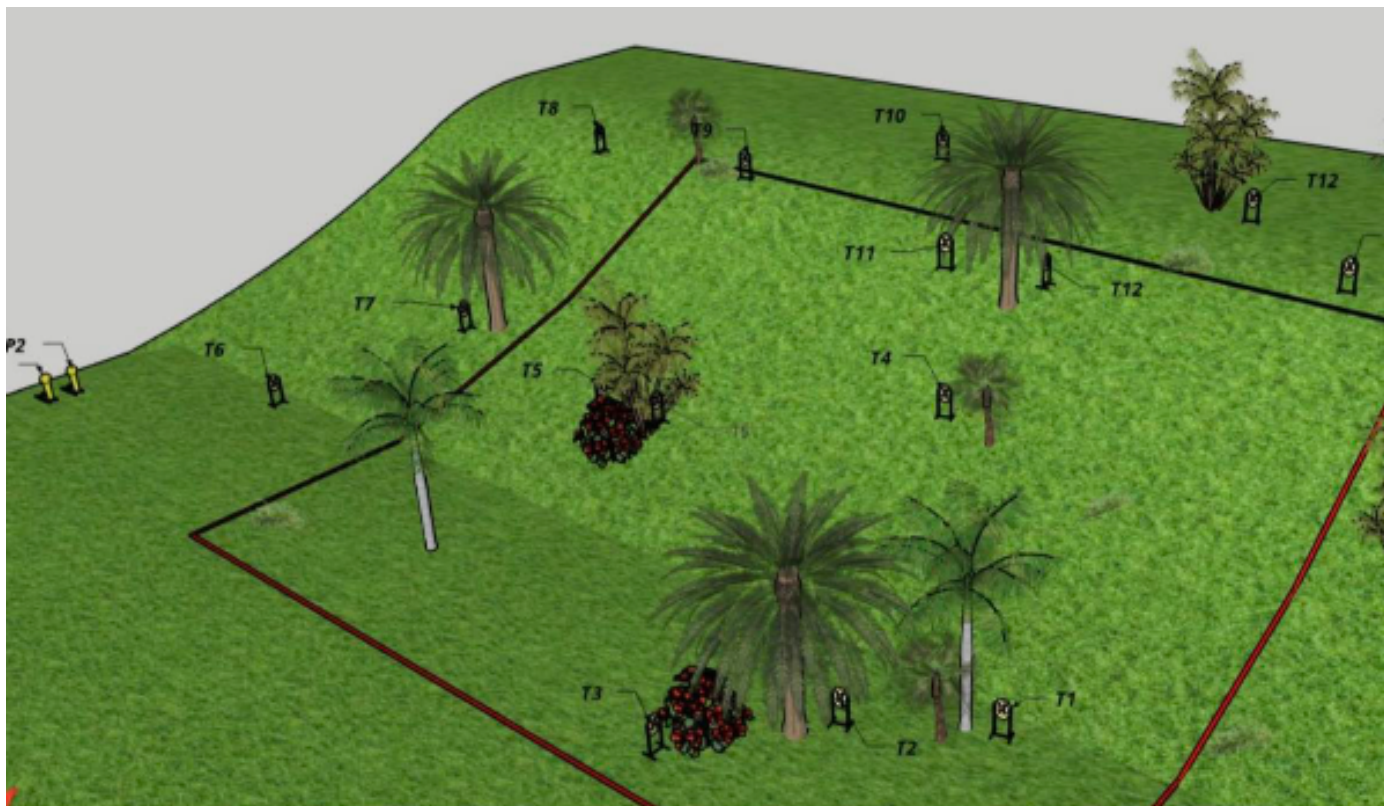
## 6. Behind 100m wall



CoF	Comstock - Short	Points	55 p
Targets	5 paper, 1 popper, Total 6 targets	Min rounds	11
Firearm	Handgun	Match-%	3.02%

Procedure	After signal engage targets. P1 activates moving targets T3 and T4 which will remain visible at rest.
Starting position	Standing
Firearm ready condition	Laying on barrel, mag inserted, empty chamber. Option 2.
Start on	Audible signal
Stop on	Last shot
Penalties	As per current edition of rules
Safety angles	Flag right, 90 degree left.
Setup notes	

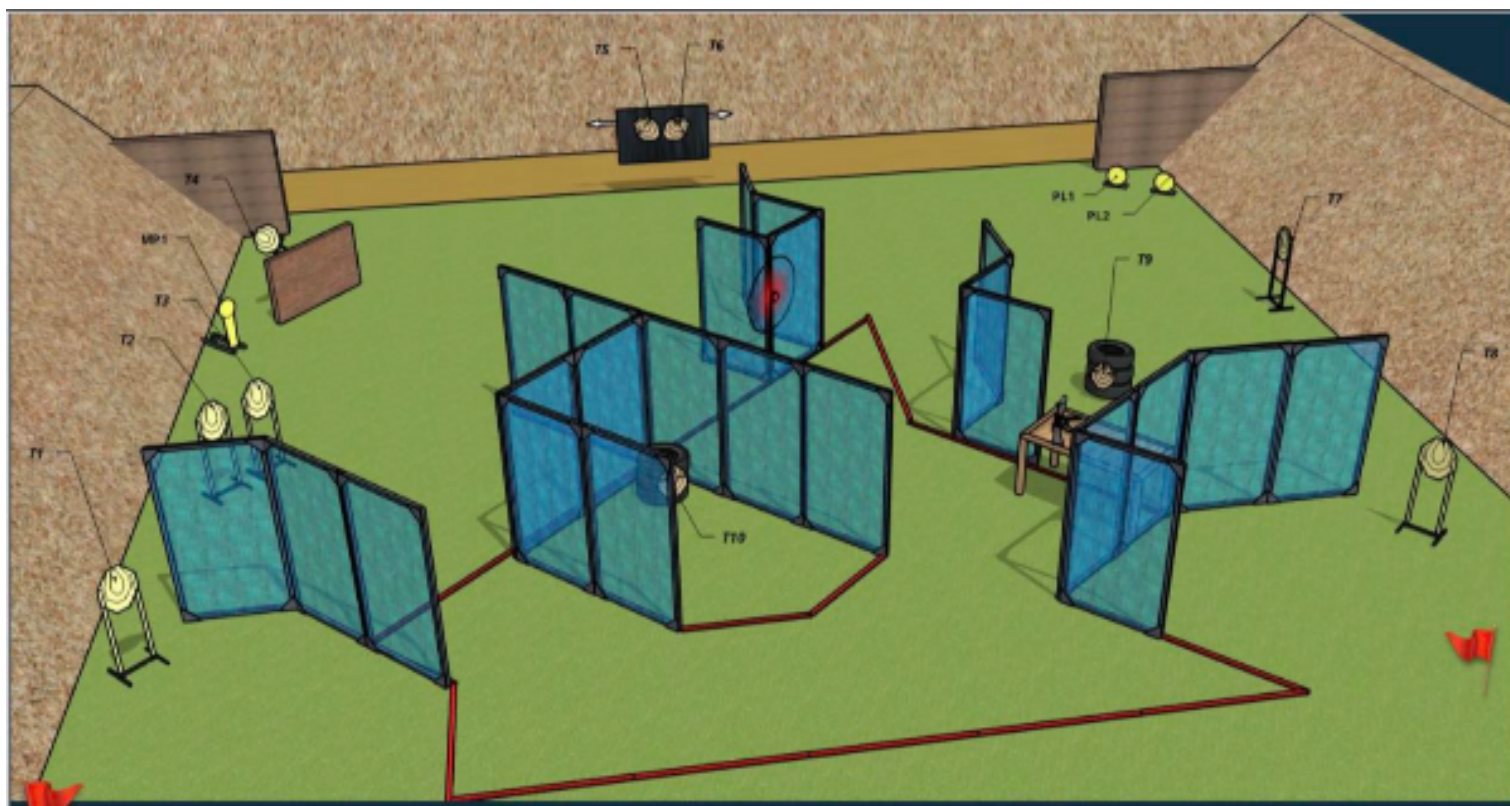
## 7. Jungle run



CoF	Comstock - Long	Points	160 p
Targets	15 paper, 2 plates, Total 17 targets	Min rounds	32
Firearm	Handgun	Match-%	8.79%

Procedure	After signal engage targets.
Starting position	Heels touching mark.
Firearm ready condition	Loaded and holstered. Option 1.
Start on	Audible signal
Stop on	Last shot
Penalties	As per current edition of rules
Safety angles	L/R
Setup notes	

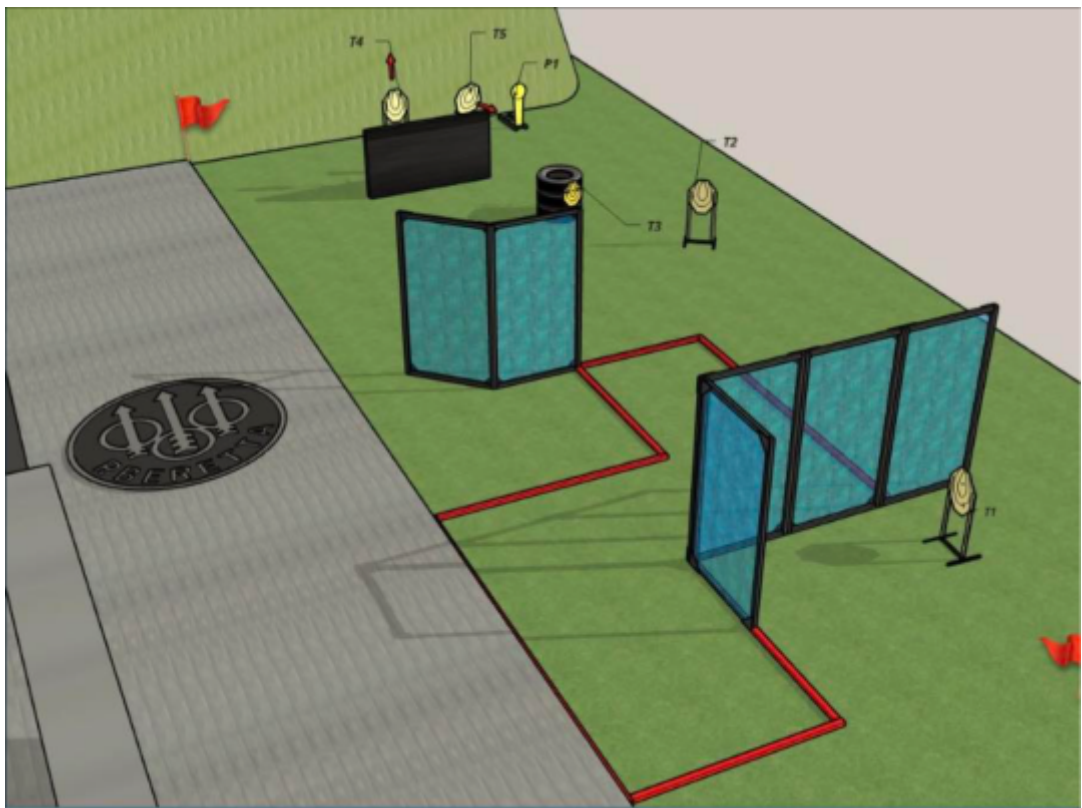
## 8. Moose run



CoF	Comstock - Medium	Points	115 p
Targets	10 paper, 1 popper, 2 plates, Total 13 targets	Min rounds	23
Firearm	Handgun	Match-%	6.32%

Procedure	After signal engage targets. P1 activates moving target T4 which will remain visible at rest, and either button activates T5 and T6 and will keep moving until range is clear.
Starting position	Standing
Firearm ready condition	Loaded and holstered. Option 1.
Start on	Audible signal
Stop on	Last shot
Penalties	As per current edition of rules
Safety angles	L/R
Setup notes	

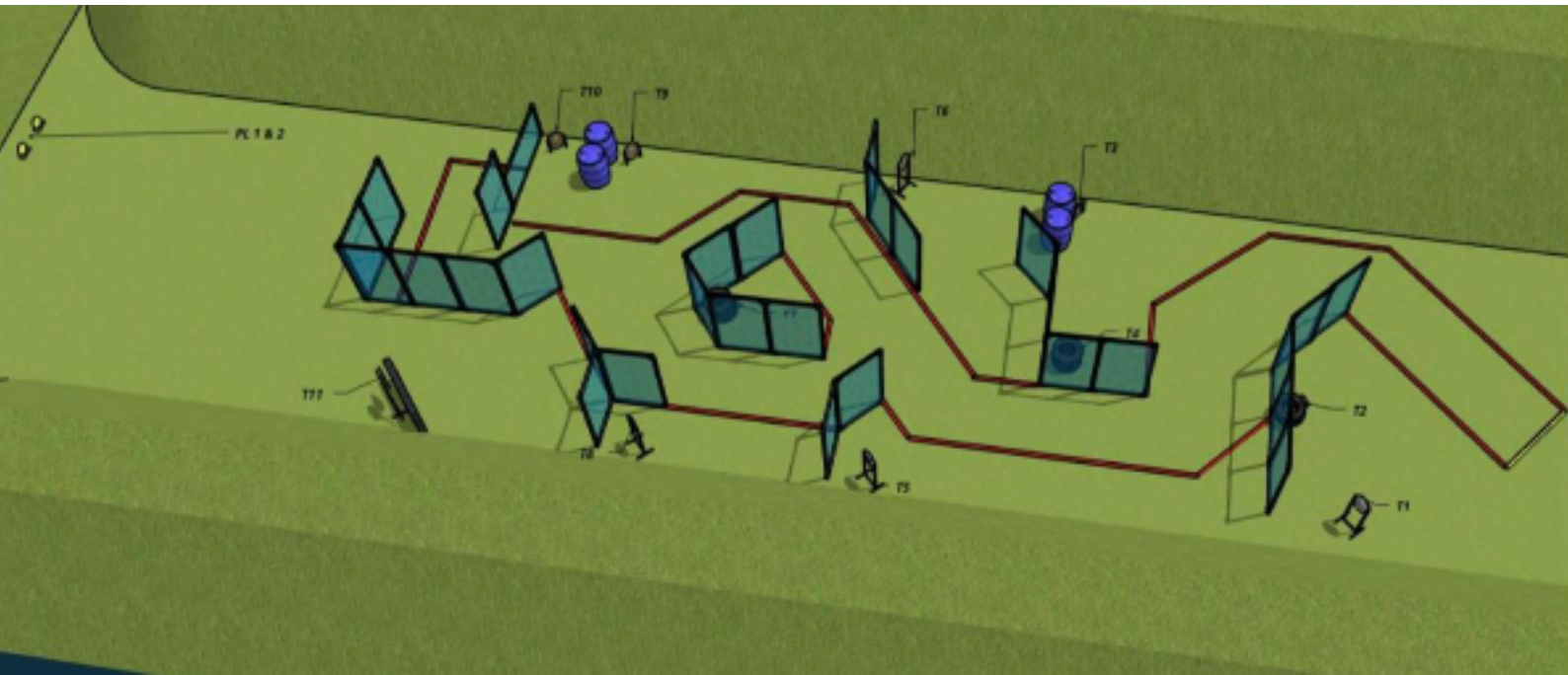
## 9. 200m grave



CoF	Comstock - Short	Points	45 p
Targets	3 paper, 1 popper, 2 plates, Total 6 targets	Min rounds	9
Firearm	Handgun	Match-%	2.47%

Procedure	After signal engage targets. P1 activates moving target T2 and PL1 which will remain visible at rest.
Starting position	Standing
Firearm ready condition	Loaded and holstered. Option 1.
Start on	Audible signal
Stop on	Last shot
Penalties	As per current edition of rules
Safety angles	90 degrees left and right.
Setup notes	

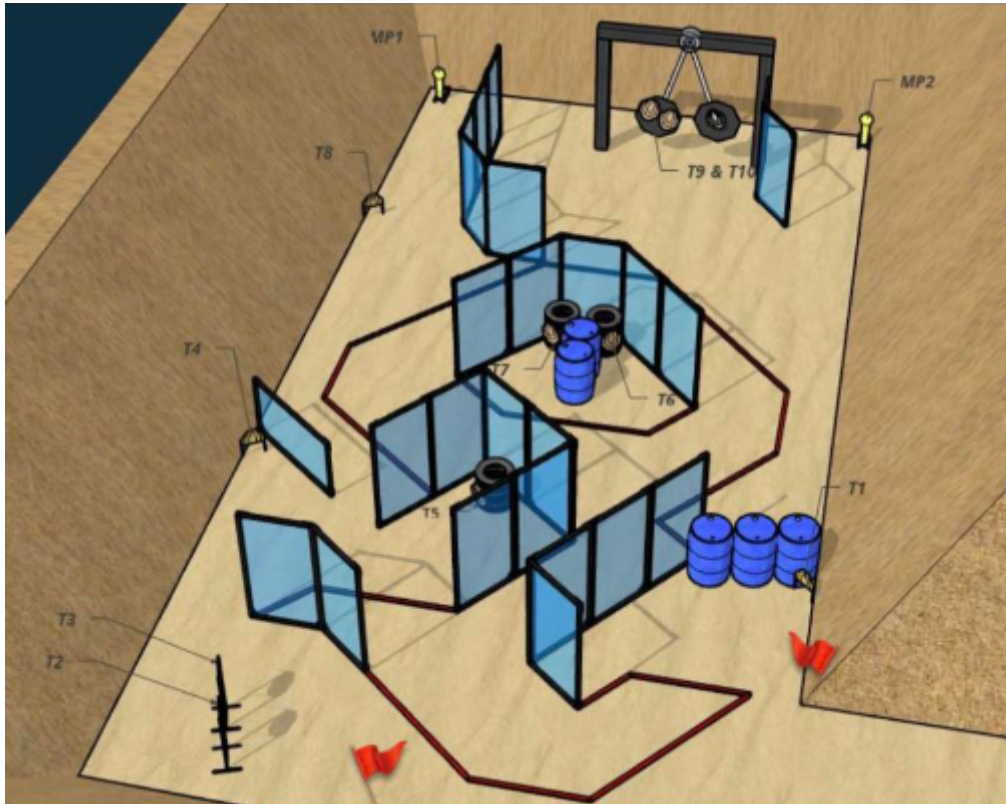
# 10. 80m test range



CoF	Comstock - Medium	Points	120 p
Targets	11 paper, 2 plates, 1 no-shoot, Total 13 targets	Min rounds	24
Firearm	Handgun	Match-%	6.59%

Procedure	After signal engage targets. P1 activates moving target T11 which will remain visible at rest.
Starting position	Standing
Firearm ready condition	Loaded and holstered. Option 1.
Start on	Audible signal
Stop on	Last shot
Penalties	As per current edition of rules
Safety angles	90 degree left and right. After passing mark, flag on the right.
Setup notes	

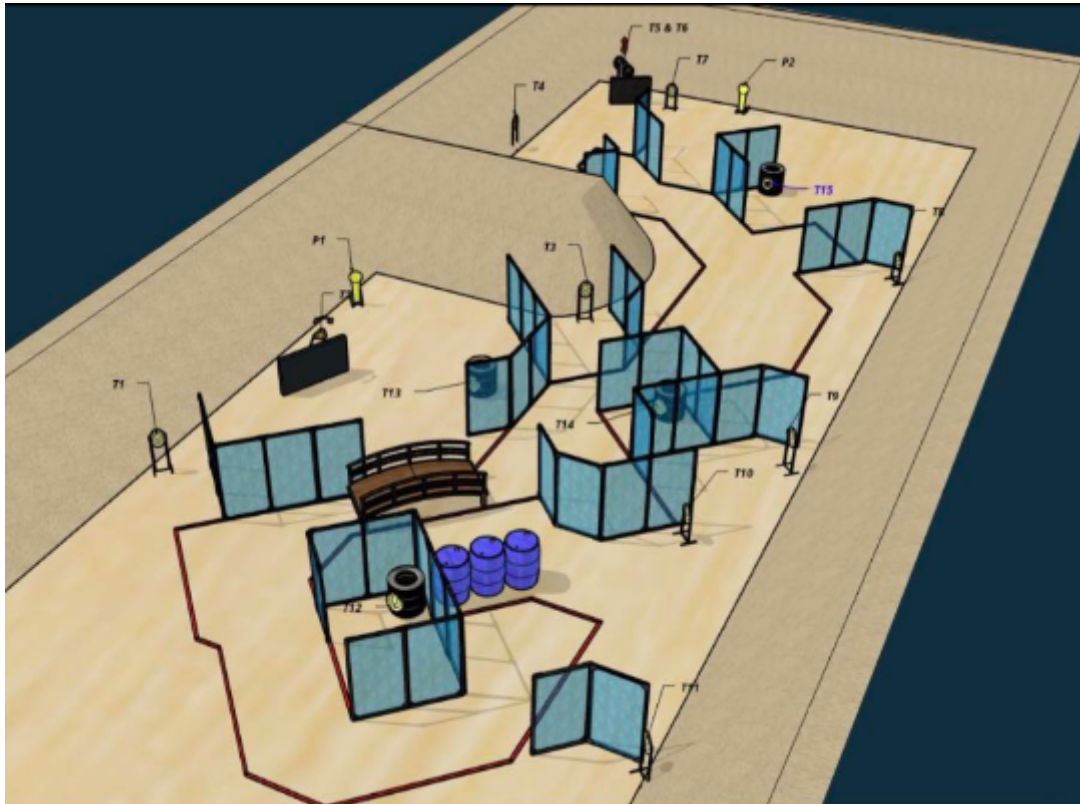
## 11. Bay 2



CoF	Comstock - Medium	Points	110 p
Targets	10 paper, 2 popper, 1 no-shoot, Total 12 targets	Min rounds	22
Firearm	Handgun	Match-%	6.04%

Procedure	After signal engage targets. Both P1 and P2 have to fall to activate moving targets T9 and T10.
Starting position	Standing
Firearm ready condition	Loaded and holstered. Option 1.
Start on	Audible signal
Stop on	Last shot
Penalties	As per current edition of rules
Safety angles	L/R
Setup notes	

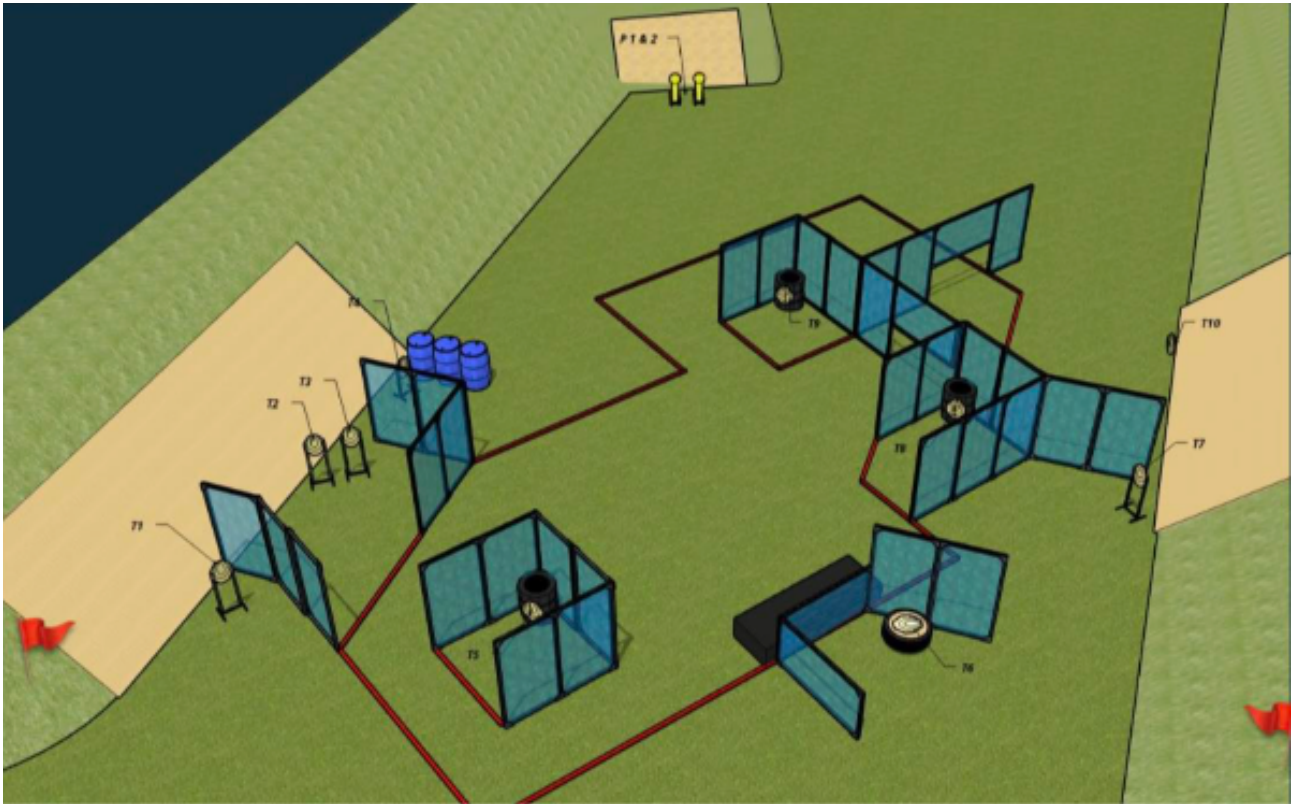
## 12. Bay 1



CoF	Comstock - Long	Points	160 p
Targets	15 paper, 2 popper, Total 17 targets	Min rounds	32
Firearm	Handgun	Match-%	8.79%

Procedure	After signal engage targets. P1 activates moving target T2, P2 activates moving target T5, both will be visible at rest.
Starting position	Standing
Firearm ready condition	Loaded and holstered. Option 1.
Start on	Audible signal
Stop on	Last shot
Penalties	As per current edition of rules
Safety angles	90 degrees left and right. After passing mark, flag on left.
Setup notes	

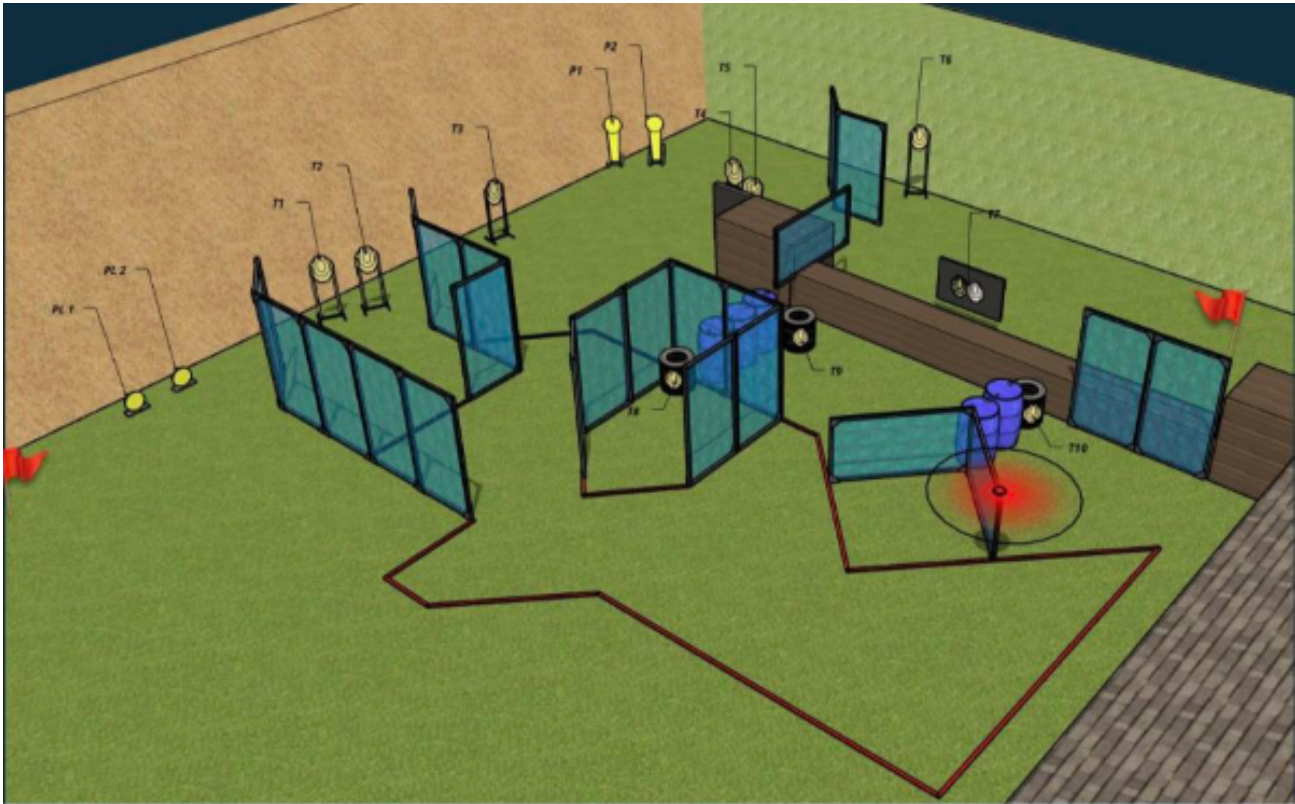
## 13. 200m range



CoF	Comstock - Medium	Points	120 p
Targets	11 paper, 2 popper, Total 13 targets	Min rounds	24
Firearm	Handgun	Match-%	6.59%

Procedure	After signal engage targets.
Starting position	Standing
Firearm ready condition	Loaded and holstered. Option 1.
Start on	Audible signal
Stop on	Last shot
Penalties	As per current edition of rules
Safety angles	L/R
Setup notes	

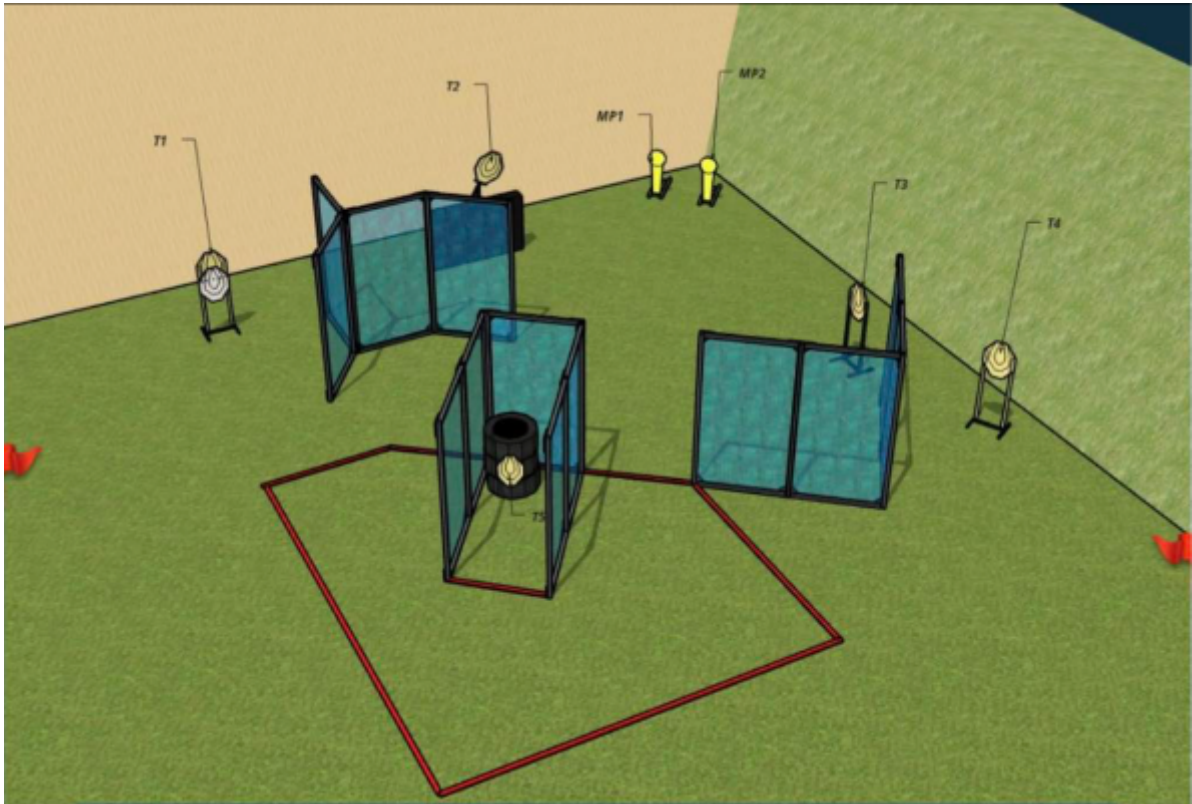
# 14. Rabbit run



CoF	Comstock - Medium	Points	120 p
Targets	10 paper, 2 popper, 2 plates, 3 no-shoot, Total 14 targets	Min rounds	24
Firearm	Handgun	Match-%	6.59%

Procedure	After signal engage targets. P2 activates moving target T4 and T5 which will be visible at rest. Button activates moving target T7 which will move left and then right. T7 can be activated again with the button. Button may only be pressed using your hand.
Starting position	Standing
Firearm ready condition	Loaded and holstered. Option 1.
Start on	Audible signal
Stop on	Last shot
Penalties	As per current edition of rules
Safety angles	L/R
Setup notes	

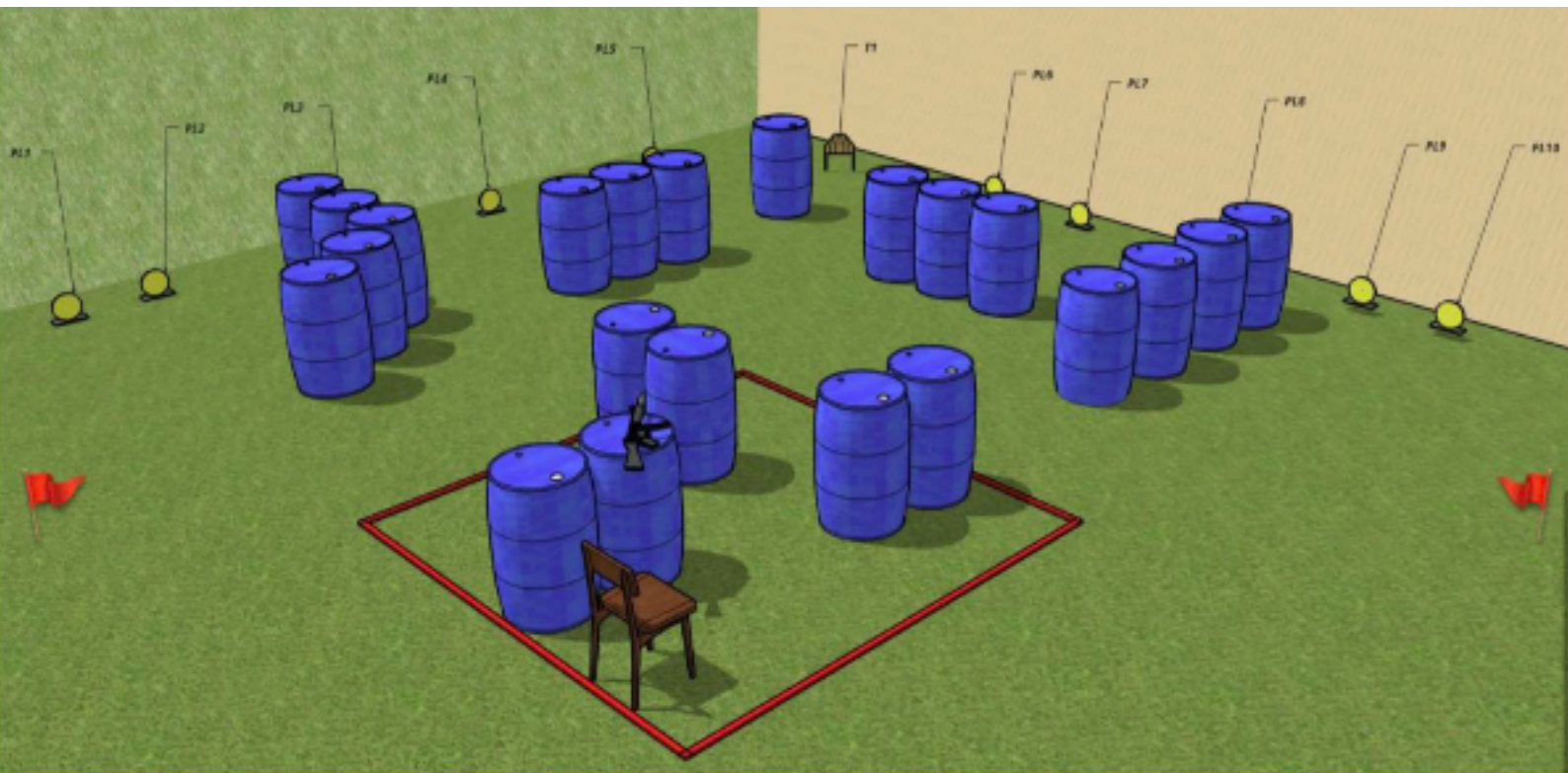
## 15. 50m right side



CoF	Comstock - Short	Points	60 p
Targets	5 paper, 2 popper, 1 no-shoot, Total 7 targets	Min rounds	12
Firearm	Handgun	Match-%	3.30%

Procedure	After signal engage targets. P1 activates moving target T2 which will be visible at rest.
Starting position	Standing
Firearm ready condition	Loaded and holstered. Option 1.
Start on	Audible signal
Stop on	Last shot
Penalties	As per current edition of rules
Safety angles	L/R
Setup notes	

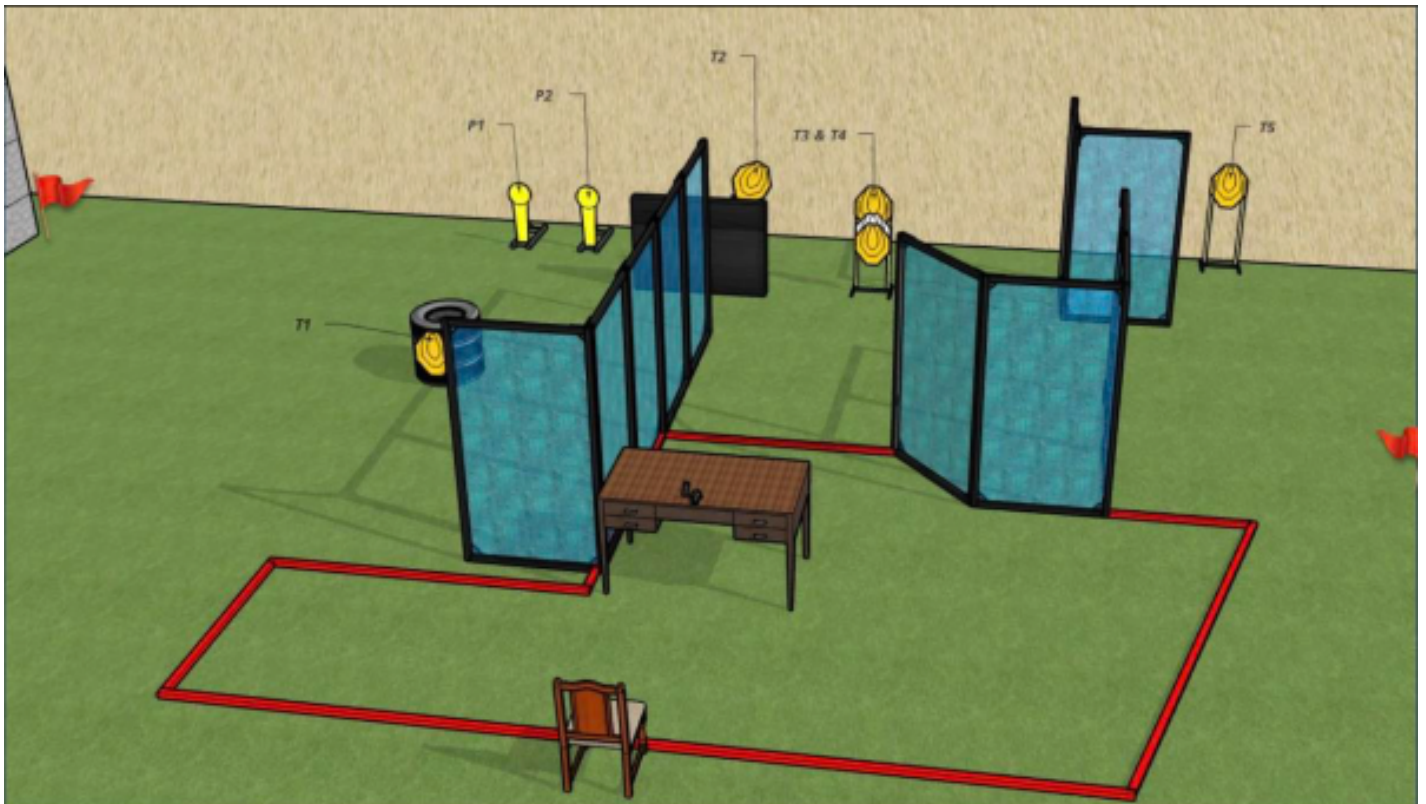
## 16. 50m left side



CoF	Comstock - Short	Points	60 p
Targets	1 paper, 10 plates, Total 11 targets	Min rounds	12
Firearm	Handgun	Match-%	3.30%

Procedure	After signal engage targets.
Starting position	Sitting on chair, hands on knees.
Firearm ready condition	Laying on barrel on mark, magazine inserted, empty chamber. Option 2
Start on	Audible signal
Stop on	Last shot
Penalties	As per current edition of rules
Safety angles	L/R
Setup notes	

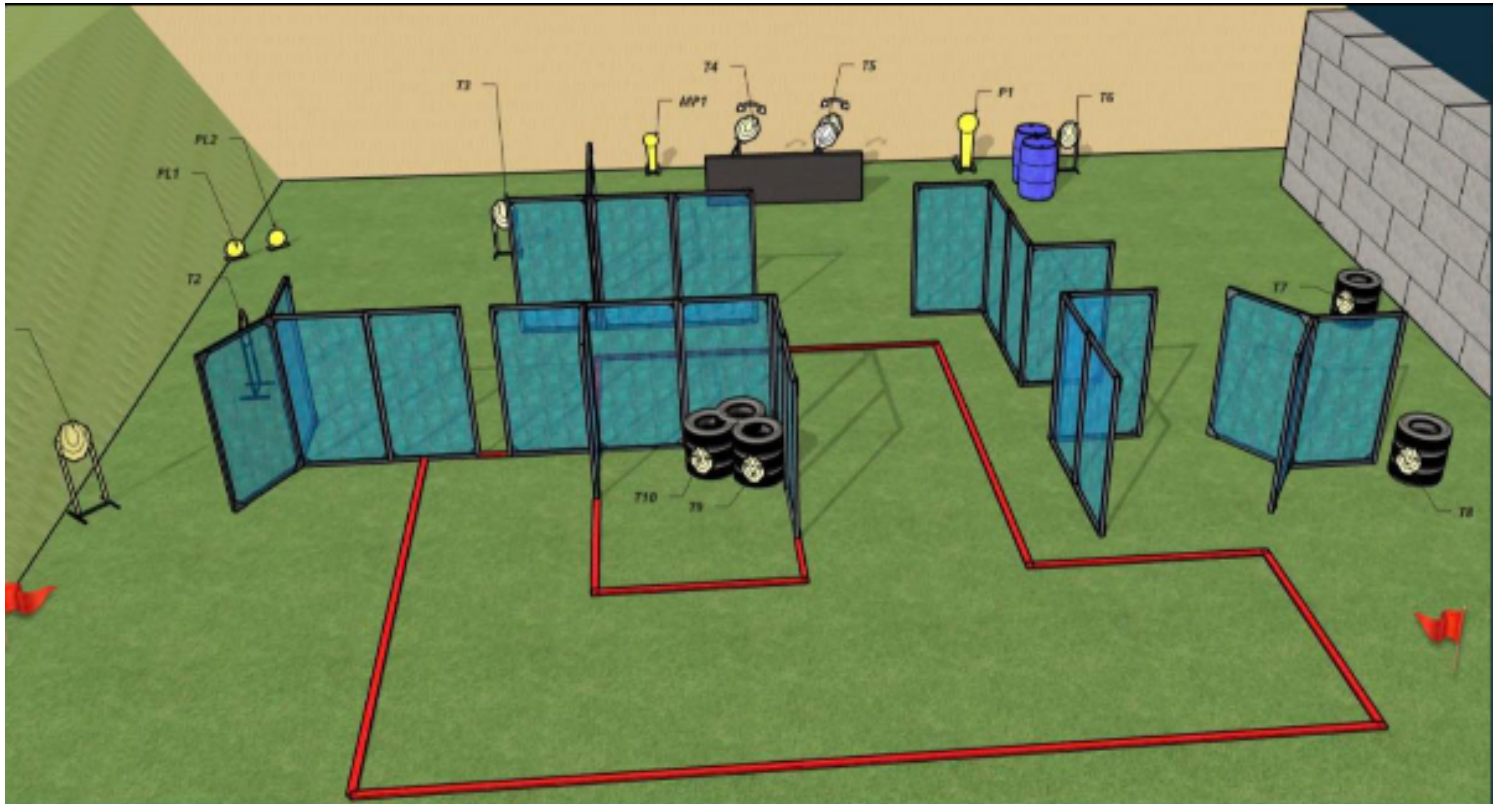
## 17. 25m left side



CoF	Comstock - Short	Points	60 p
Targets	5 paper, 2 popper, Total 7 targets	Min rounds	12
Firearm	Handgun	Match-%	3.30%

Procedure	After signal engage targets. P2 activates moving target T2, which will be visible at rest.
Starting position	Heels touching yellow mark.
Firearm ready condition	Unloaded and holstered, all magazines on table. Option 3.
Start on	Audible signal
Stop on	Last shot
Penalties	As per current edition of rules
Safety angles	L/R
Setup notes	

## 18. 25m right side



CoF	Comstock - Medium	Points	120 p
Targets	10 paper, 2 popper, 2 plates, 2 no-shoot, Total 14 targets	Min rounds	24
Firearm	Handgun	Match-%	6.59%

Procedure	After signal engage targets. P1 activates moving target T4, P2 activates moving target T5, both of which will be visible at rest.
Starting position	Standing
Firearm ready condition	Loaded and holstered. Option 1.
Start on	Audible signal
Stop on	Last shot
Penalties	As per current edition of rules
Safety angles	L/R
Setup notes	