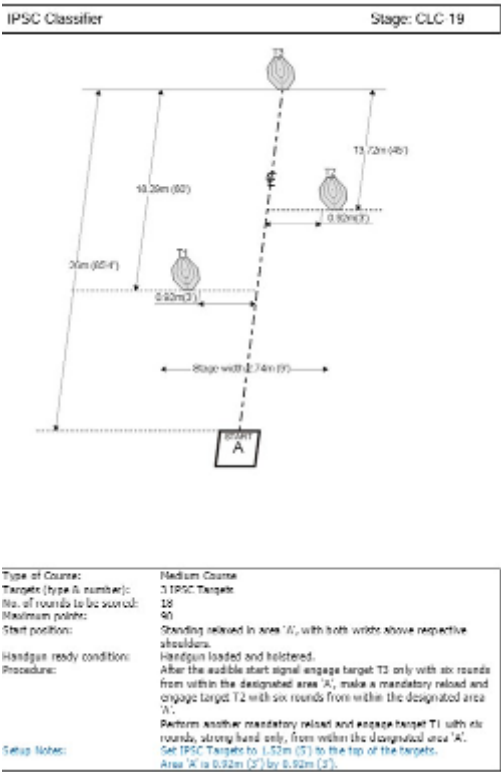


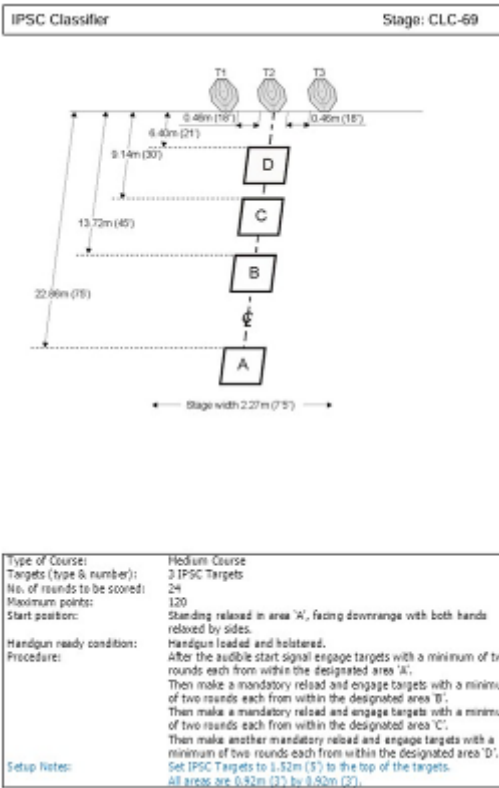
1. CLC-19



CoF	Comstock - Medium	Points	90 p
Targets	3 paper, Total 3 targets	Min rounds	18
Firearm	Handgun	Match-%	21.69%

Procedure	
Starting position	
Firearm ready condition	
Start on	
Stop on	
Penalties	
Safety angles	L/R 90
Setup notes	

2. CLC-69

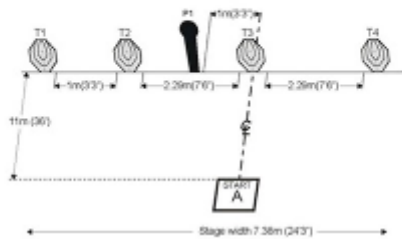


CoF	Comstock - Medium	Points	120 p
Targets	3 paper, Total 3 targets	Min rounds	24
Firearm	Handgun	Match-%	28.92%

Procedure	
Starting position	
Firearm ready condition	
Start on	
Stop on	
Penalties	
Safety angles	L/R 90
Setup notes	

3. CLC-15

IPSC Classifier	Stage: CLC-15
-----------------	---------------

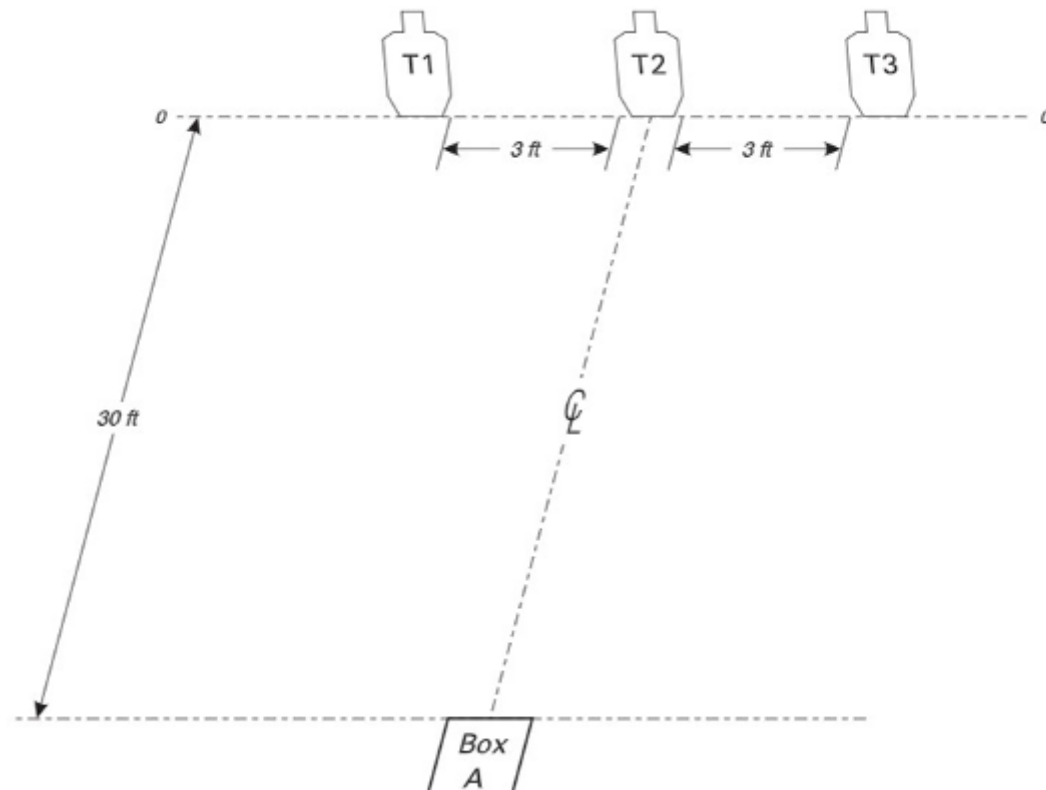


Type of Course:	Short Course
Targets (type & number):	4 IPSC Targets, 1 IPSC Popper
No. of rounds to be scored:	9
Maximum points:	45
Start position:	Standing relaxed in area 'A', with both wrists above respective shoulders.
Handgun ready condition:	Handgun loaded and holstered.
Procedure:	After the audible start signal engage targets from within the designated area 'A'.
Setup Notes:	Set IPSC Targets to 1.52m (5') to the top of the targets. Area 'A' is 0.92m (3') by 0.92m (3'). Angle T1, T2 and T4 to face shooting area.

CoF	Comstock - Short	Points	45 p
Targets	4 paper, 1 popper, Total 5 targets	Min rounds	9
Firearm	Handgun	Match-%	10.84%

Procedure	
Starting position	
Firearm ready condition	
Start on	
Stop on	
Penalties	
Safety angles	L/R 90
Setup notes	

4. El prez



CoF	Comstock - Short	Points	60 p
Targets	3 paper, Total 3 targets	Min rounds	12
Firearm	Handgun	Match-%	14.46%

Procedure	Upon start signal, turn then draw and from Box A engage T1-T3 with two rounds per target, then perform a mandatory reload and from Box A engage T1-T3 with two rounds per target.
Starting position	Standing in Box A, back to targets, toes of both feet against rear of fault line of Box A, both wrists above respective shoulders.
Firearm ready condition	Handgun is loaded and holstered
Start on	Audible signal
Stop on	Last shot
Penalties	As per current edition of rules
Safety angles	L/R 90
Setup notes	

5. Can You Count



CM 06-03

Can You Count

RULES: USPSA Handgun Competition Rules, current edition COURSE DESIGNER: Mark Ramsey and John Golson

START POSITION: Standing erect in Box A, arms hanging naturally at sides. Handgun is loaded and holstered as per ready condition in rule 8.1.1 and 8.1.2.

STAGE PROCEDURE

On signal, from Box A only.

String 1: Engage T1 with five rounds only. Perform a mandatory reload and engage T2 with five rounds only.

String 2: Engage T3 with five rounds only. Perform a mandatory reload and engage T4 with five rounds only.

Targets within a string may be engaged in any order without penalty.

SCORING

SCORING: Virginia Count, 20 rounds, 100 points

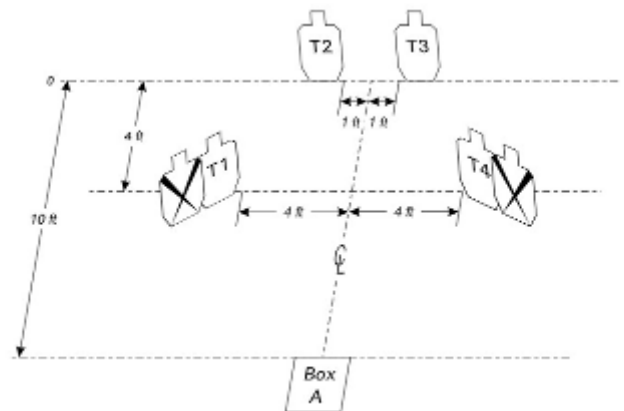
TARGETS: 1 Metric

SCORED HITS: Best 5/paper

START - STOP: Audible - Last shot

PENALTIES: Per current edition of USPSA Handgun Competition Rules

Failure to perform reload is per-shot-fired penalty.



CoF	Comstock - Medium	Points	100 p
Targets	4 paper, 2 no-shoot, Total 4 targets	Min rounds	20
Firearm	Handgun	Match-%	24.10%

Procedure	Engage T1 with five rounds only. Perform a mandatory reload and engage T2 with five rounds. Perform a mandatory reload Engage T3 with five rounds only. Perform a mandatory reload and engage T4 with five rounds only. Bottom of no-shoot is even with bottom of target.
Starting position	Standing erect in Box A, arms hanging naturally at sides.
Firearm ready condition	Handgun is loaded and holstered
Start on	Audible signal
Stop on	Last shot
Penalties	As per current edition of rules. Failure to perform reload is per-shot-fired penalty
Safety angles	L/R 90
Setup notes	