
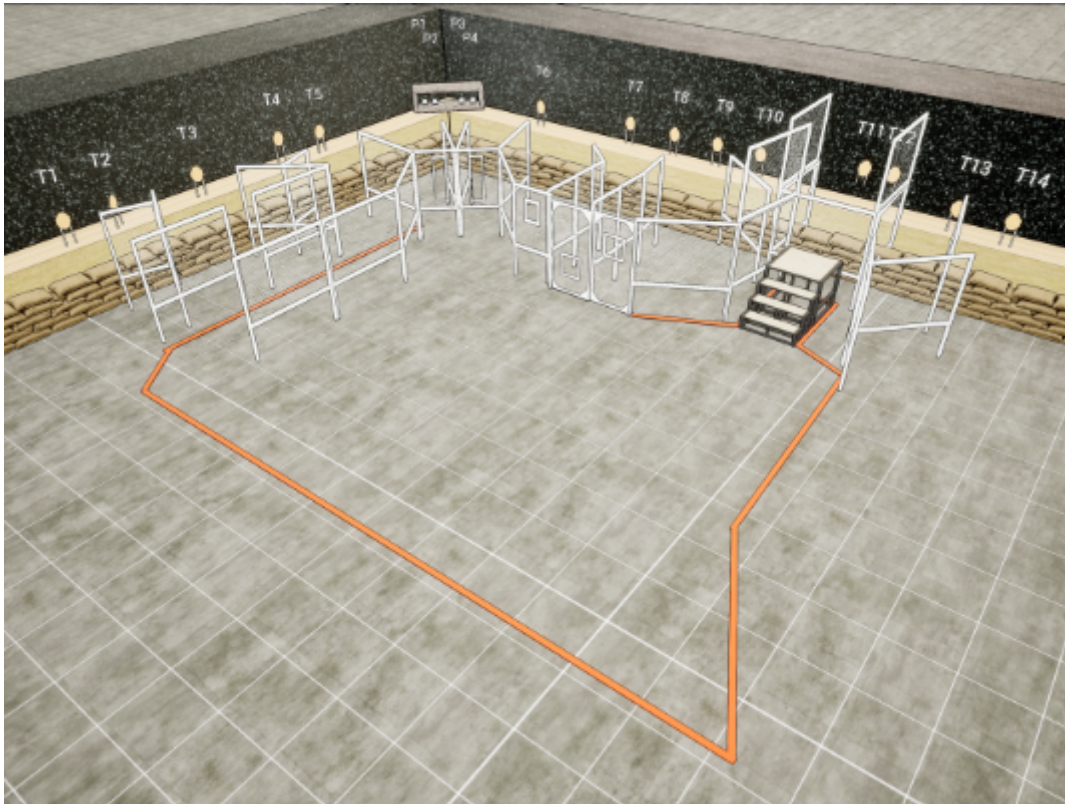


# 1. Stage 1



CoF	Comstock - Short	Points	60 p
Targets	6 paper, 5 no-shoot, Total 6 targets	Min rounds	12
Firearm	Handgun	Match-%	7.32%
Procedure	On audible signal, engage targets. Moving target is activated by pulling handle on table. Moving target is visible at rest.		
Starting position	HANDGUN: Standing, both heels touching mark - PCC: Appendix E1, both heels touching mark		
Firearm ready condition	HANDGUN: Loaded & Holstered - PCC: Option 1		
Start on	Audible signal		
Stop on	Last shot		
Penalties	As per current edition of rules		
Safety angles	L/R		
Setup notes			

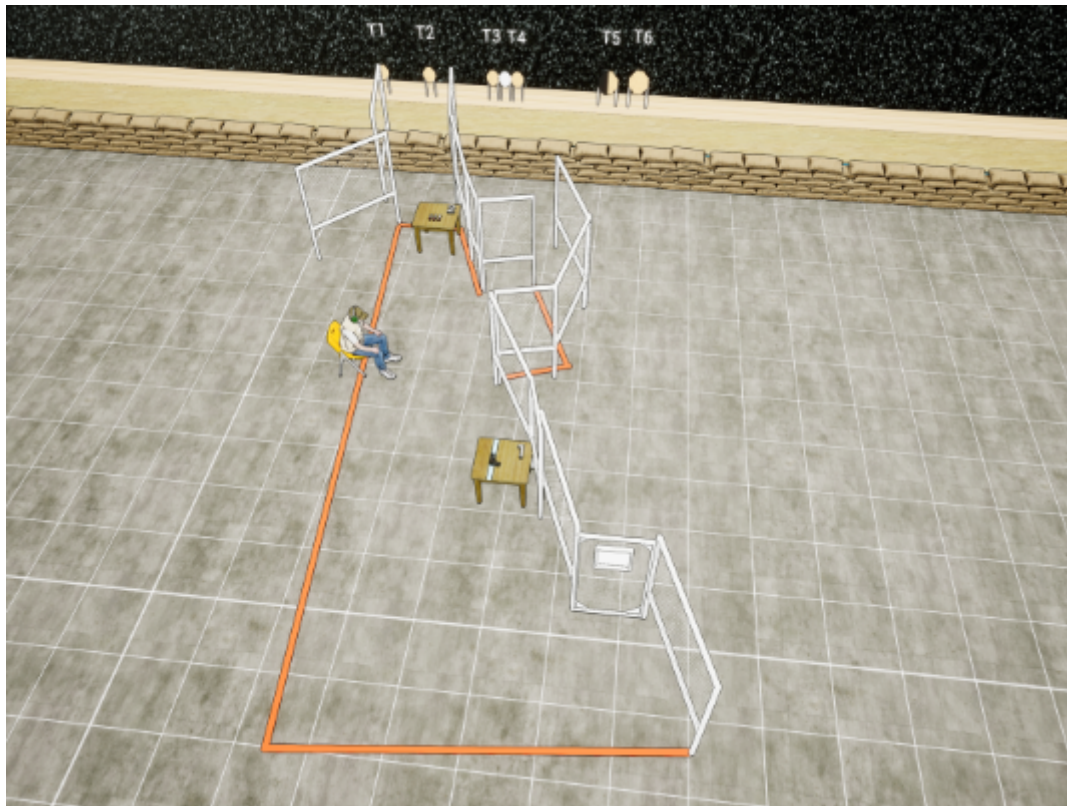
## 2. Stage 2



CoF	Comstock - Long	Points	160 p
Targets	14 paper, 4 plates, Total 18 targets	Min rounds	32
Firearm	Handgun	Match-%	19.51%

Procedure	On audible signal, engage targets. All walls extend upwards infinitely, EXCEPT the wall in front of stair.
Starting position	HANDGUN: Standing - PCC: Appendix E1
Firearm ready condition	HANDGUN: Loaded & Holstered - PCC: Option 1
Start on	Audible signal
Stop on	Last shot
Penalties	As per current edition of rules
Safety angles	L/R
Setup notes	

### 3. Stage 3




CoF	Comstock - Short	Points	60 p
Targets	6 paper, 1 no-shoot, Total 6 targets	Min rounds	12
Firearm	Handgun	Match-%	7.32%

Procedure	On audible signal, engage targets.
Starting position	Sitting on chair, hands on knees, heels against chair legs.
Firearm ready condition	HANDGUN: Unloaded, empty chamber - PCC: Option 3 - BOTH: Gun placed flat on table 1 along mark, muzzle pointing down range. Magazines to be used placed flat on table 2.
Start on	Audible signal
Stop on	Last shot
Penalties	As per current edition of rules
Safety angles	L/R
Setup notes	




## 4. Stage 4



CoF	Comstock - Short	Points	60 p
Targets	6 paper, 1 no-shoot, Total 6 targets	Min rounds	12
Firearm	Handgun	Match-%	7.32%

Procedure	On audible signal, engage targets. Moving targets are activated by pulling handle on table. Moving targets are visible at rest.
Starting position	HANDGUN: Standing - PCC: Appendix E1
Firearm ready condition	HANDGUN: Loaded & Holstered - PCC: Option 1
Start on	Audible signal
Stop on	Last shot
Penalties	As per current edition of rules
Safety angles	L/R
Setup notes	

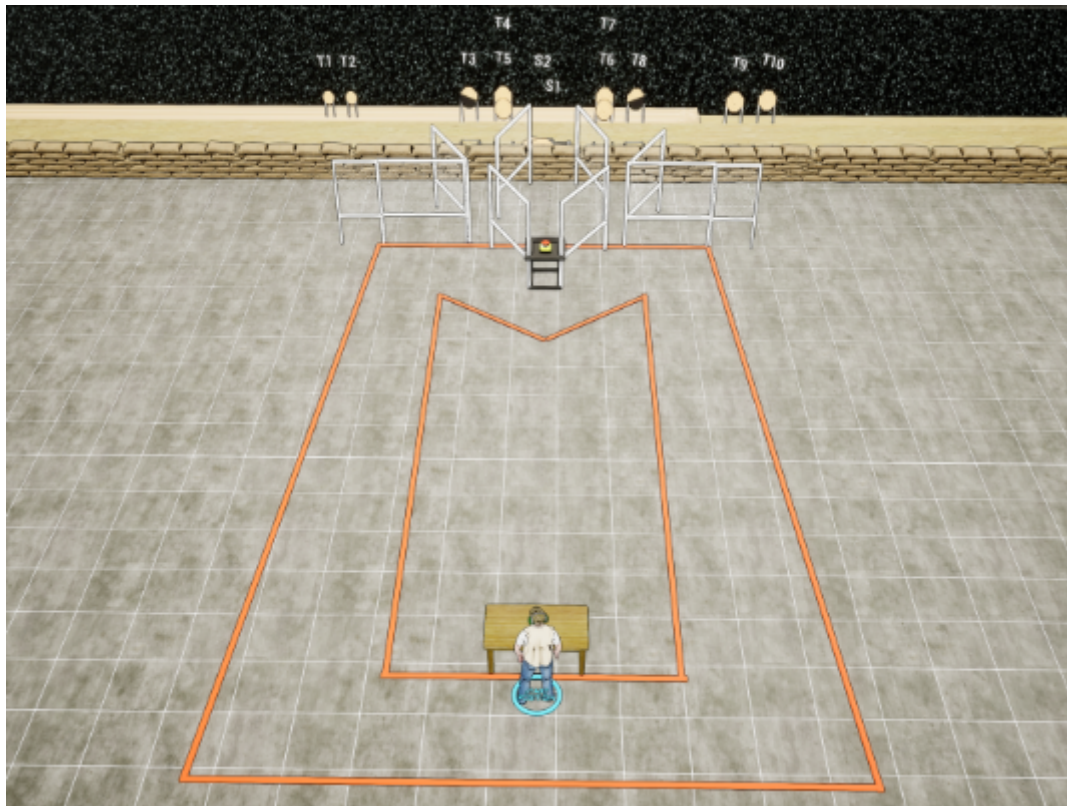
# 5. Stage 5



CoF	Comstock - Medium	Points	120 p
Targets	12 paper, 2 no-shoot, Total 12 targets	Min rounds	24
Firearm	Handgun	Match-%	14.63%

Procedure	On audible signal, engage targets.
Starting position	HANDGUN: Standing - PCC: Appendix E1
Firearm ready condition	HANDGUN: Loaded & Holstered - PCC: Option 1
Start on	Audible signal
Stop on	Last shot
Penalties	As per current edition of rules
Safety angles	L/R
Setup notes	

## 6. Stage 6

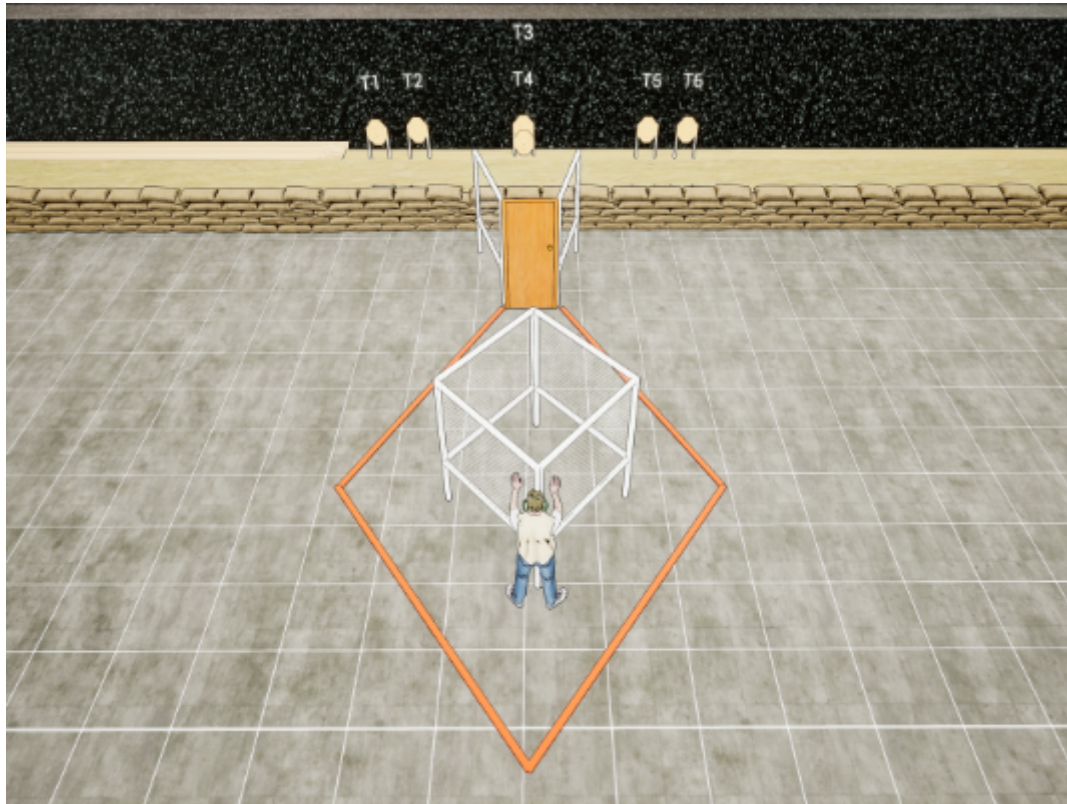


CoF	Comstock - Medium	Points	120 p
Targets	12 paper, Total 12 targets	Min rounds	24
Firearm	Handgun	Match-%	14.63%

Procedure	On audible signal, engage targets. Moving targets are activated by pulling handle on table. Moving targets are visible at rest.
Starting position	Hands touching marks.
Firearm ready condition	HANDGUN: Unloaded, empty chamber - PCC: Option 3
Start on	Audible signal
Stop on	Last shot
Penalties	As per current edition of rules
Safety angles	L/R
Setup notes	



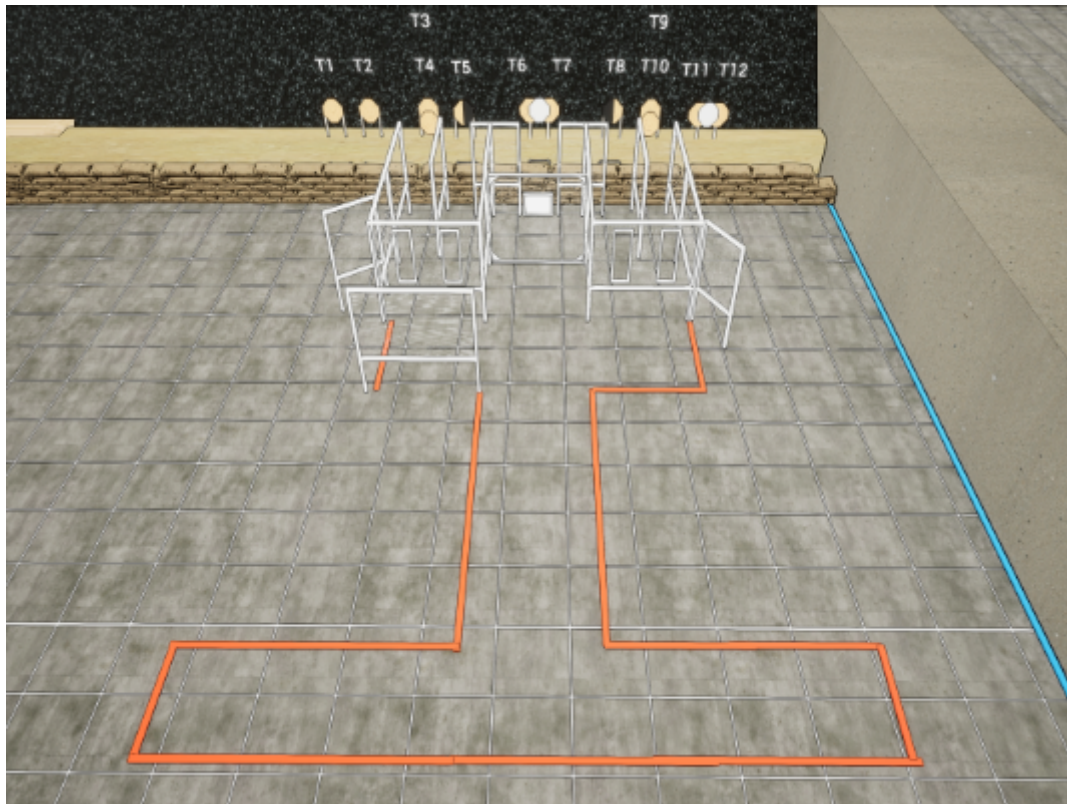
## 7. Stage 7



CoF	Comstock - Short	Points	60 p
Targets	6 paper, Total 6 targets	Min rounds	12
Firearm	Handgun	Match-%	7.32%

Procedure	On audible signal, engage targets. Door opens with handle only.
Starting position	HANDGUN: Hands touching marks - PCC: Appendix E1, muzzle touching mark - BOTH: Left foot on left side of mark, right foot on right side of mark
Firearm ready condition	HANDGUN: Loaded, empty chamber - PCC: Option 2
Start on	Audible signal
Stop on	Last shot
Penalties	As per current edition of rules
Safety angles	L/R
Setup notes	

## 8. Stage 8

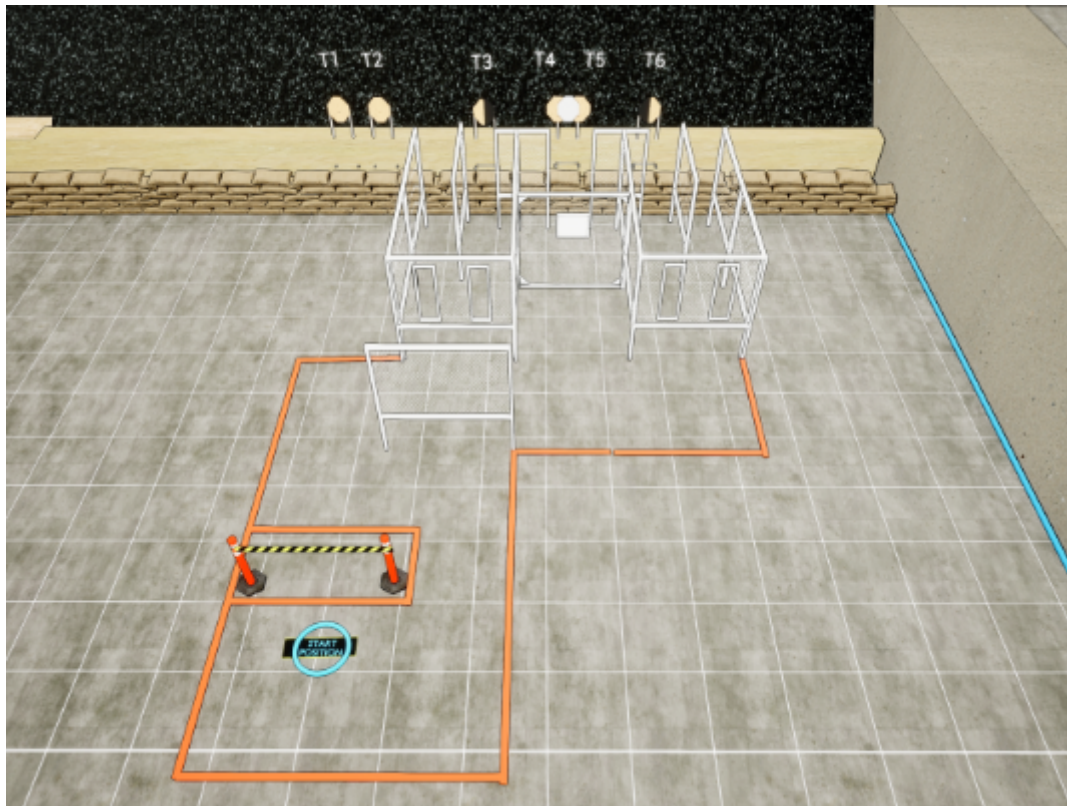


CoF	Comstock - Medium	Points	120 p
Targets	12 paper, 1 no-shoot, Total 12 targets	Min rounds	24
Firearm	Handgun	Match-%	14.63%

Procedure	On audible signal, engage targets.
Starting position	HANDGUN: Standing - PCC: Appendix E1
Firearm ready condition	HANDGUN: Loaded & Holstered - PCC: Option 1
Start on	Audible signal
Stop on	Last shot
Penalties	As per current edition of rules
Safety angles	L/R
Setup notes	



## 9. Stage 9



CoF	Comstock - Short	Points	60 p
Targets	6 paper, 1 no-shoot, Total 6 targets	Min rounds	12
Firearm	Handgun	Match-%	7.32%

Procedure	On audible signal, engage targets. Targets T1 and T2 can only be engaged while both feet are fully on the skateboard. Shots fired on T1 and T2 without both feet fully on the skateboard will result in one (1) procedure per shot.		
Starting position	HANDGUN: Standing on skateboard - PCC: Appendix E1, standing on skateboard		
Firearm ready condition	HANDGUN: Loaded & Holstered - PCC: Option 1		
Start on	Audible signal		
Stop on	Last shot		
Penalties	As per current edition of rules		
Safety angles	L/R		
Setup notes			