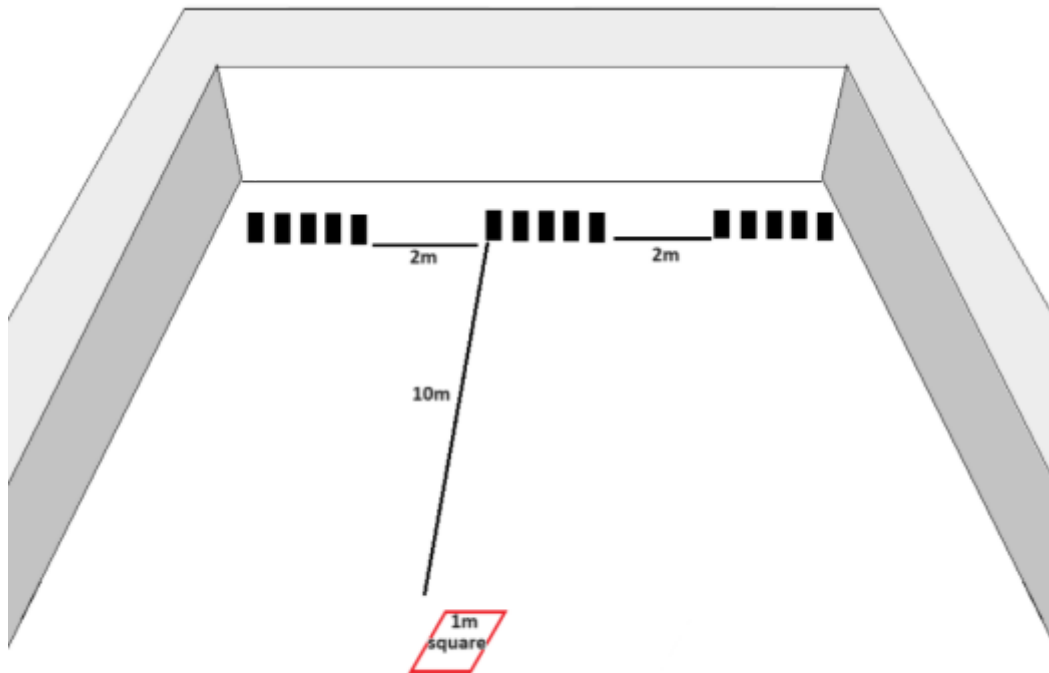


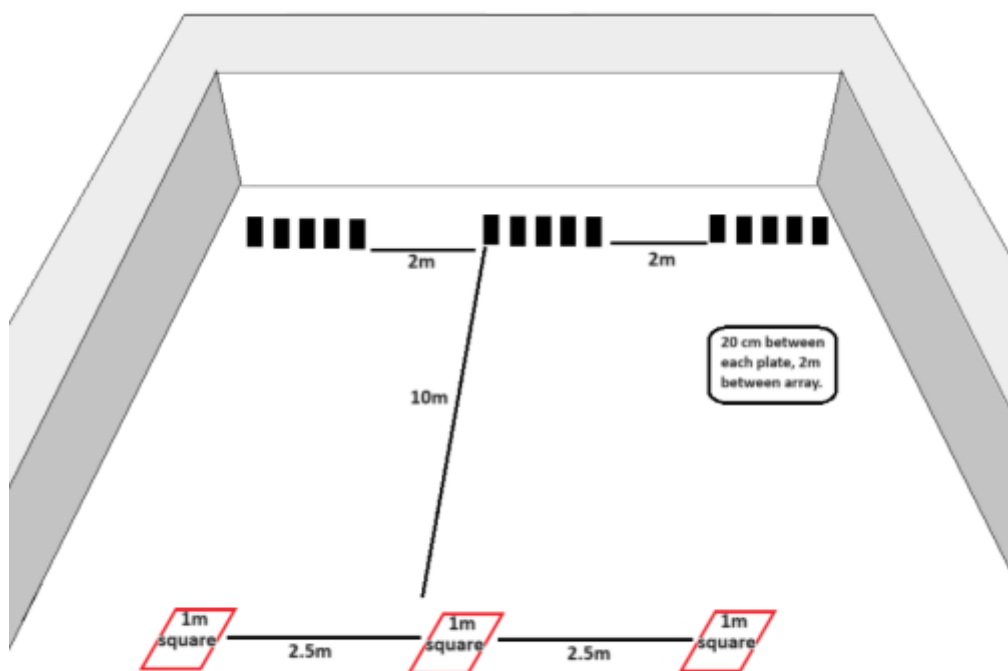
1. NTSA PL St 1



CoF	Comstock - Medium	Points	75 p
Targets	15 plates, Total 15 targets	Min rounds	15
Firearm	Shotgun	Match-%	15.79%

Procedure	On audible start signal engage the targets as follows. Shoot one array of 5 targets, carry out a compulsory reload and shoot a second array. Carry out another compulsory reload and shoot the final array. Arrays can be shot in any order.
Starting position	Standing upright, gun held in two hands at hip level as demonstrated.
Firearm ready condition	Option 1
Start on	Audible signal
Stop on	Last shot
Penalties	As per current edition of rules
Safety angles	90/90/90
Setup notes	

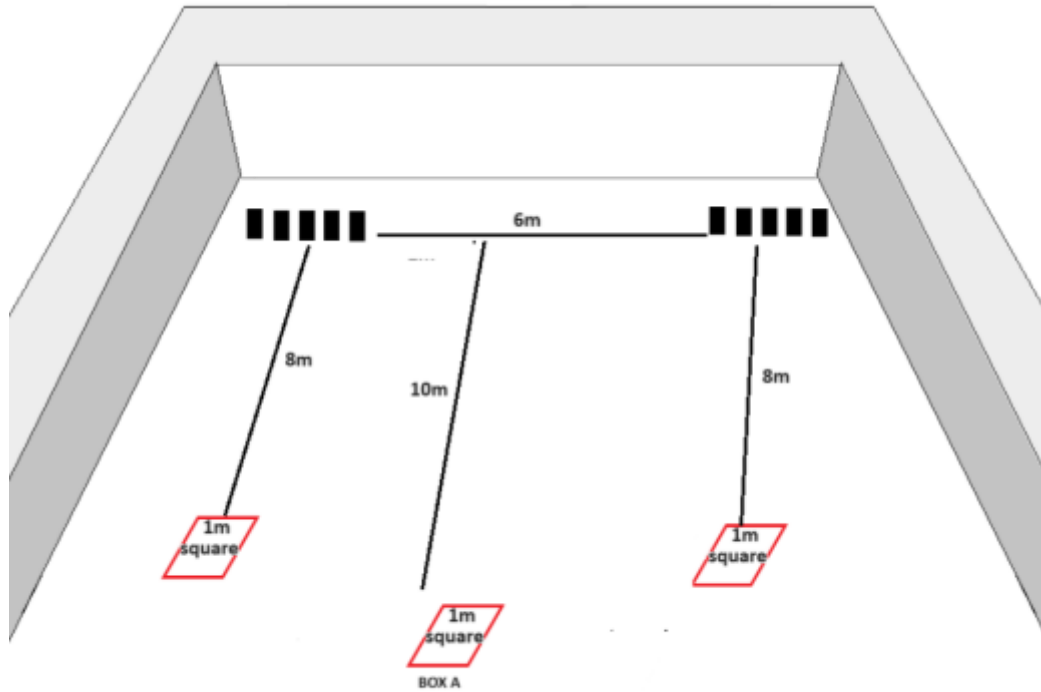
2. NTSA PL St 2



CoF	Comstock - Medium	Points	75 p
Targets	15 plates, Total 15 targets	Min rounds	15
Firearm	Shotgun	Match-%	15.79%

Procedure	On audible start signal engage the 5 targets in the middle array, freestyle. Move to either of the other shooting boxes and engage the targets in front. Then move to the third box and engage the targets in front. Note when shooting the right hand array they must be engaged from your right shoulder. When shooting the left hand array they must be engaged from your left shoulder.		
Starting position	Standing upright in middle box, gun held in two hands at hip level as demonstrated.		
Firearm ready condition	Loaded Option 1		
Start on	Audible signal		
Stop on	Last shot		
Penalties	As per current edition of rules		
Safety angles	90/90/90		
Setup notes	Use set up for Stage 1.		

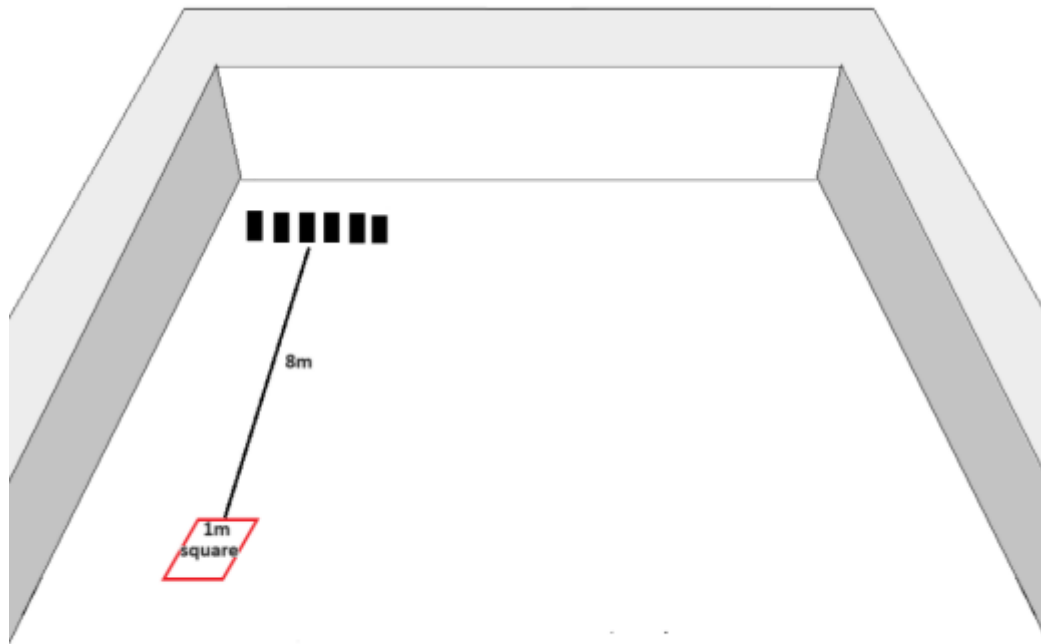
3. NTSA PL St 3



CoF	Comstock - Medium	Points	50 p
Targets	10 plates, Total 10 targets	Min rounds	10
Firearm	Shotgun	Match-%	10.53%

Procedure	On audible start signal, move to either shooting box and engage the targets in front of it. Then move to the final box and engage the targets in front.		
Starting position	Standing upright in middle box, gun held in two hands at hip level as demonstrated.		
Firearm ready condition	Unloaded Option 3		
Start on	Audible signal		
Stop on	Last shot		
Penalties	As per current edition of rules		
Safety angles	L/R		
Setup notes	Use set up for Stage 1.		

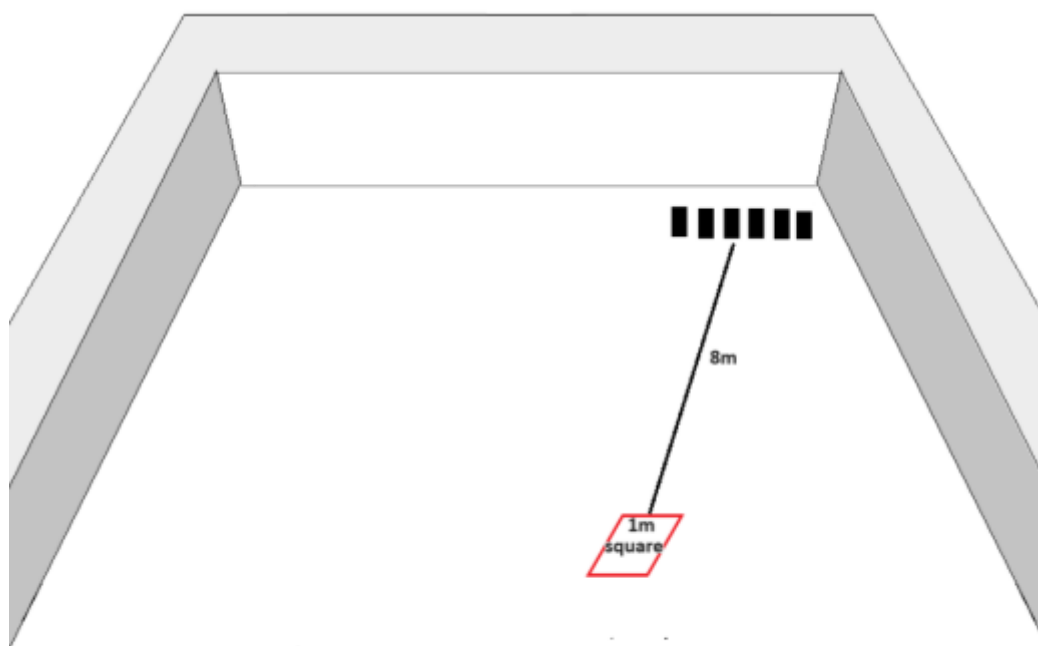
4. NTSA PL St 4



CoF	Comstock - Short	Points	30 p
Targets	6 plates, Total 6 targets	Min rounds	6
Firearm	Shotgun	Match-%	6.32%

Procedure	On the audible start signal, engage targets load 1 shoot 1.
Starting position	Standing upright in shooting area, gun held in 2 hands at hip level as demonstrated.
Firearm ready condition	Unloaded option 3
Start on	Audible signal
Stop on	Last shot
Penalties	As per current edition of rules
Safety angles	L/R
Setup notes	Use Array from Stage 1, add 1 target.

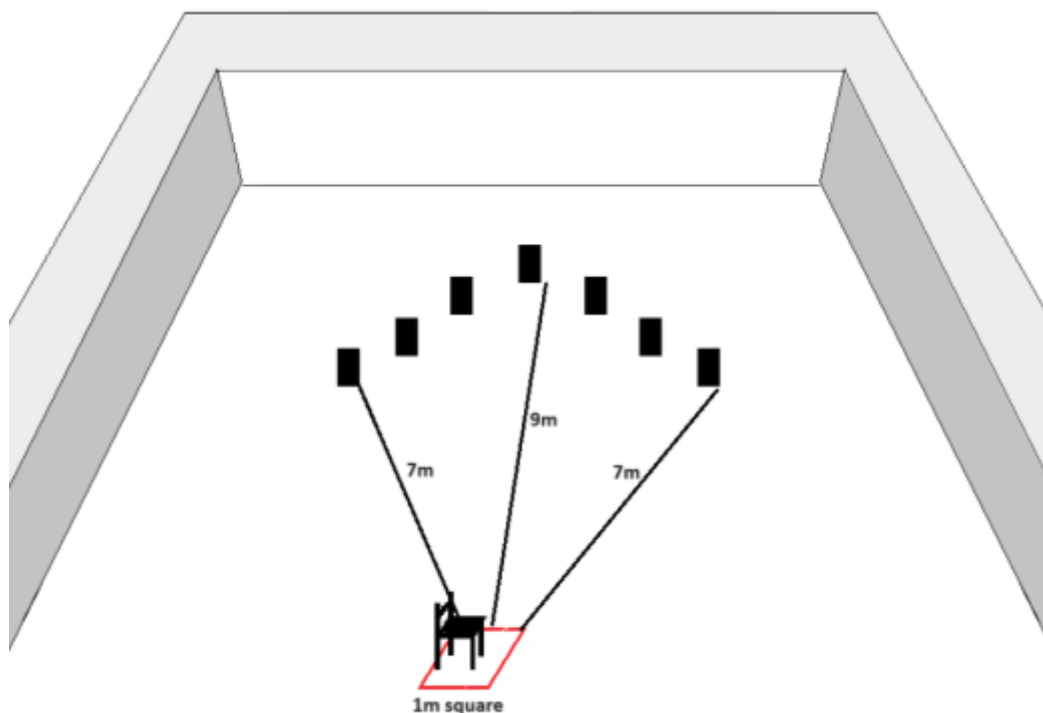
5. NTSA PL St 5



CoF	Comstock - Short	Points	30 p
Targets	6 plates, Total 6 targets	Min rounds	6
Firearm	Shotgun	Match-%	6.32%

Procedure	On audible start signal, engage targets as they become visible.
Starting position	Standing up right, gun held at trail in either hand.. Other hand hanging naturally by your side.
Firearm ready condition	Loaded Option 2
Start on	Audible signal
Stop on	Last shot
Penalties	As per current edition of rules
Safety angles	90/90/90
Setup notes	Use array from Stage 1, add 1 target.

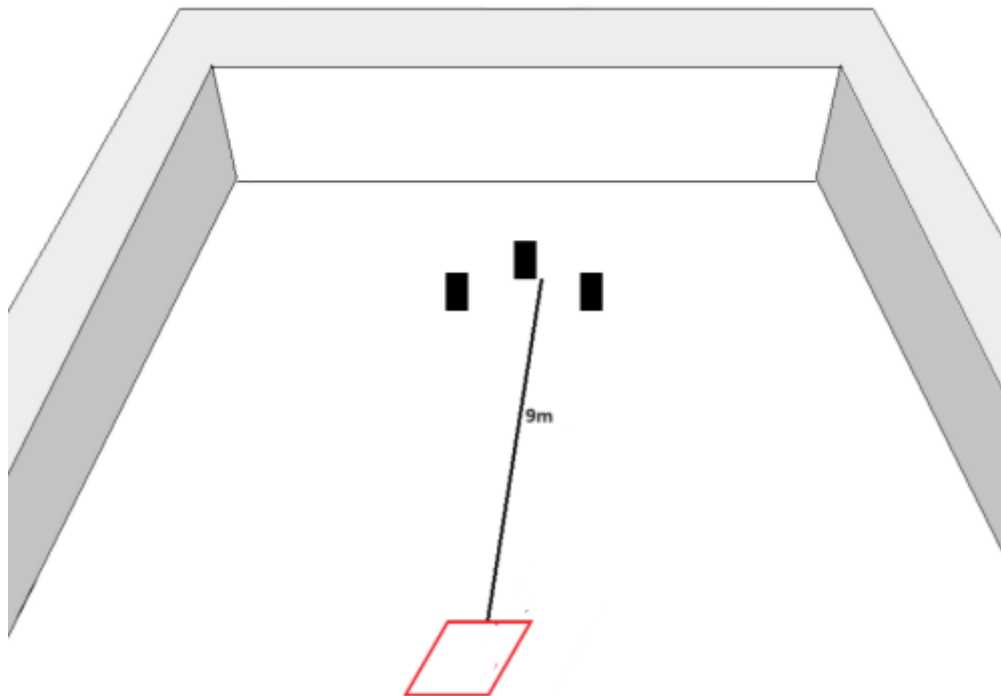
6. NTSA PL St 6



CoF	Comstock - Short	Points	35 p
Targets	7 plates, Total 7 targets	Min rounds	7
Firearm	Shotgun	Match-%	7.37%

Procedure	On audible start signal, engage targets from a seated position.
Starting position	Seated with gun held in two hands, resting across thighs, as demonstrated. Chair may face left or right.
Firearm ready condition	Loaded Option 1
Start on	Audible signal
Stop on	Last shot
Penalties	As per current edition of rules
Safety angles	90/90/90
Setup notes	

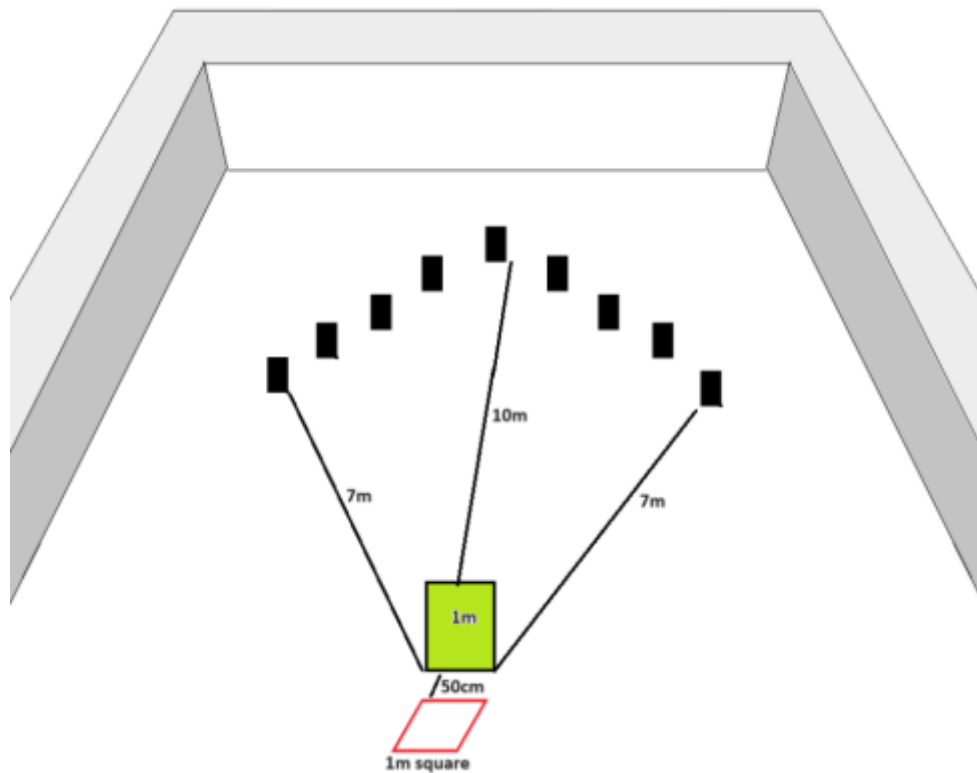
7. NTSA PL St 7



CoF	Comstock - Short	Points	15 p
Targets	3 plates, Total 3 targets	Min rounds	3
Firearm	Shotgun	Match-%	3.16%

Procedure	On audible start signal, engage targets as they become visible.
Starting position	Standing upright with back to targets. Gun held at trail in weak hand. other hand hanging naturally by your side.
Firearm ready condition	Loaded Option 1
Start on	Audible signal
Stop on	Last shot
Penalties	As per current edition of rules
Safety angles	90/90/90
Setup notes	

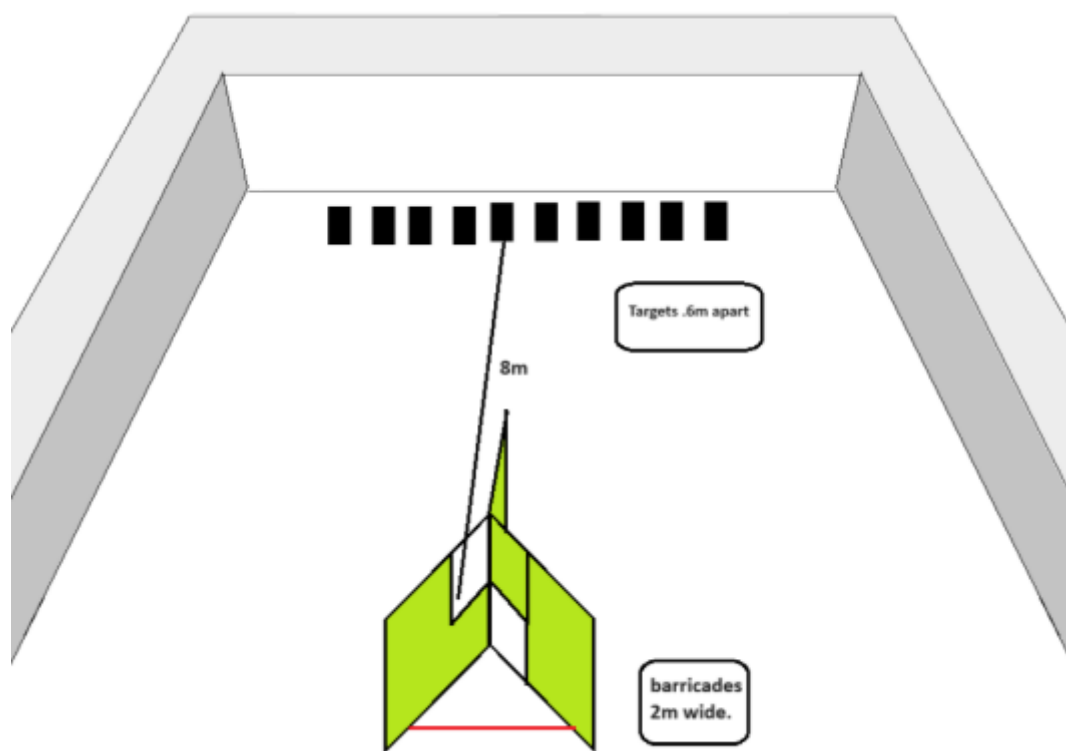
8. NTSA PL St 8



CoF	Comstock - Medium	Points	45 p
Targets	9 plates, Total 9 targets	Min rounds	9
Firearm	Shotgun	Match-%	9.47%

Procedure	On the audible start signal, engage targets as they become visible. T1-4 must be engaged around the left hand side of the barricade. T6-9 must be engaged around the right hand side, T5 may be engaged from either side.		
Starting position	Standing upright anywhere within the shooting area, gun held in two hands at hip level as demonstrated.		
Firearm ready condition	Loaded Option 1		
Start on	Audible signal		
Stop on	Last shot		
Penalties	As per current edition of rules		
Safety angles	90/90/90		
Setup notes	Use Stage 7, add targets and barricade.		

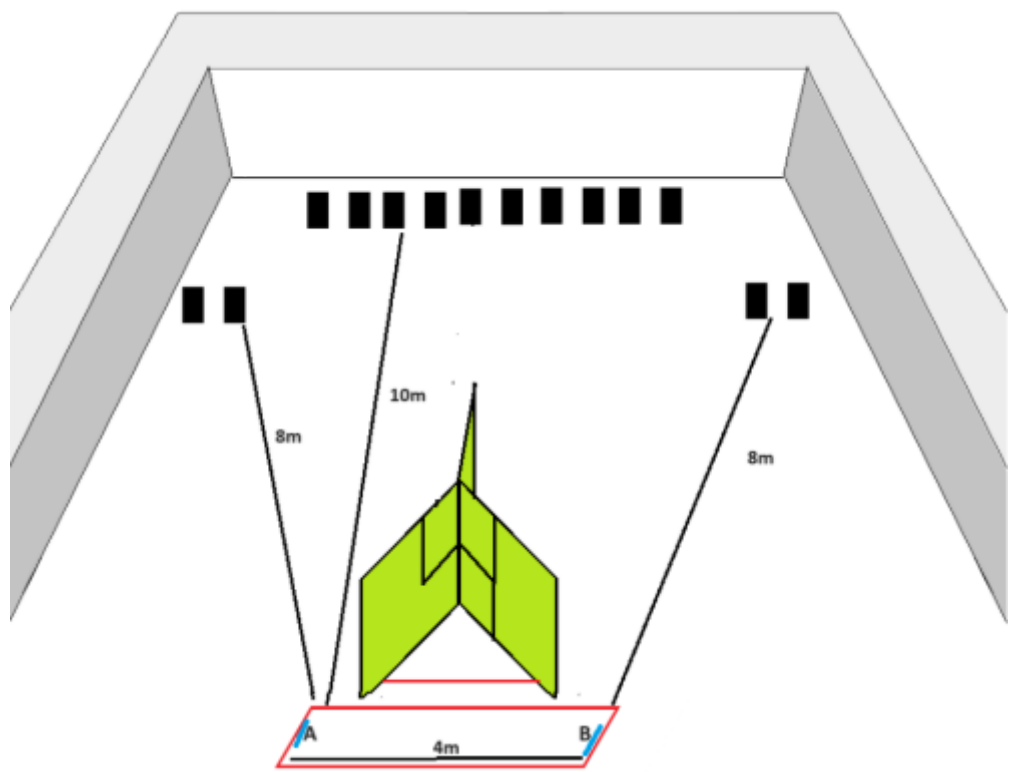
9. NTSA PL St 9



CoF	Comstock - Medium	Points	50 p
Targets	10 plates, Total 10 targets	Min rounds	10
Firearm	Shotgun	Match-%	10.53%

Procedure	On the audible start signal, engage T1 - 5 through lower aperture and T6-10 through upper aperture. The targets can be shot in any order.		
Starting position	Standing upright anywhere within the shooting area, gun held in two hands at hip level as demonstrated.		
Firearm ready condition	Loaded Option 1		
Start on	Audible signal		
Stop on	Last shot		
Penalties	As per current edition of rules		
Safety angles	90/90/90		
Setup notes			

10. NTSA PL St 10



CoF	Comstock - Medium	Points	70 p
Targets	14 plates, Total 14 targets	Min rounds	14
Firearm	Shotgun	Match-%	14.74%
Procedure	On audible start signal. engage targets as they become visible.		
Starting position	Standing upright with one foot touching either mark. Gun held in two hands at hip level as demonstrated.		
Firearm ready condition	Loaded Option 1		
Start on	Audible signal		
Stop on	Last shot		
Penalties	As per current edition of rules		
Safety angles	90/90/90		
Setup notes	Use Traget arrays from st 9 add 4 extra targets.		