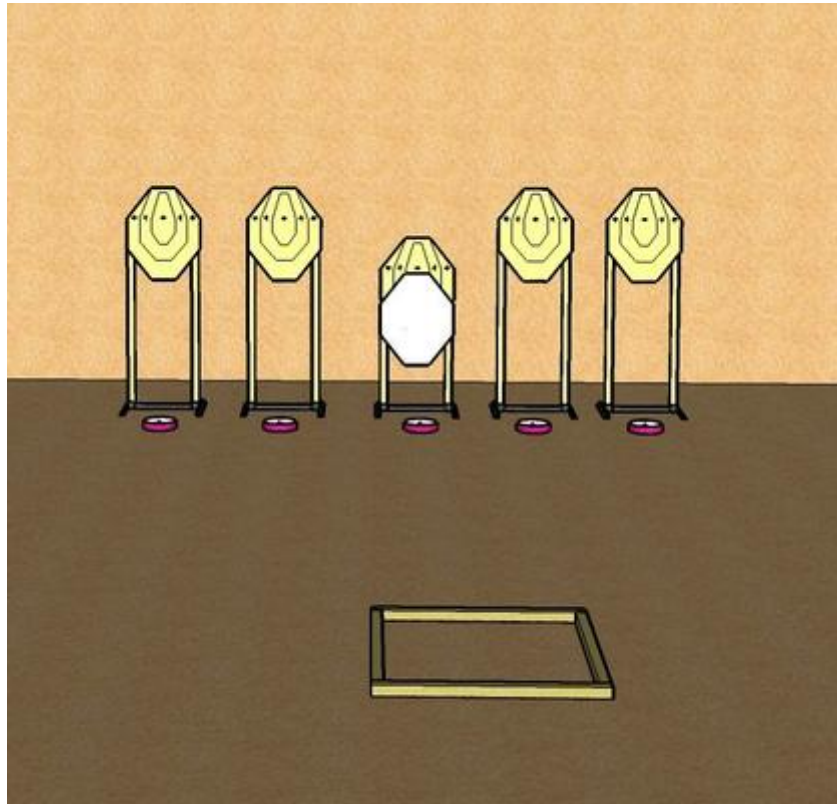


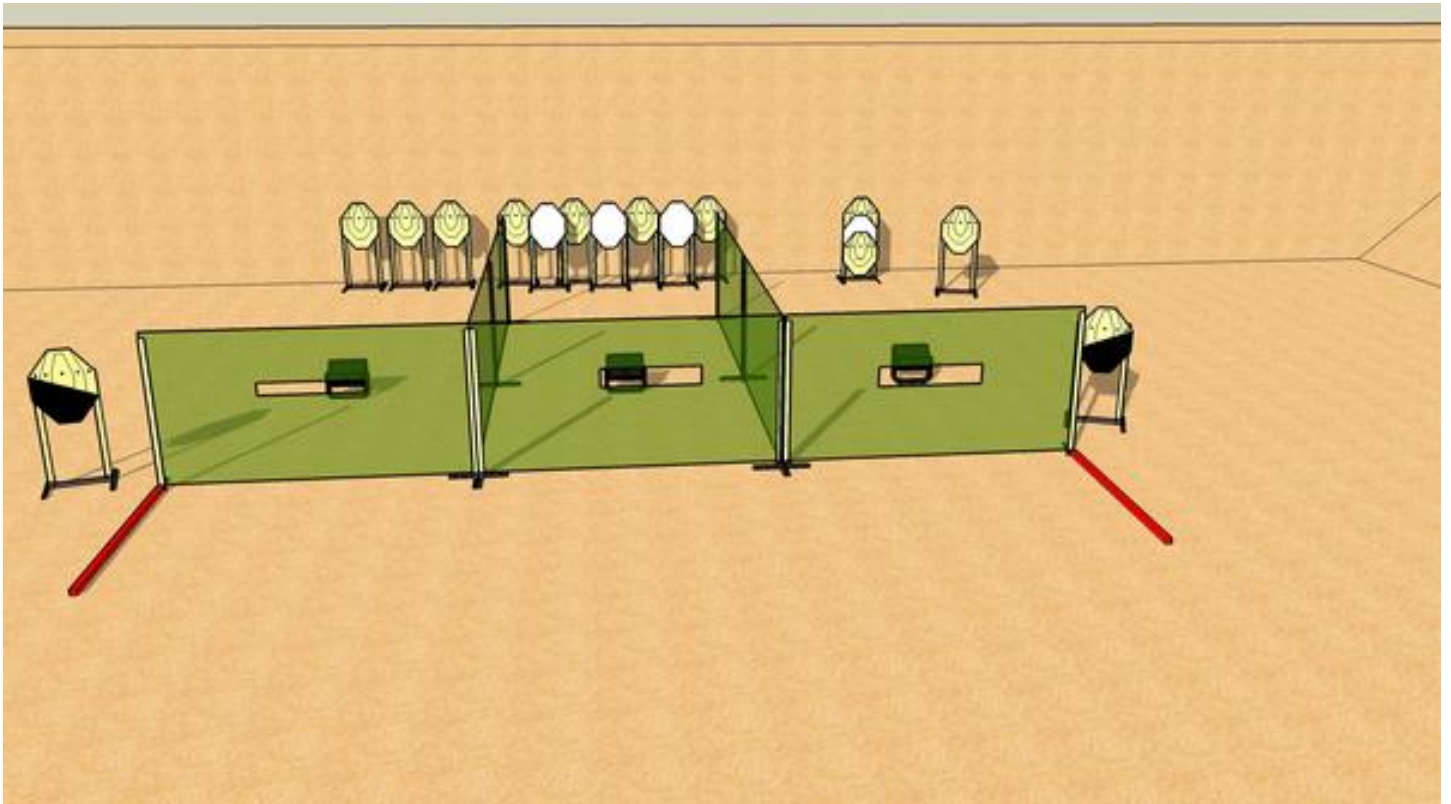
# 1. Vall 1



CoF	Comstock - Short	Points	50 p
Targets	5 paper, 1 no-shoot, Total 5 targets	Min rounds	10
Firearm	Handgun	Match-%	12.20%

Procedure	Engage target within the designated area.
Starting position	Gun loaded, empty chamber & holstered
Firearm ready condition	
Start on	Audible signal
Stop on	Last shot
Penalties	As per current edition of rules
Safety angles	L/R 90 degrees
Setup notes	

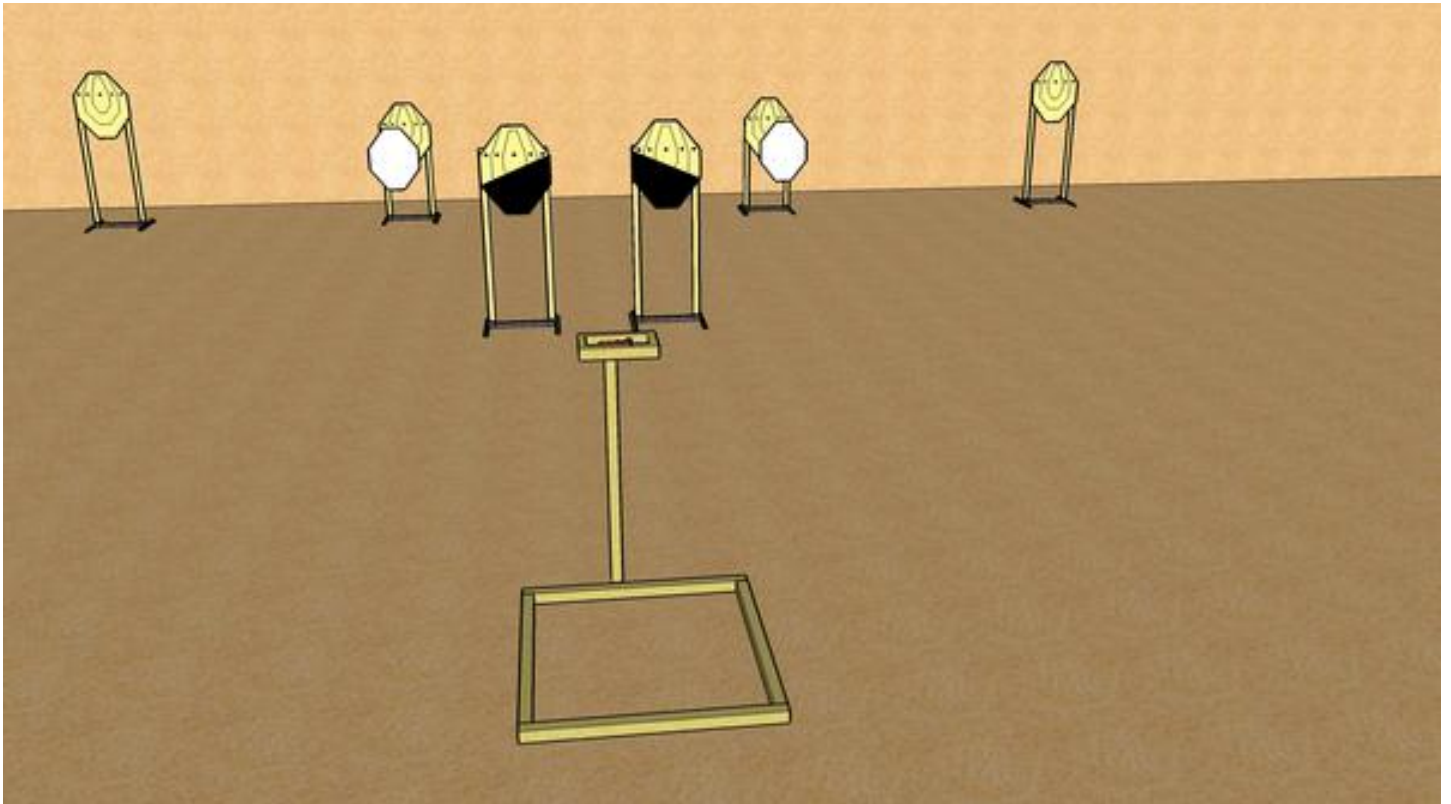
## 2. Vall 2



CoF	Comstock - Medium	Points	120 p
Targets	12 paper, Total 12 targets	Min rounds	24
Firearm	Handgun	Match-%	29.27%

Procedure	Engage target within the designated area. Fault lines left and right extend to infinity uprange.
Starting position	Gun loaded & holstered
Firearm ready condition	
Start on	Audible signal
Stop on	Last shot
Penalties	As per current edition of rules
Safety angles	L/R 90 degrees
Setup notes	

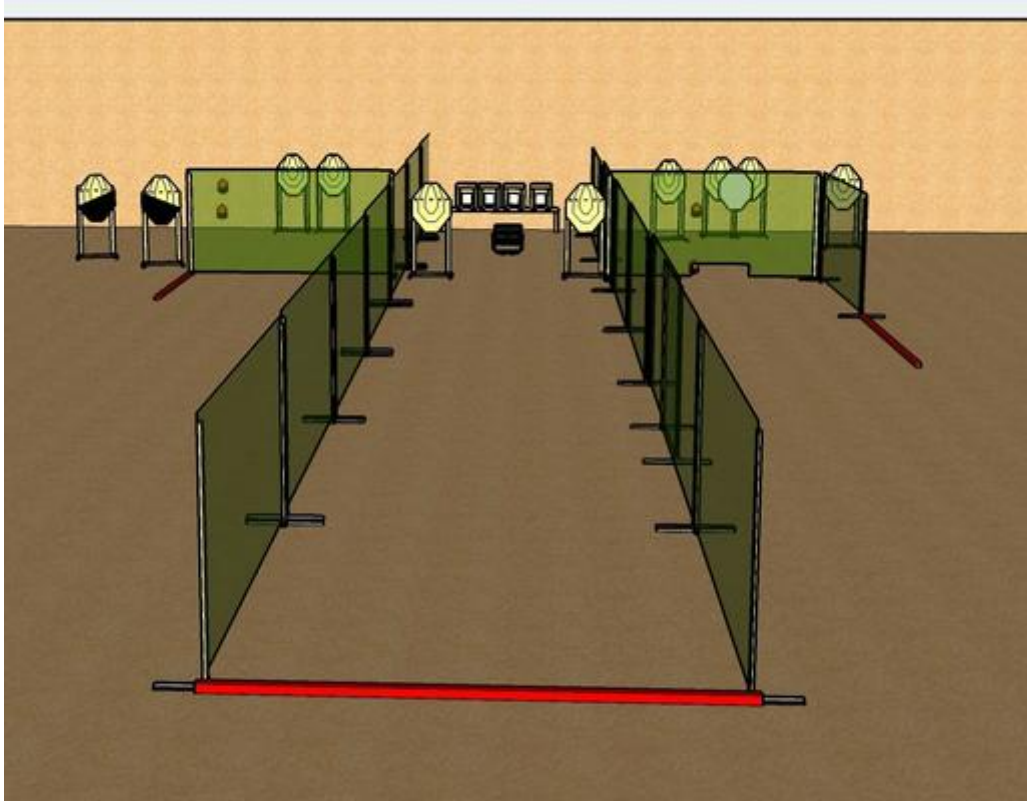
### 3. Vall 3



CoF	Comstock - Short	Points	60 p
Targets	6 paper, Total 6 targets	Min rounds	12
Firearm	Handgun	Match-%	14.63%

Procedure	Engage target within the designated area. Strong hand only. Flash-light in box may be used with weak hand only.
Starting position	Gun loaded & holstered
Firearm ready condition	
Start on	Audible signal
Stop on	Last shot
Penalties	As per current edition of rules
Safety angles	L/R 90 degrees
Setup notes	

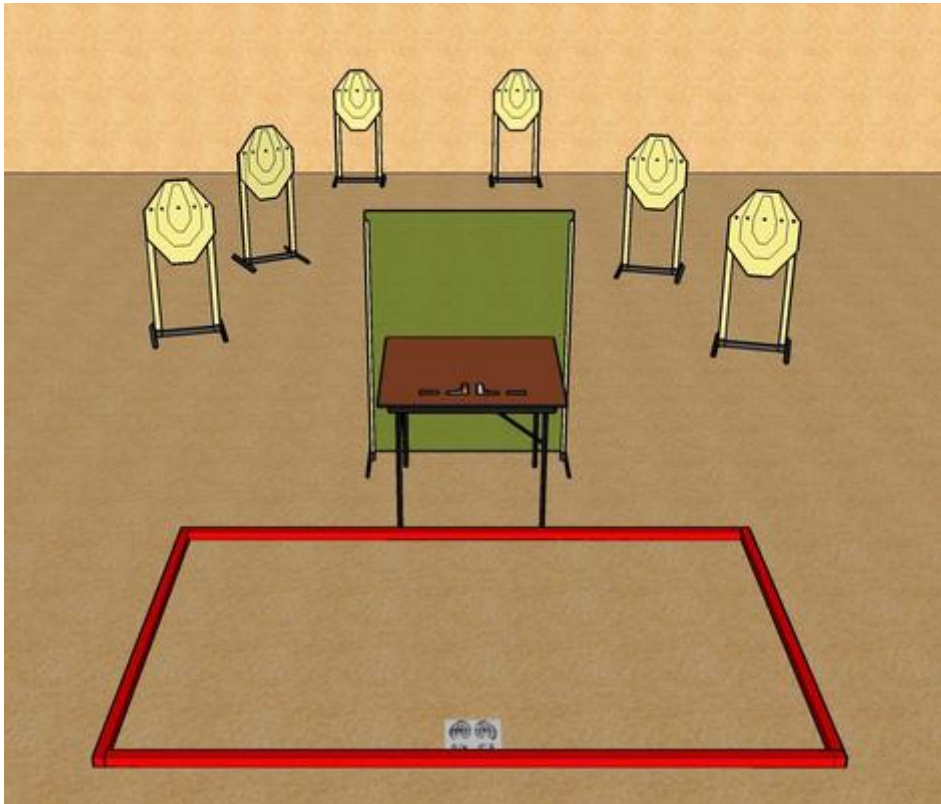
## 4. Vall 4



CoF	Comstock - Medium	Points	120 p
Targets	10 paper, 4 plates, Total 14 targets	Min rounds	24
Firearm	Handgun	Match-%	29.27%

Procedure	Engage target within the designated area. Fault lines left and right extend to infinity uprange.
Starting position	Gun loaded & holstered
Firearm ready condition	
Start on	Audible signal
Stop on	Last shot
Penalties	As per current edition of rules
Safety angles	L/R 90 degrees
Setup notes	

## 5. Vall 5



CoF	Comstock - Short	Points	60 p
Targets	6 paper, Total 6 targets	Min rounds	12
Firearm	Handgun	Match-%	14.63%

Procedure	Flash light laying on markings on table may be used. No other items on table other than gun and flash light.
Starting position	Gun loaded and placed flat on table on markings. Heels against faultline as shown by RO.
Firearm ready condition	
Start on	Audible signal
Stop on	Last shot
Penalties	As per current edition of rules
Safety angles	L/R 90 degrees
Setup notes	