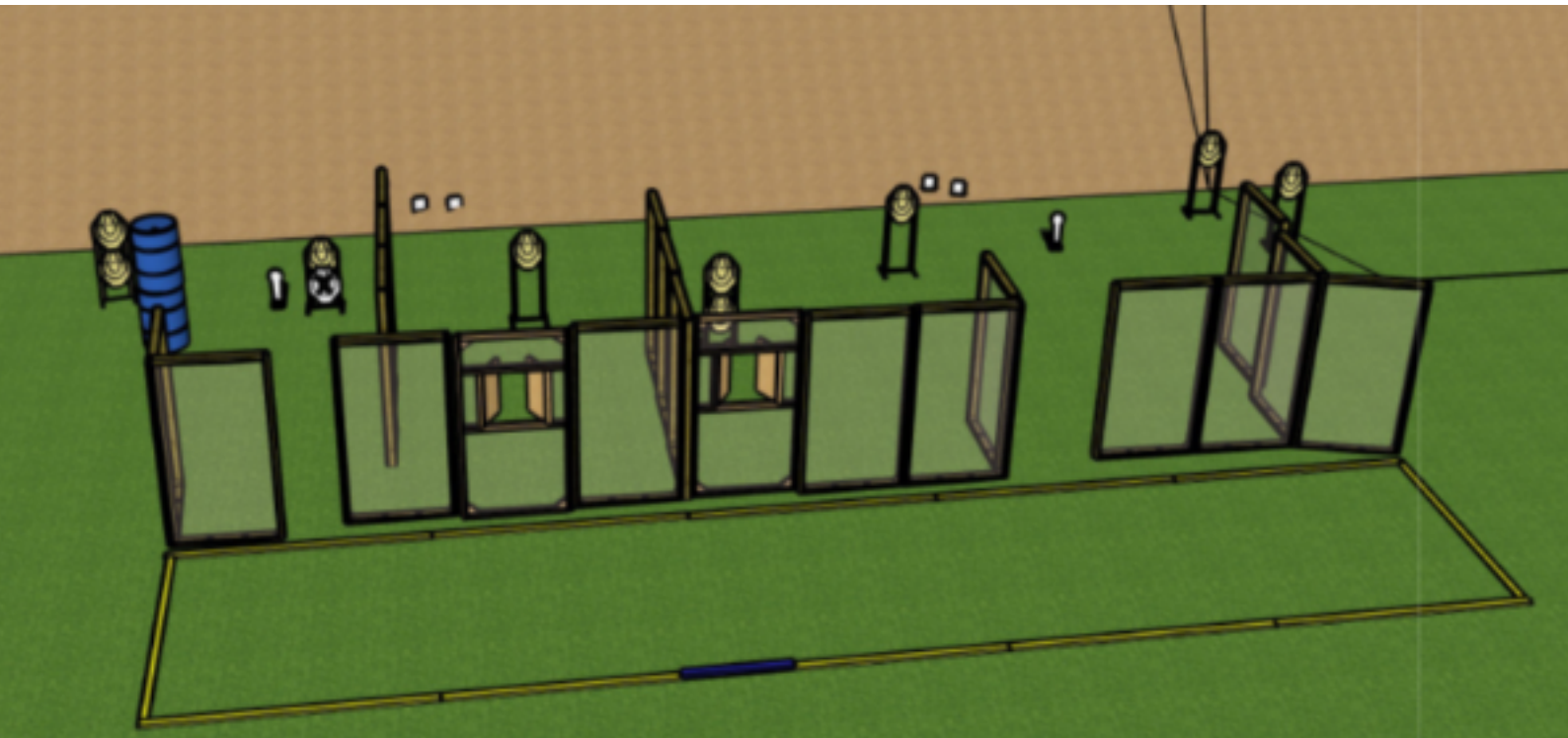


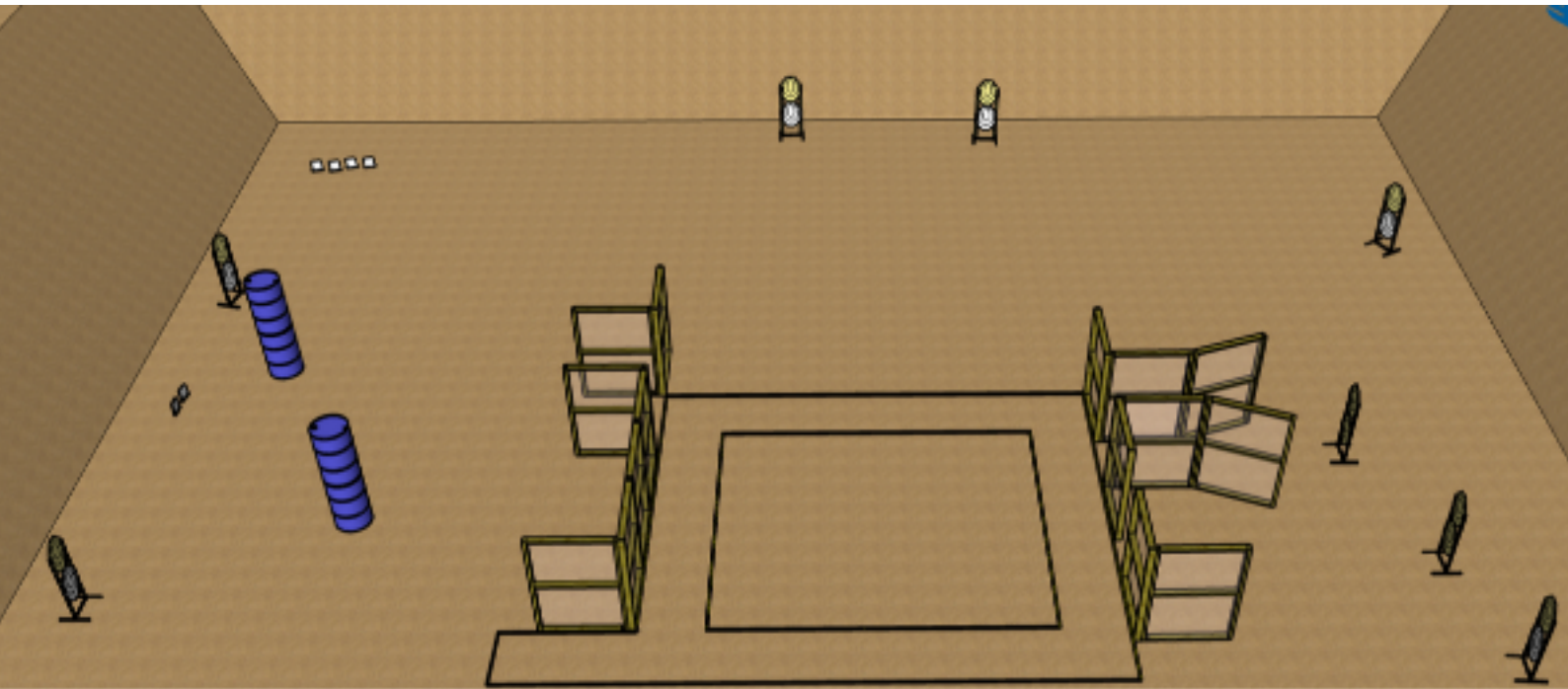
# 1. 100m-vallen



CoF	Comstock - Medium	Points	120 p
Targets	9 paper, 2 popper, 4 plates, 1 no-shoot, Total 15 targets	Min rounds	24
Firearm	Handgun	Match-%	18.32%

Procedure	On start signal, engage all targets from within the designated area. IPSC-popper P1 activates hatch on the right, IPSC-popper P2 activates hatch on the left.
Starting position	HG: Standing with wrist below belt, heels touching mark. PCC: Heels touching mark. Appendix E1 (Rule 8.2.2)
Firearm ready condition	HG: Loaded and holstered, PCC: Option: 1
Start on	Audible signal
Stop on	Last shot
Penalties	As per current edition of rules
Safety angles	L/R
Setup notes	

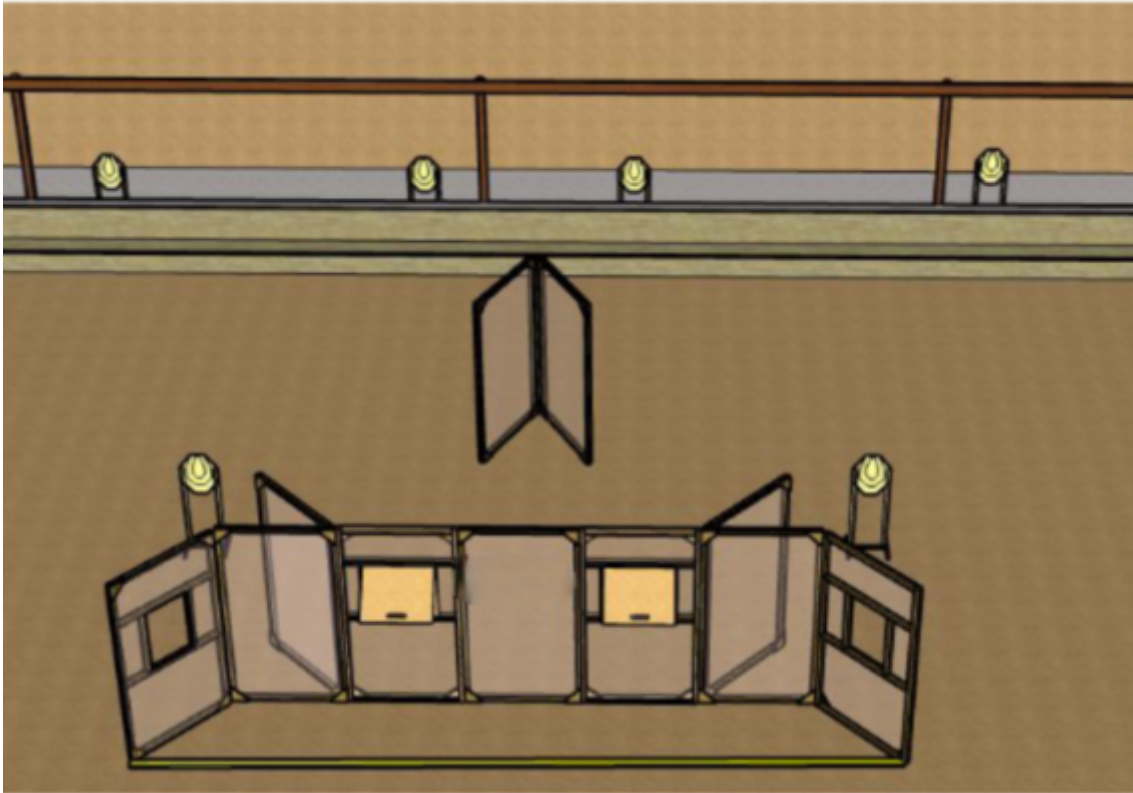
## 2. K-vallen



CoF	Comstock - Long	Points	130 p
Targets	10 paper, 6 plates, 6 no-shoot, Total 16 targets	Min rounds	26
Firearm	Handgun	Match-%	19.85%

Procedure	On start signal, engage all targets from within the designated area.
Starting position	HG: Standing with wrist below belt PCC: Appendix E1 (Rule 8.2.2)
Firearm ready condition	HG: Loaded and holstered PCC: Option 1
Start on	Audible signal
Stop on	Last shot
Penalties	As per current edition of rules
Safety angles	L/R
Setup notes	


### 3. Nedre-Pistol



CoF	Comstock - Short	Points	60 p
Targets	6 paper, Total 6 targets	Min rounds	12
Firearm	Handgun	Match-%	9.16%

Procedure	On start signal, engage all targets from within the designated area.
Starting position	HG: Standing with wrist below belt PCC: Appendix E1 (Rule 8.2.2)
Firearm ready condition	HG: Loaded and holstered PCC: Option: 1
Start on	Audible signal
Stop on	Last shot
Penalties	As per current edition of rules
Safety angles	L/R
Setup notes	

## 4. Övre-Pistol

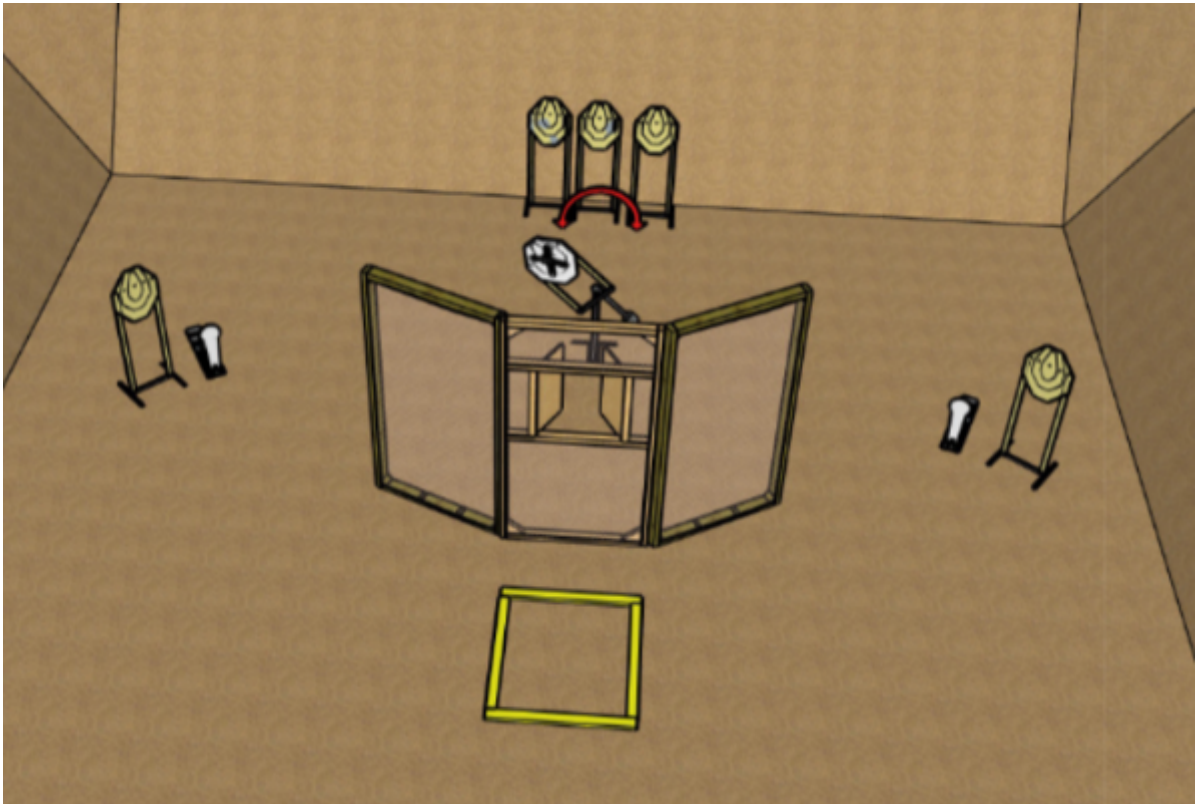


CoF	Comstock - Medium	Points	75 p
Targets	7 paper, 1 popper, 1 no-shoot, Total 8 targets	Min rounds	15
Firearm	Handgun	Match-%	11.45%

Procedure	On start signal, engage all targets from within the designated area. IPSC-Popper P1 activates moving target S1. Moving target visible at rest.
Starting position	HG: Standing with wrist below belt PCC: Appendix E1 (Rule 8.2.2)
Firearm ready condition	HG: Loaded and holstered PCC: Option: 1
Start on	Audible signal
Stop on	Last shot
Penalties	As per current edition of rules
Safety angles	L/R
Setup notes	




## 5. H1



CoF	Comstock - Short	Points	60 p
Targets	5 paper, 2 popper, 1 no-shoot, Total 7 targets	Min rounds	12
Firearm	Handgun	Match-%	9.16%

Procedure	On start signal, engage all targets from within the designated area. IPSC-Popper P1 or P2 activates hatch and moving no-shot S1.
Starting position	HG: Standing with wrist below belt PCC: Appendix E1 (Rule 8.2.2)
Firearm ready condition	HG: Loaded and holstered PCC: Option: 2
Start on	Audible signal
Stop on	Last shot
Penalties	As per current edition of rules
Safety angles	L/R
Setup notes	

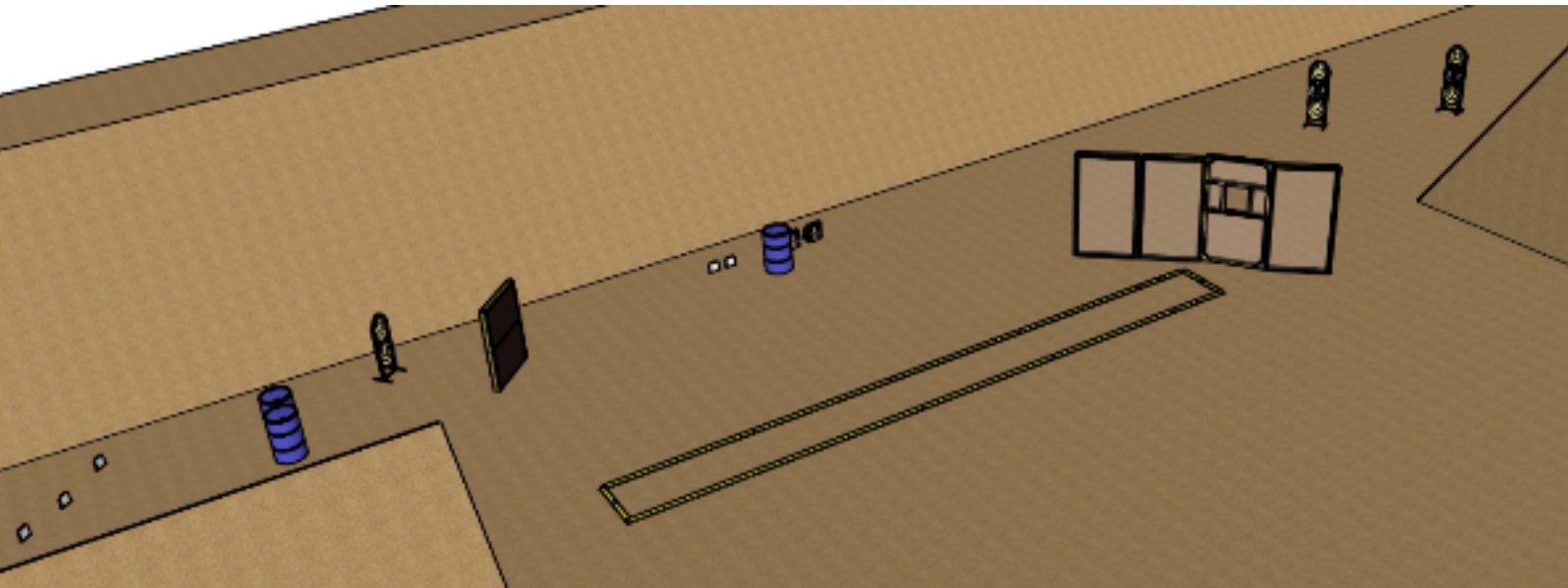
## 6. H2



CoF	Comstock - Short	Points	45 p
Targets	4 paper, 1 popper, Total 5 targets	Min rounds	9
Firearm	Handgun	Match-%	6.87%

Procedure	On start signal, engage all targets from within the designated area. IPSC popper P1 activates moving target T4. Moving target are visible at rest.
Starting position	HG: Sitting on chair, hands on knees PCC: Sitting on chair, hands on knees
Firearm ready condition	HG: Gun empty, slide lying on mark on table, grip inside table edge. All magazines to be used during course of fire placed on table. PCC: Option: 3, handguard lying on mark on table, grip inside table edge. All magazines to be used during course of fire placed on table.
Start on	Audible signal
Stop on	Last shot
Penalties	As per current edition of rules
Safety angles	L/R
Setup notes	

## 7. H3

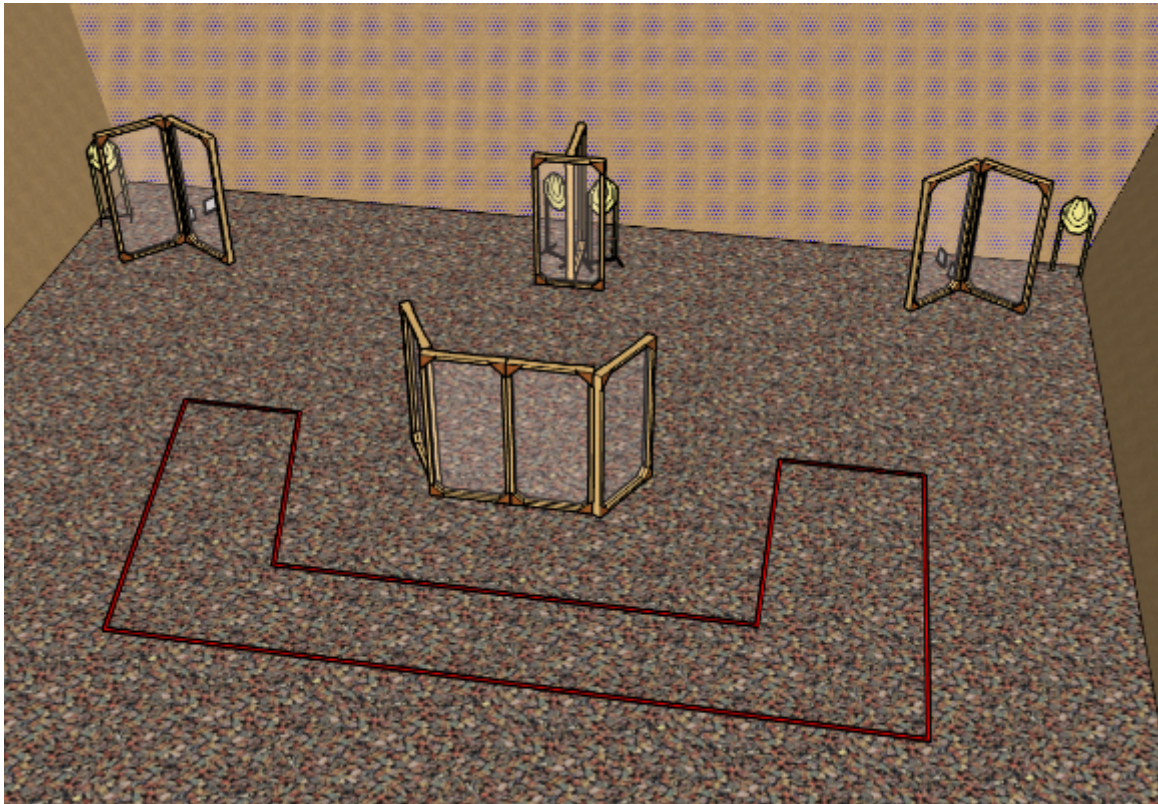


CoF	Comstock - Medium	Points	105 p
Targets	8 paper, 5 plates, 2 no-shoot, Total 13 targets	Min rounds	21
Firearm	Handgun	Match-%	16.03%

Procedure	On start signal, engage all targets from within the designated area.
Starting position	HG: Standing with wrist below belt PCC: Appendix E1 (Rule 8.2.2)
Firearm ready condition	HG: Loaded and holstered PCC: Option: 1
Start on	Audible signal
Stop on	Last shot
Penalties	As per current edition of rules
Safety angles	L/R
Setup notes	



## 8. H4



CoF	Comstock - Short	Points	60 p
Targets	4 paper, 4 plates, Total 8 targets	Min rounds	12
Firearm	Handgun	Match-%	9.16%

Procedure	On start signal, engage all targets from within the designated area.
Starting position	HG: Standing with wrist below belt PCC: Appendix E1 (Rule 8.2.2)
Firearm ready condition	HG: Loaded and holstered PCC: Option: 1
Start on	Audible signal
Stop on	Last shot
Penalties	As per current edition of rules
Safety angles	L/R
Setup notes	