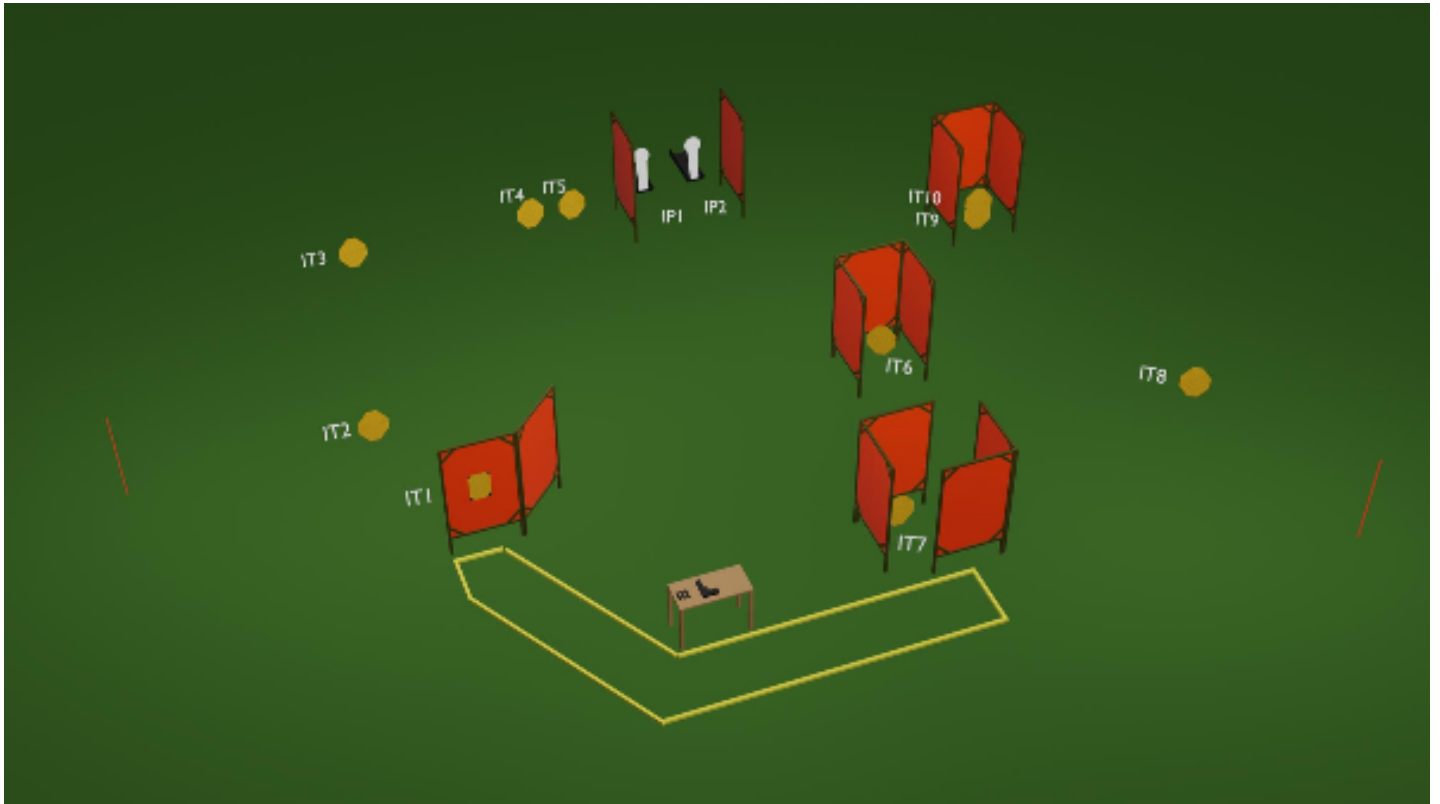


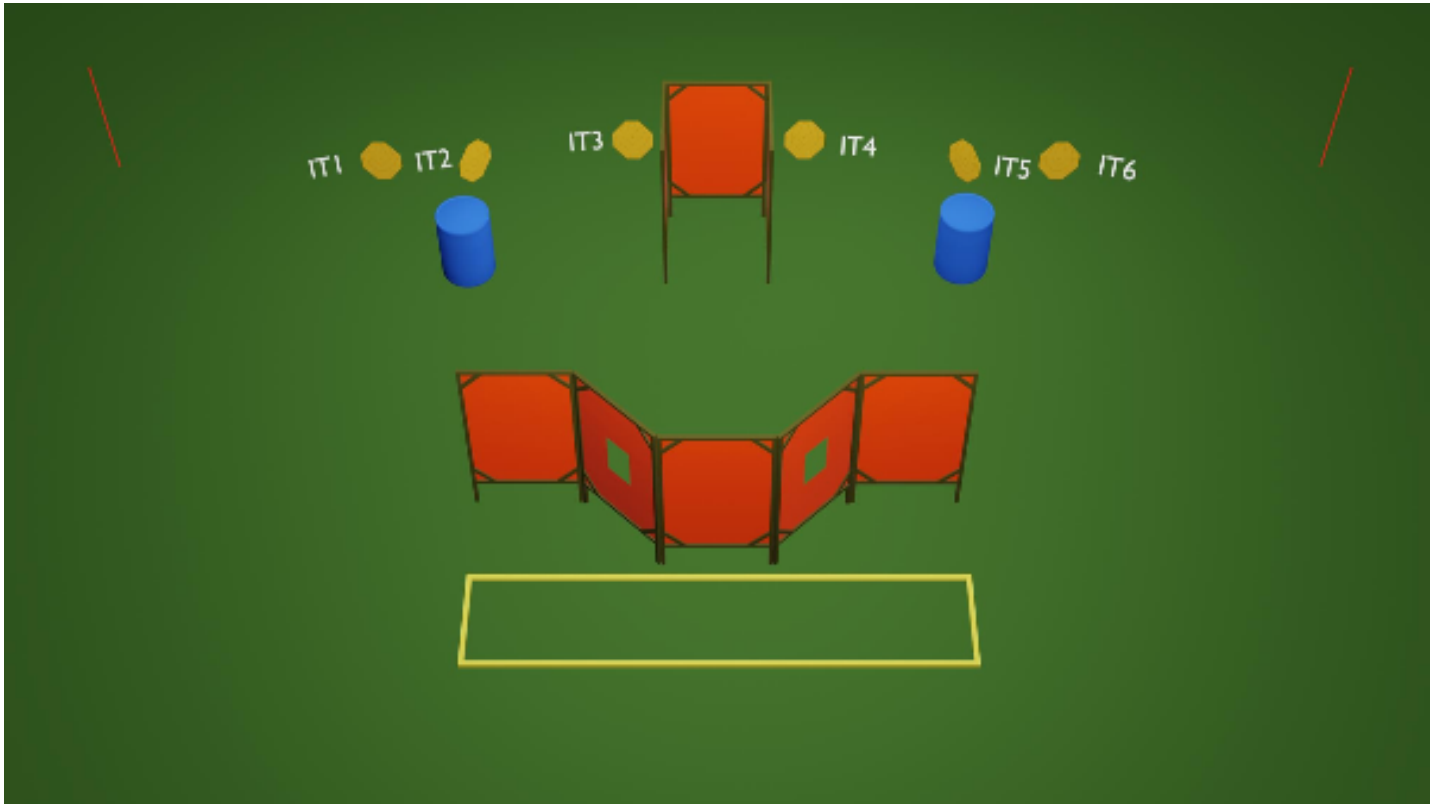
1. Stage 1



CoF	Comstock - Medium	Points	110 p
Targets	10 paper, 2 popper, Total 12 targets	Min rounds	22
Firearm	Handgun	Match-%	15.07%

Procedure	On audible signal, engage targets from designated area.
Starting position	Start normal standing freely in the designated area.
Firearm ready condition	Gun empty and placed with all magazines on the table on marked spot.
Start on	Audible signal
Stop on	Last shot
Penalties	As per current edition of rules
Safety angles	Left marked on stage, right marked on stage, up 90°
Setup notes	

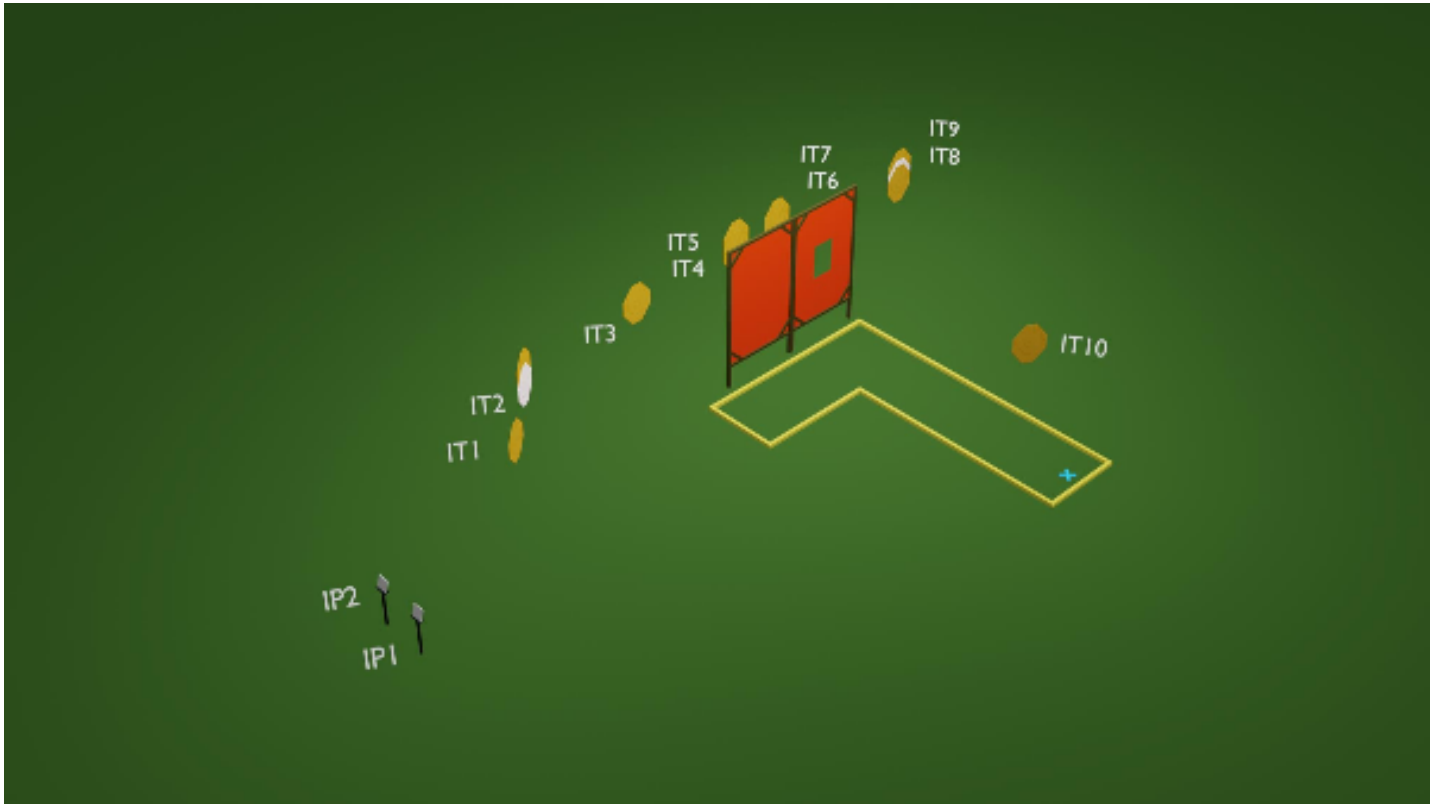
2. Stage 2



CoF	Comstock - Short	Points	60 p
Targets	6 paper, Total 6 targets	Min rounds	12
Firearm	Handgun	Match-%	8.22%

Procedure	On audible signal, engage targets from designated area.
Starting position	Start normal standing freely in the designated area.
Firearm ready condition	Gun loaded and holstered.
Start on	Audible signal
Stop on	Last shot
Penalties	As per current edition of rules
Safety angles	Left marked on stage, right marked on stage, up 90°
Setup notes	

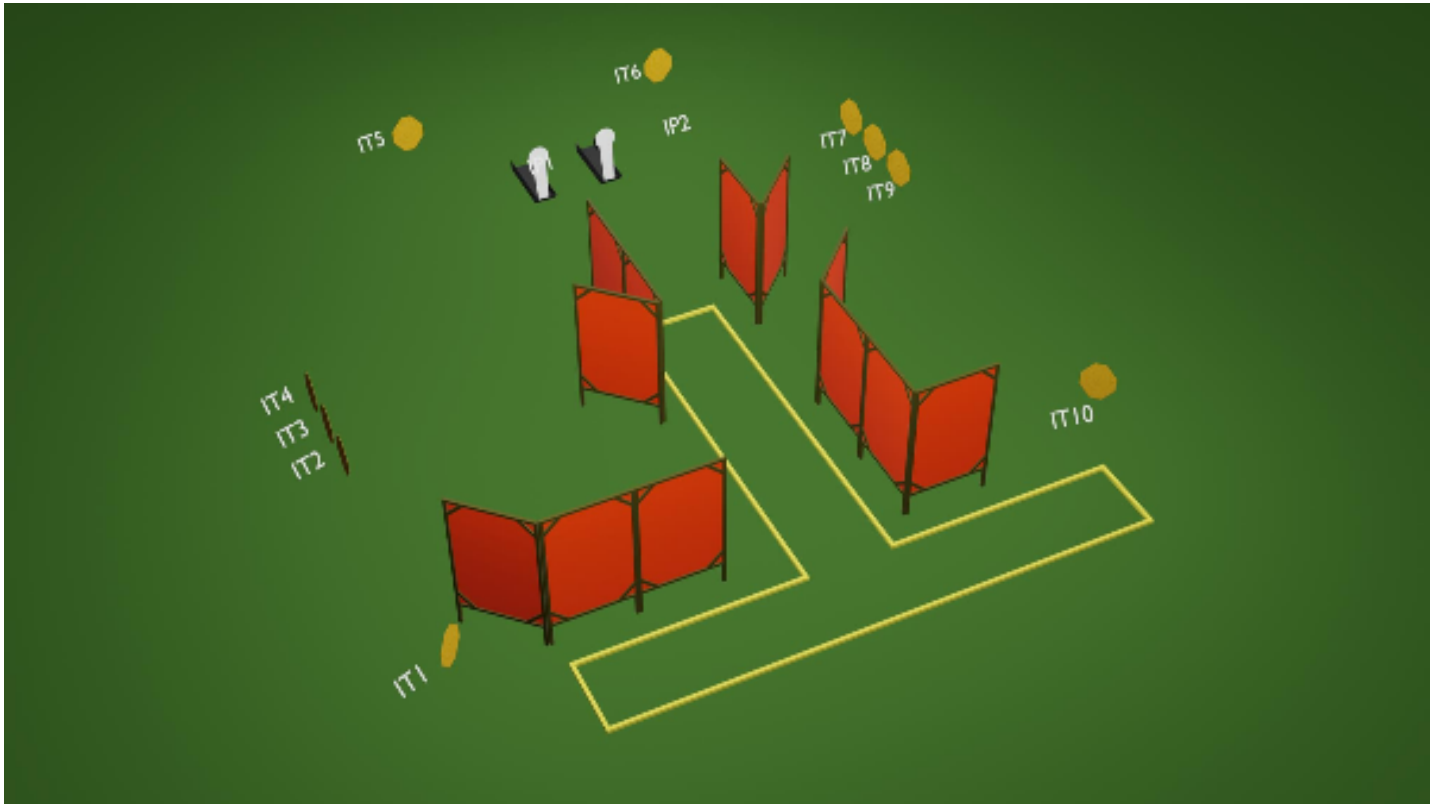
3. Stage 3



CoF	Comstock - Medium	Points	110 p
Targets	10 paper, 2 plates, 2 no-shoot, Total 12 targets	Min rounds	22
Firearm	Handgun	Match-%	15.07%

Procedure	On audible signal, engage targets from designated area.
Starting position	Start normal standing on the marked position.
Firearm ready condition	Gun loaded and holstered.
Start on	Audible signal
Stop on	Last shot
Penalties	As per current edition of rules
Safety angles	Left marked on stage, right 90°, up 90°
Setup notes	

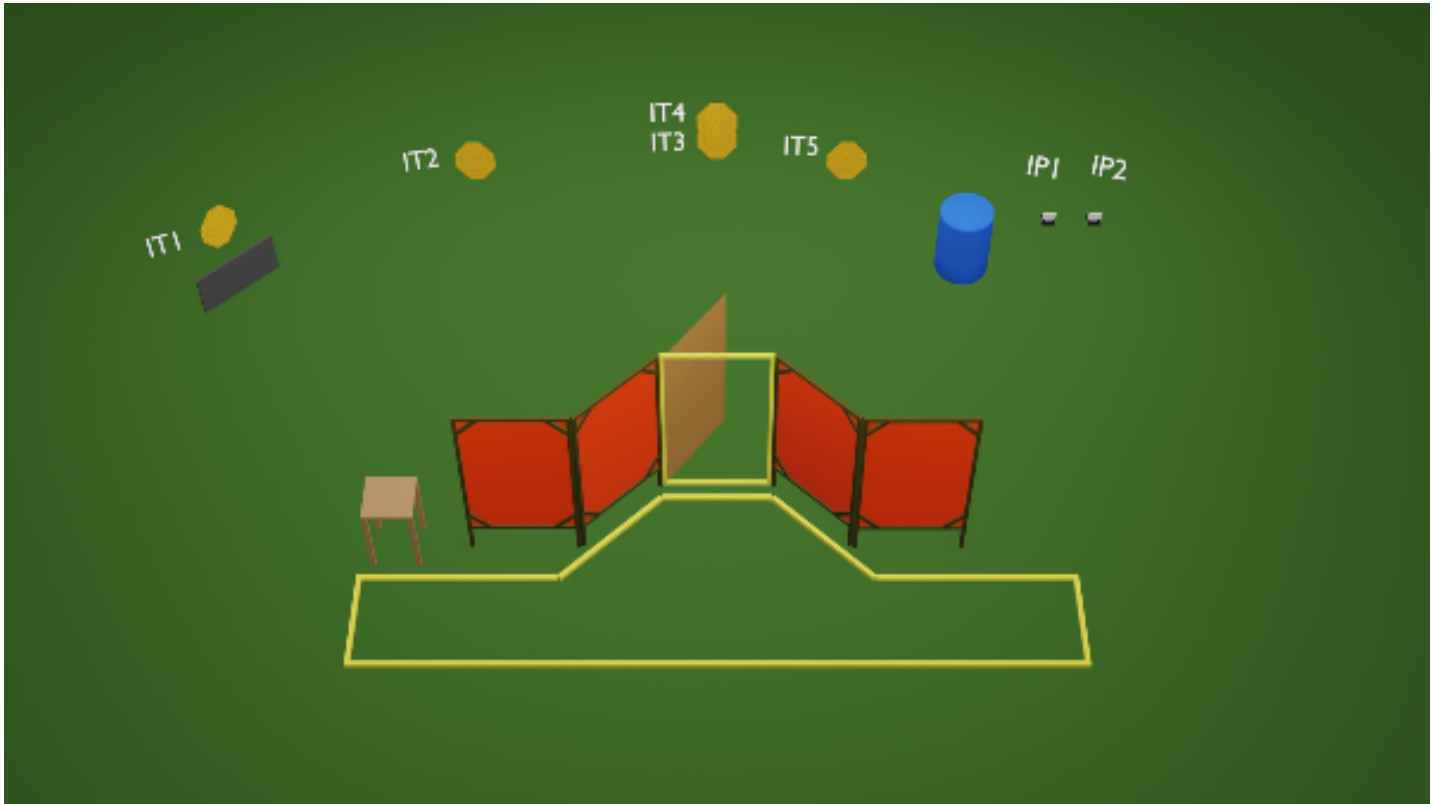
4. Stage 4



CoF	Comstock - Medium	Points	110 p
Targets	10 paper, 2 popper, Total 12 targets	Min rounds	22
Firearm	Handgun	Match-%	15.07%

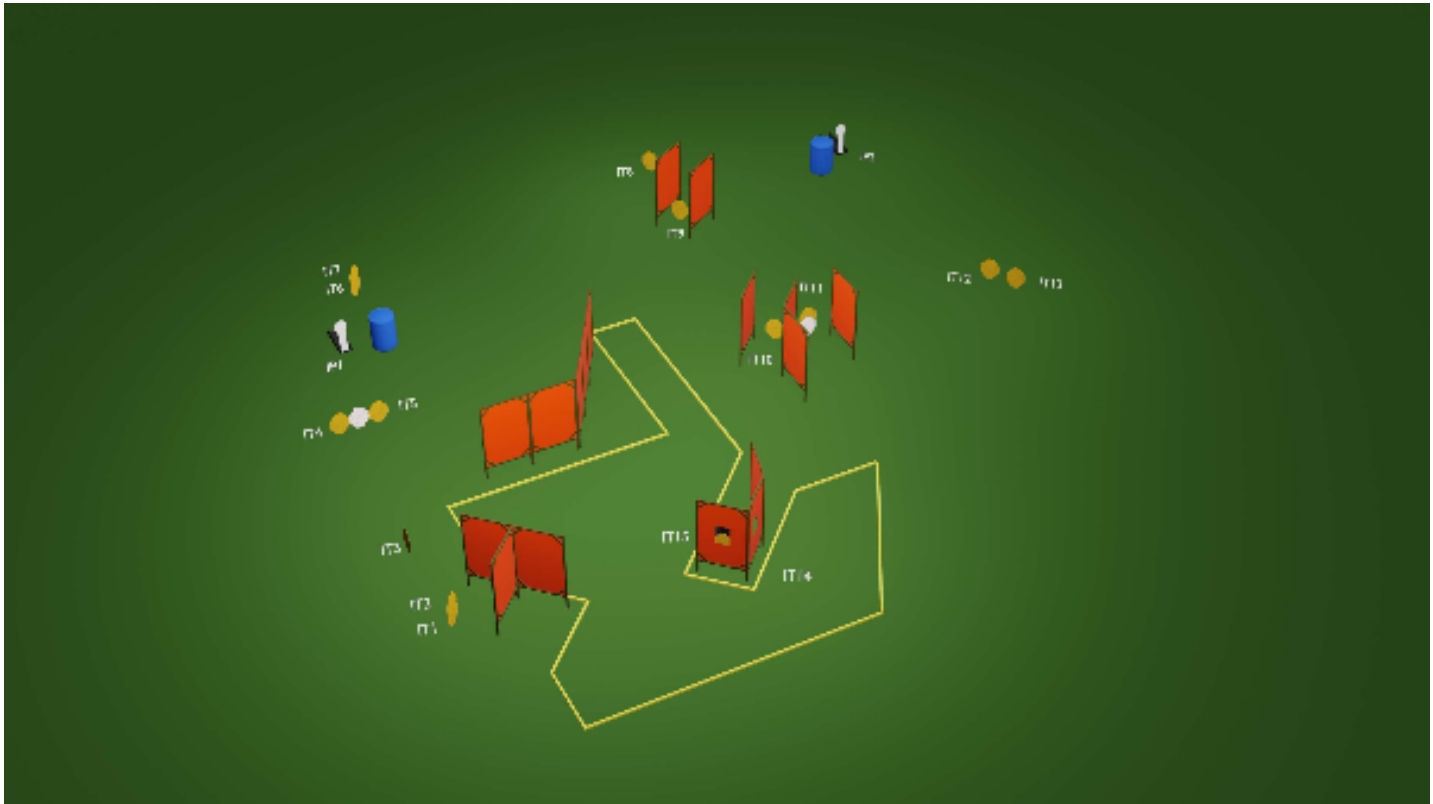
Procedure	On audible signal, engage targets from designated area.
Starting position	Start normal standing freely in the designated area.
Firearm ready condition	Gun loaded and holstered.
Start on	Audible signal
Stop on	Last shot
Penalties	As per current edition of rules,
Safety angles	90°, 90° and 90°
Setup notes	

5. Stage 5



CoF	Comstock - Short	Points	60 p
Targets	5 paper, 2 plates, Total 7 targets	Min rounds	12
Firearm	Handgun	Match-%	8.22%
Procedure	On audible signal, engage targets from designated area. Pulling the string on table activates swinger IT1.		
Starting position	Start normal standing freely in the designated area.		
Firearm ready condition	Gun loaded and holstered.		
Start on	Audible signal		
Stop on	Last shot		
Penalties	As per current edition of rules		
Safety angles	Left and right marked on stage, up 90°		
Setup notes			

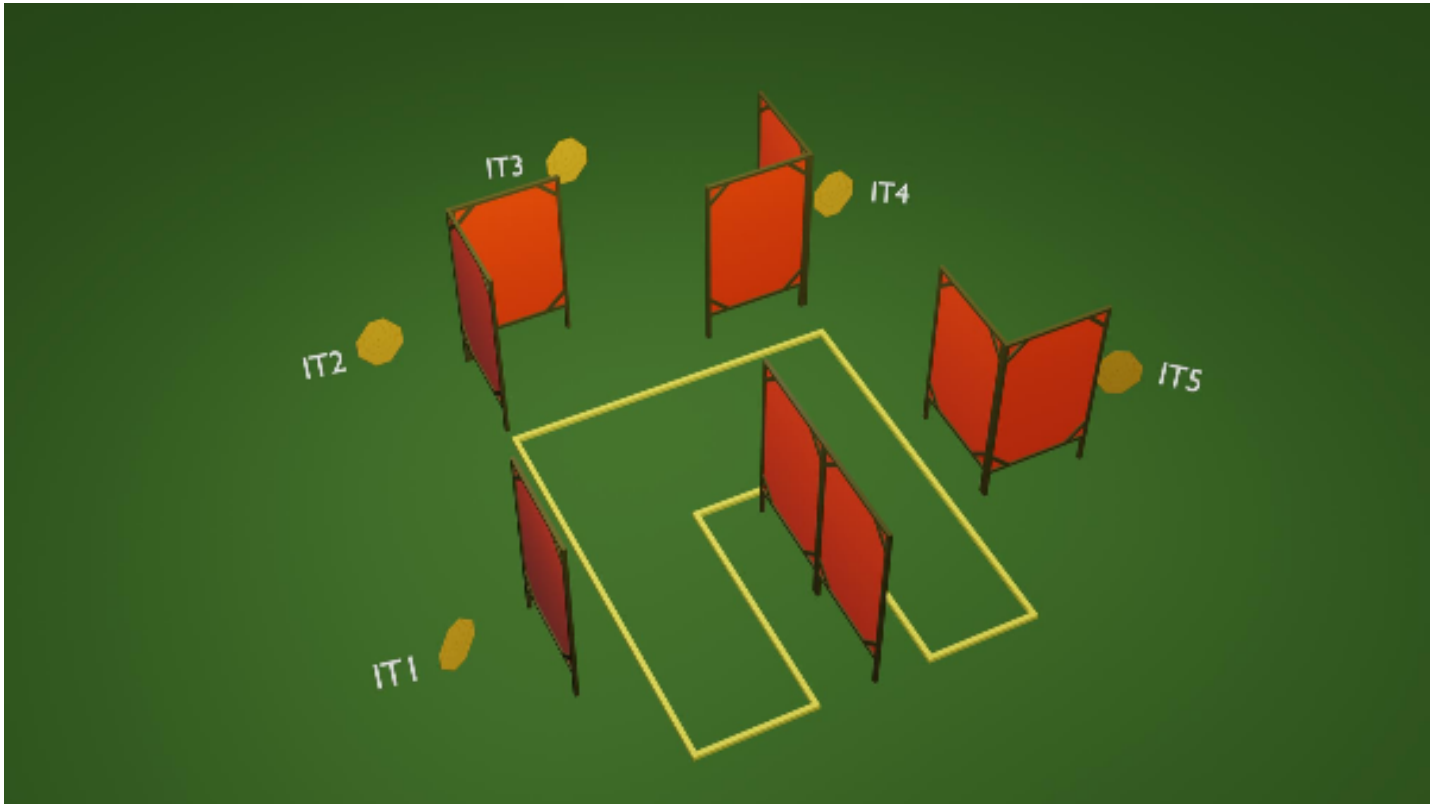
6. Stage 6



CoF	Comstock - Long	Points	160 p
Targets	15 paper, 2 popper, 2 no-shoot, Total 17 targets	Min rounds	32
Firearm	Handgun	Match-%	21.92%

Procedure	On audible signal, engage targets from designated area.
Starting position	Start normal standing freely in the designated area.
Firearm ready condition	Gun loaded and holstered.
Start on	Audible signal
Stop on	Last shot
Penalties	As per current edition of rules
Safety angles	90°, 90° and 90°
Setup notes	

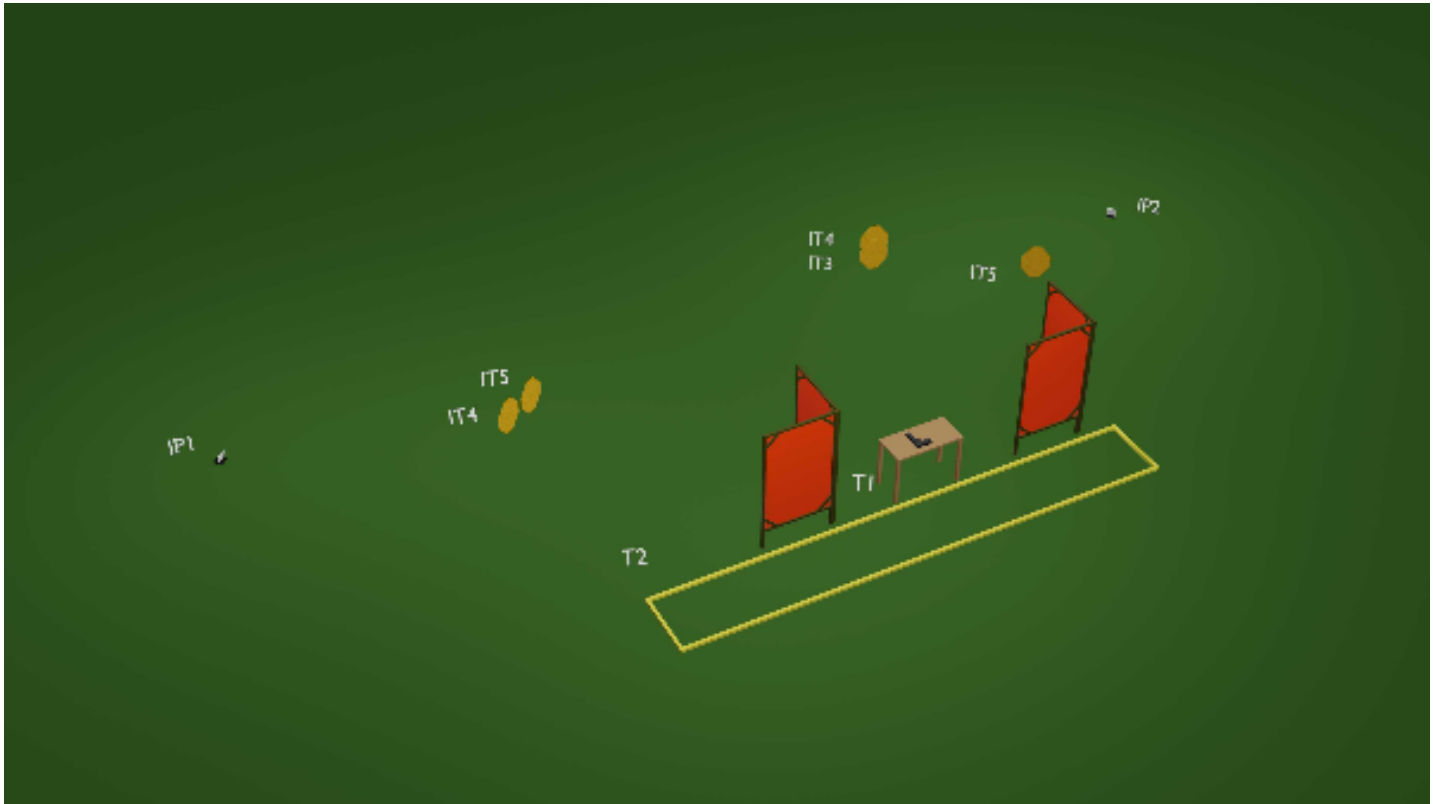
7. Stage 7



CoF	Comstock - Short	Points	60 p
Targets	6 paper, Total 6 targets	Min rounds	12
Firearm	Handgun	Match-%	8.22%

Procedure	On audible signal, engage targets from designated area using STRONG HAND ONLY.
Starting position	Start normal standing freely in the designated area.
Firearm ready condition	Gun loaded and holstered.
Start on	Audible signal
Stop on	Last shot
Penalties	As per current edition of rules
Safety angles	Left and right marked on stage, up 90°
Setup notes	

8. Stage 8



CoF	Comstock - Short	Points	60 p
Targets	5 paper, 2 plates, 1 no-shoot, Total 7 targets	Min rounds	12
Firearm	Handgun	Match-%	8.22%

Procedure	On audible signal, engage targets from designated area using WEAK HAND ONLY.
Starting position	Start normal standing freely in the designated area.
Firearm ready condition	Gun loaded and placed on marked spot on the table T2.
Start on	Audible signal
Stop on	Last shot
Penalties	As per current edition of rules
Safety angles	Left and right marked on stage, up 90°
Setup notes	