
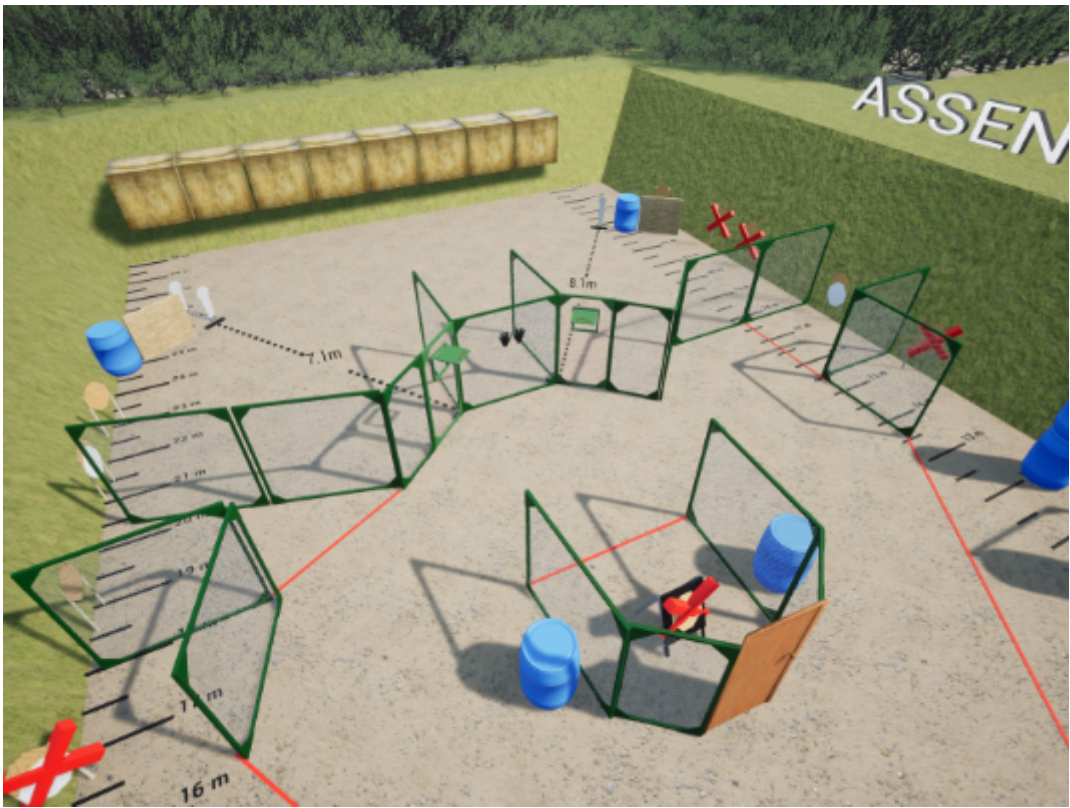


1. Stage 1




CoF	Comstock - Short	Points	60 p
Targets	6 paper, Total 6 targets	Min rounds	12
Firearm	Handgun	Match-%	5.63%
Procedure	On signal engage all targets.		
Starting position	Standing anywhere, as demonstrated by the RO.		
Firearm ready condition	Unloaded, empty chamber, empty magwell, lying inside box with both hatches applied		
Start on	Audible signal		
Stop on	Last shot		
Penalties	As per current edition of rules		
Safety angles	L/R		
Setup notes			

2. Stage 2




CoF	Comstock - Medium	Points	80 p
Targets	6 paper, 4 popper, Total 10 targets	Min rounds	16
Firearm	Handgun	Match-%	7.51%
Procedure	On signal engage all targets. P2 activates T4 and P4 activated T5 both will remain visible at rest.		
Starting position	Standing hands touching net, as demonstrated by the RO.		
Firearm ready condition			
Start on	Audible signal		
Stop on	Last shot		
Penalties	As per current edition of rules		
Safety angles	L/R		
Setup notes			

3. Stage 3



CoF	Comstock - Medium	Points	110 p
Targets	10 paper, 2 popper, Total 12 targets	Min rounds	22
Firearm	Handgun	Match-%	10.33%
Procedure	On signal engage all targets. P2 activates T3 which will remain visible at rest		
Starting position	Standing anywhere, as demonstrated by the RO.		
Firearm ready condition			
Start on	Audible signal		
Stop on	Last shot		
Penalties	As per current edition of rules		
Safety angles	L/R		
Setup notes			


4. Stage 4



CoF	Comstock - Long	Points	150 p
Targets	14 paper, 2 popper, Total 16 targets	Min rounds	30
Firearm	Handgun	Match-%	14.08%

Procedure	On signal engage all targets. P2 activates T3, and P4 activates T6 which will remain visible at rest
Starting position	Standing hands touching door, as demonstrated by the RO.
Firearm ready condition	Unloaded lying on one barrel, all magazines to be used on the other barrel
Start on	Audible signal
Stop on	Last shot
Penalties	As per current edition of rules
Safety angles	L/R
Setup notes	

5. Stage 5



CoF	Comstock - Medium	Points	70 p
Targets	7 paper, Total 7 targets	Min rounds	14
Firearm	Handgun	Match-%	6.57%

Procedure	On signal engage all targets.
Starting position	Standing anywhere, as demonstrated by the RO.
Firearm ready condition	
Start on	Audible signal
Stop on	Last shot
Penalties	As per current edition of rules
Safety angles	L/R
Setup notes	

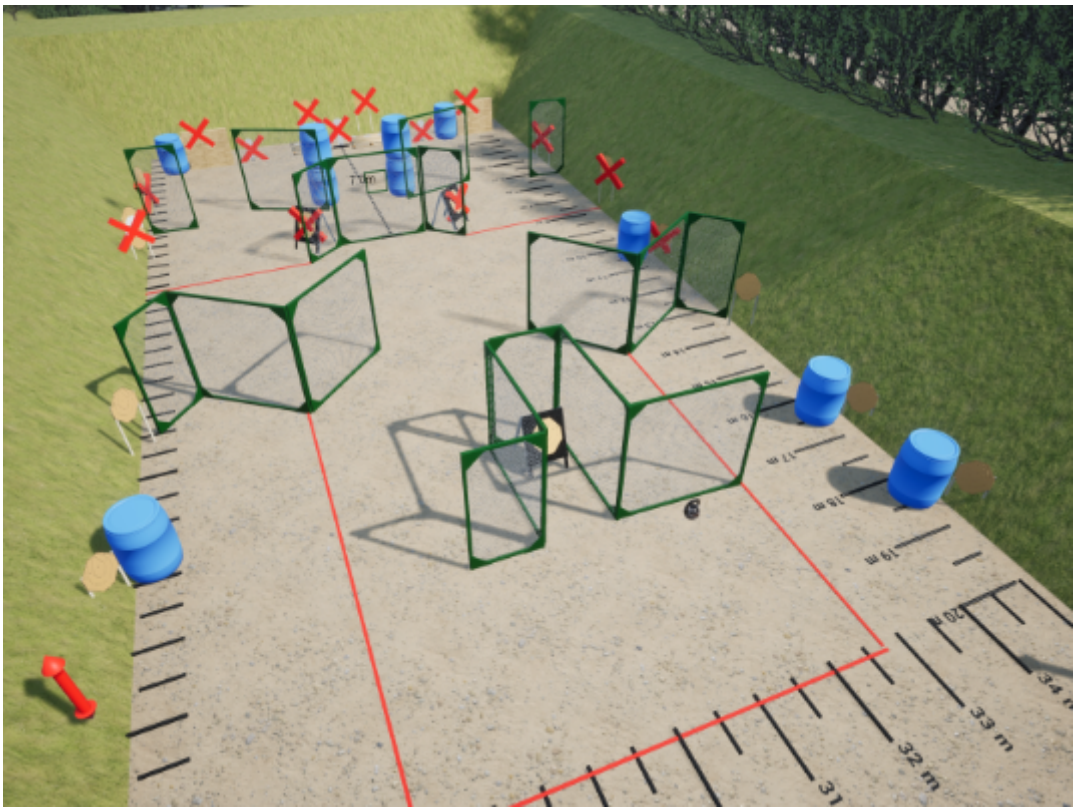
6. Stage 6



CoF	Comstock - Medium	Points	105 p
Targets	10 paper, 1 popper, Total 11 targets	Min rounds	21
Firearm	Handgun	Match-%	9.86%


Procedure	On signal engage all targets.
Starting position	Standing anywhere, as demonstrated by the RO.
Firearm ready condition	Unloaded and holstered, alle magazines to be used inside the box with both hatches applied
Start on	Audible signal
Stop on	Last shot
Penalties	As per current edition of rules
Safety angles	L/R
Setup notes	

7. Stage 7



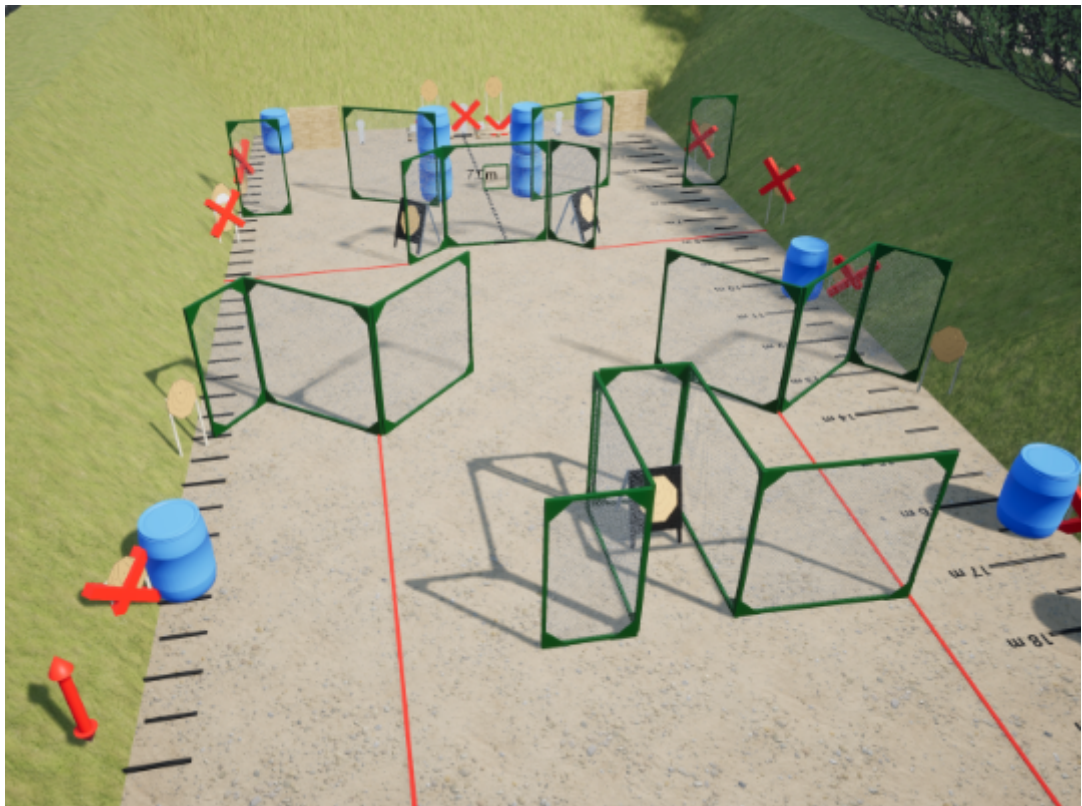
CoF	Comstock - Short	Points	60 p
Targets	6 paper, Total 6 targets	Min rounds	12
Firearm	Handgun	Match-%	5.63%
Procedure	On signal engage all targets. Kettlebell must be in one hand one the first and last shot. It is not allowed to throw the kettlebell over the wall they are infinity high according to the rules.		
Starting position	Standing in front of the kettlebell, as demonstrated by the RO.		
Firearm ready condition			
Start on	Audible signal		
Stop on	Last shot		
Penalties	As per current edition of rules		
Safety angles	L/R		
Setup notes			

8. Stage 8



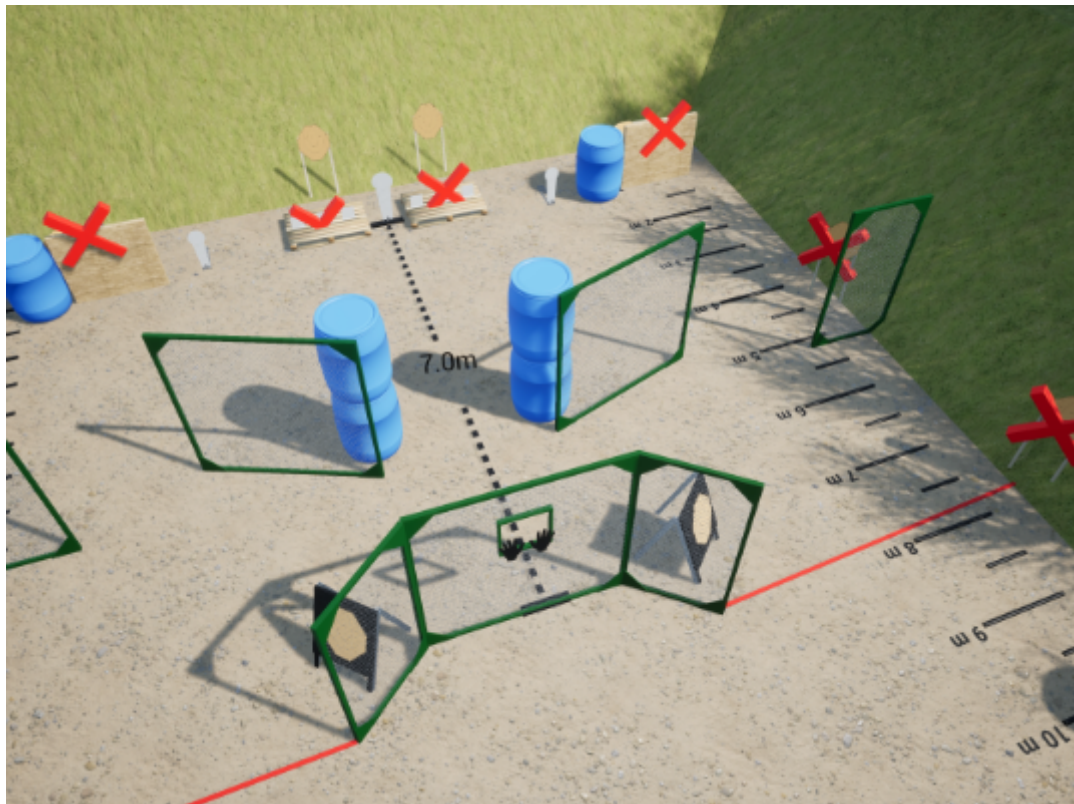
CoF	Comstock - Long	Points	155 p
Targets	11 paper, 3 popper, 6 plates, Total 20 targets	Min rounds	31
Firearm	Handgun	Match-%	14.55%
Procedure	On signal engage all targets. P1 activated T6 witch will remain visible at rest.		
Starting position	Standing anywhere, as demonstrated by the RO.		
Firearm ready condition	Loaded, empty chamber, magasin inserted, revolver cylinder loaded		
Start on	Audible signal		
Stop on	Last shot		
Penalties	As per current edition of rules		
Safety angles	L/R		
Setup notes			

9. Stage 9



CoF	Comstock - Medium	Points	100 p
Targets	9 paper, 2 popper, Total 11 targets	Min rounds	20
Firearm	Handgun	Match-%	9.39%
Procedure	On signal engage all targets. P1 activates T3 and P2 activated T6 both will remain visible at rest.		
Starting position	Standing anywhere, as demonstrated by the RO.		
Firearm ready condition			
Start on	Audible signal		
Stop on	Last shot		
Penalties	As per current edition of rules		
Safety angles	L/R		
Setup notes			


10. Stage 10 - STRONG HAND



CoF	Comstock - Short	Points	55 p
Targets	4 paper, 3 popper, Total 7 targets	Min rounds	11
Firearm	Handgun	Match-%	5.16%

Procedure	On signal engage all targets. Strong hand only
Starting position	Standing hands touching yellow frame, as demonstrated by the RO.
Firearm ready condition	
Start on	Audible signal
Stop on	Last shot
Penalties	As per current edition of rules
Safety angles	L/R
Setup notes	


11. Stage 11



CoF	Comstock - Medium	Points	70 p
Targets	6 paper, 2 popper, Total 8 targets	Min rounds	14
Firearm	Handgun	Match-%	6.57%

Procedure	On signal engage all targets.
Starting position	Standing anywhere, as demonstrated by the RO.
Firearm ready condition	
Start on	Audible signal
Stop on	Last shot
Penalties	As per current edition of rules
Safety angles	L/R
Setup notes	

12. Stage 12



CoF	Comstock - Short	Points	50 p
Targets	5 paper, Total 5 targets	Min rounds	10
Firearm	Handgun	Match-%	4.69%

Procedure	On signal engage all targets.
Starting position	Standing anywhere, as demonstrated by the RO.
Firearm ready condition	Unloaded, empty chamber, empty magwell.
Start on	Audible signal
Stop on	Last shot
Penalties	As per current edition of rules
Safety angles	L/R
Setup notes	