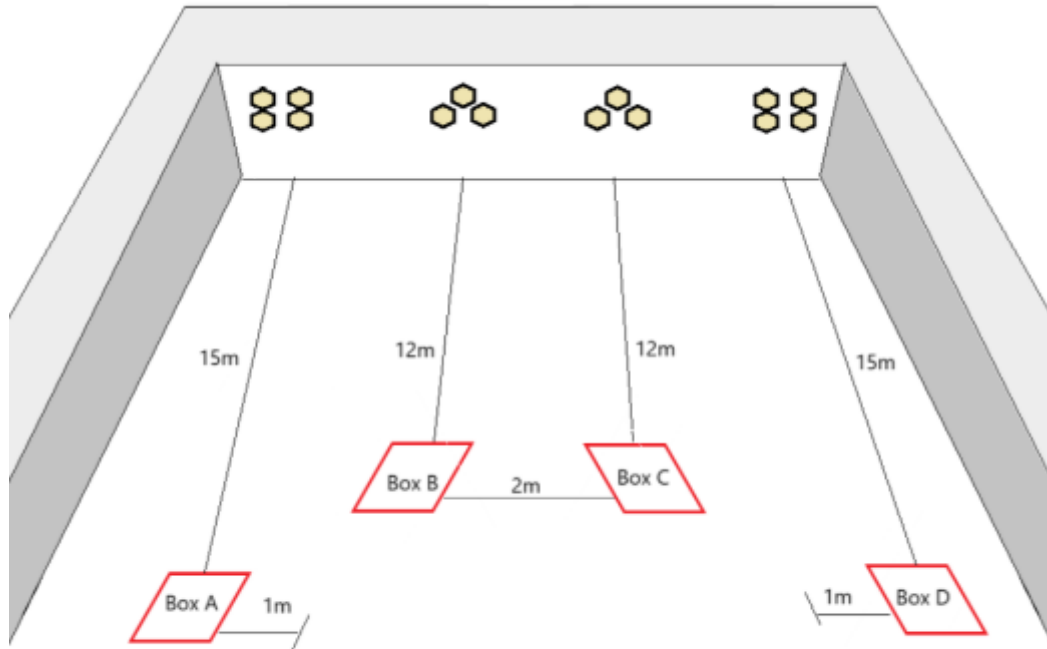


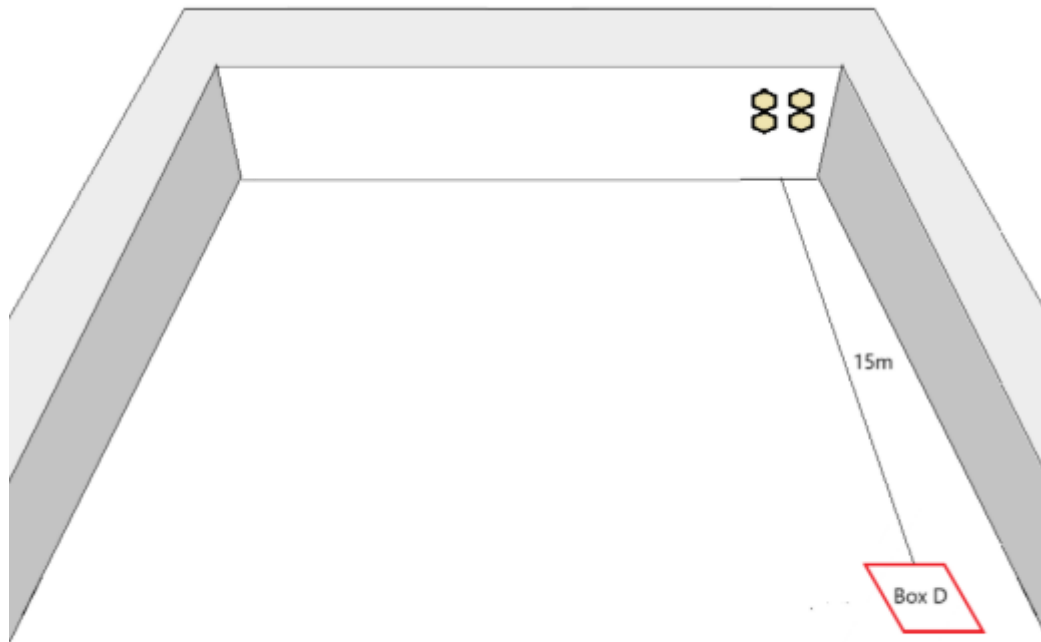
# 1. MR PL - Stage 1



CoF	Comstock - Long	Points	140 p
Targets	14 paper, Total 14 targets	Min rounds	28
Firearm	Mini Rifle	Match-%	16.87%

Procedure	IPSC Mini Targets for ALL STAGES> On audible start signal engage targets in front of your shooting area. Then move to each of the boxes in any order and engage the targets in front of each box. All shooting from a shooting box, no cross lane shooting,		
Starting position	Standing upright in either Box A or Box D. Gun held in two hands at hip level.		
Firearm ready condition	Loaded Option 1		
Start on	Audible signal		
Stop on	Last shot		
Penalties	As per current edition of rules		
Safety angles	90/90/90 or Local MAR if applicable		
Setup notes			

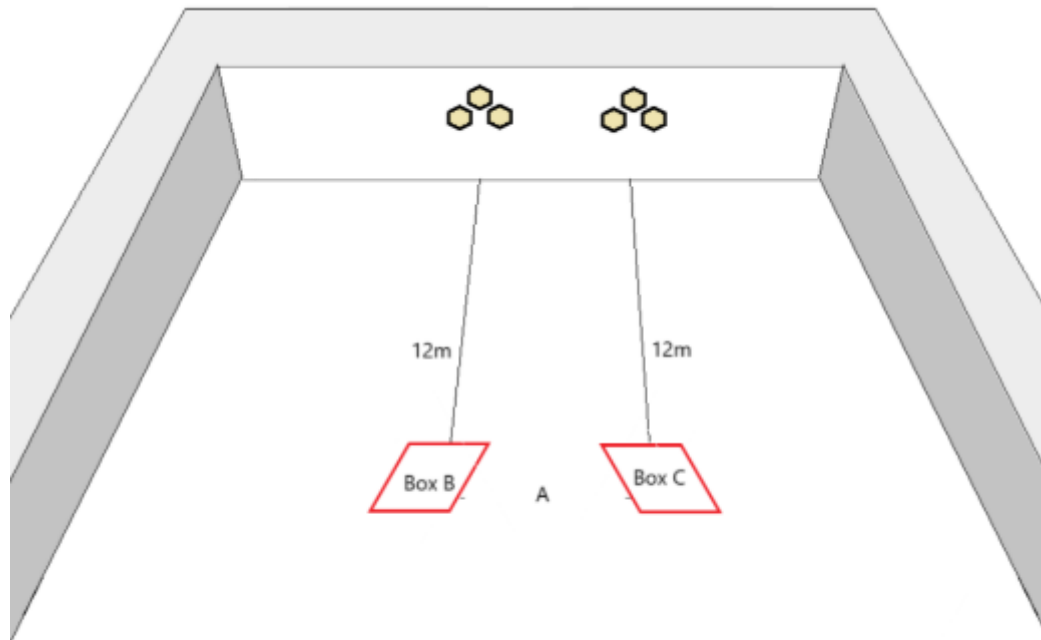
## 2. MR PL Stage 2



CoF	Comstock - Short	Points	40 p
Targets	4 paper, Total 4 targets	Min rounds	8
Firearm	Mini Rifle	Match-%	4.82%

Procedure	NOTE Stages 2 - 4 can be shot one after the other. On audible start signal engage targets.		
Starting position	Standing upright anywhere on Box D. Gun held at trail in either hand.		
Firearm ready condition	Unloaded Option 3		
Start on	Audible signal		
Stop on	Last shot		
Penalties	As per current edition of rules		
Safety angles	90/90/90 or local MAR if applicable		
Setup notes	Use Box D from stage 1		

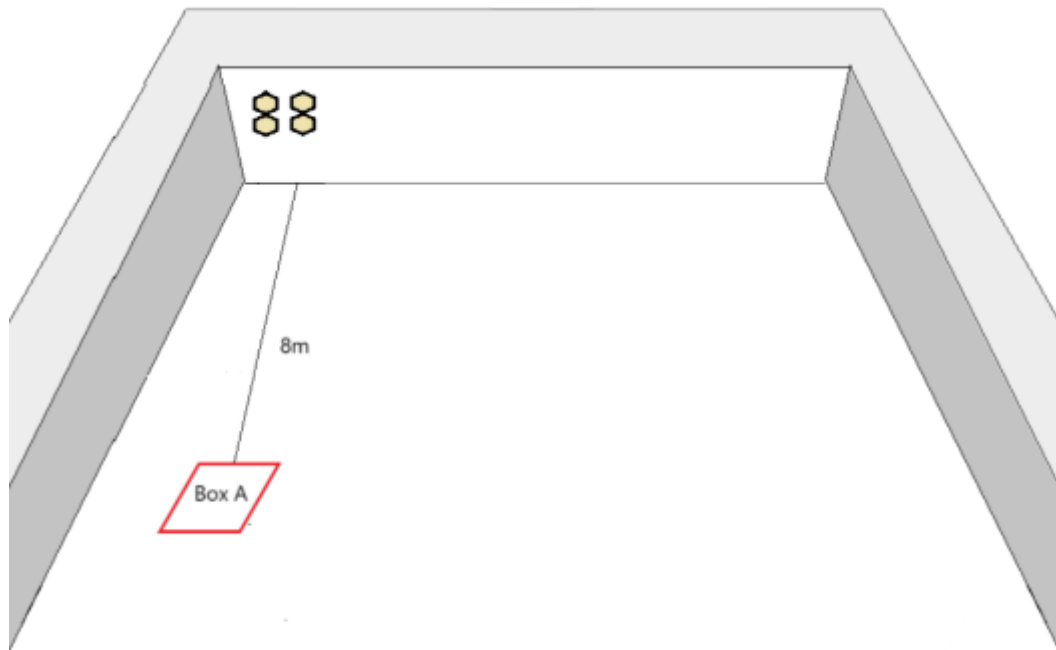
### 3. MR PL Stage 3



CoF	Comstock - Medium	Points	60 p
Targets	6 paper, Total 6 targets	Min rounds	12
Firearm	Mini Rifle	Match-%	7.23%

Procedure	On the audible start signal move to either box and engage the targets in front of you. Move to the other box and engage the remaining targets.
Starting position	Standing upright half way between the two shooting boxes at A, with gun held in two hands at hip level
Firearm ready condition	Loaded Option 1
Start on	Audible signal
Stop on	Last shot
Penalties	As per current edition of rules
Safety angles	90/90/90 or Local MAR if applicable
Setup notes	Use boxes B & C from Stage 1.

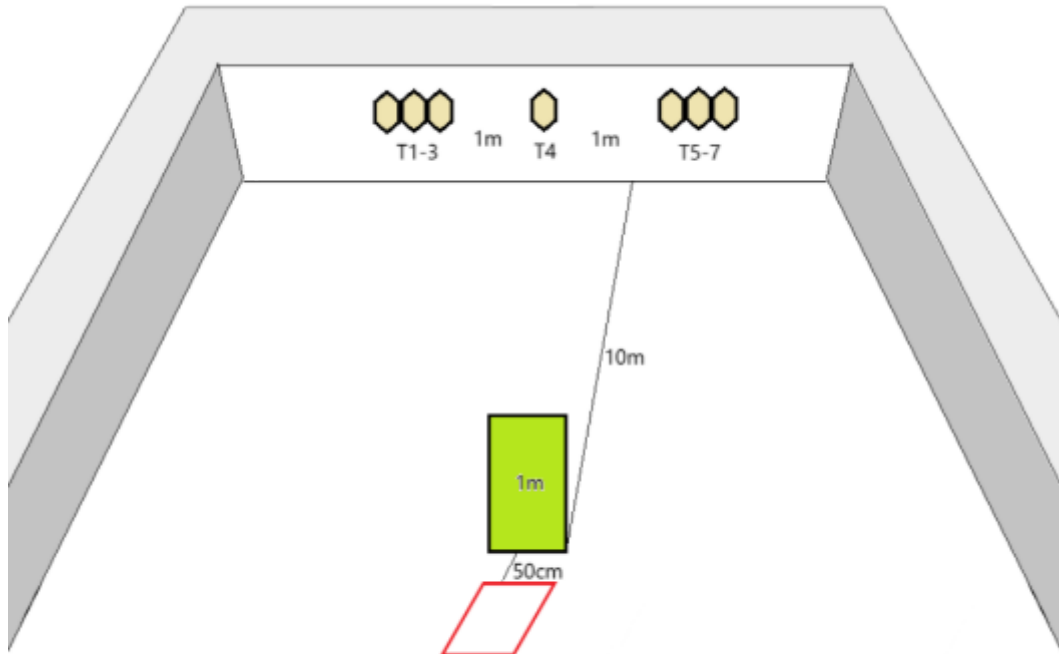
## 4. MR PL Stage 4



CoF	Comstock - Medium	Points	60 p
Targets	4 paper, Total 4 targets	Min rounds	12
Firearm	Mini Rifle	Match-%	7.23%

Procedure	On audible start signal engage targets with a MAXIMUM of 2 rounds on each. Carry out a compulsory reload and engage targets with a Minimum of one round on each.		
Starting position	Standing upright with gun held in two hands at waist level.		
Firearm ready condition	Loaded Option 1		
Start on	Audible signal		
Stop on	Last shot		
Penalties	As per current edition of rules		
Safety angles	90/90/90 or Local MAR.		
Setup notes	Use target set up for Box A from Stage 1 but move shooting box forward to 8 meters.o		

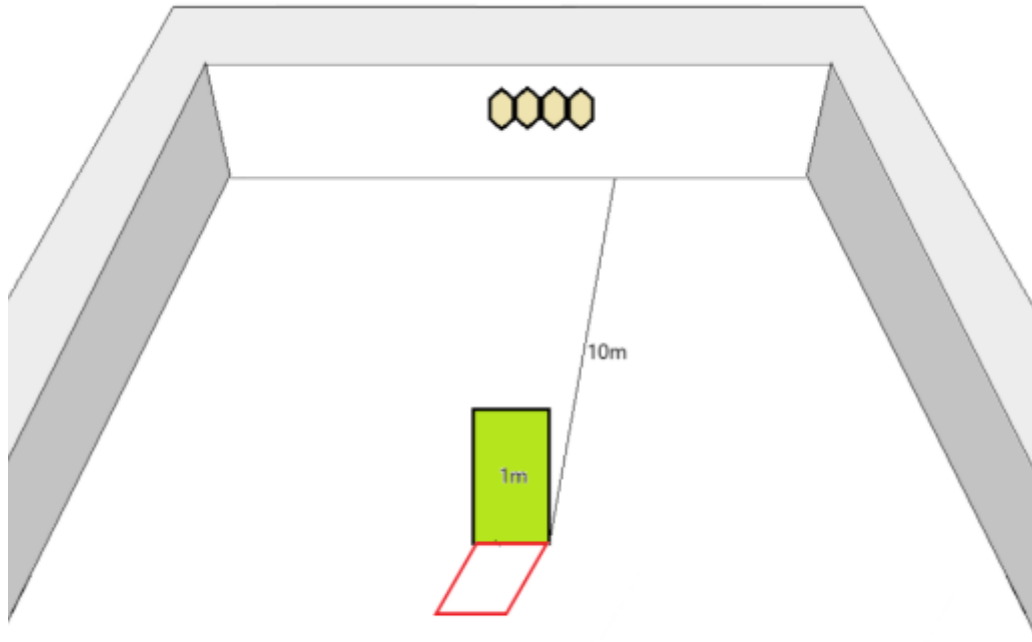
## 5. MR PL Stage 5



CoF	Comstock - Medium	Points	70 p
Targets	7 paper, Total 7 targets	Min rounds	14
Firearm	Mini Rifle	Match-%	8.43%

Procedure	On audible start signal engage targets as they become visible. T1 - T3 from around the left hand side of the barricade and T5 - T7 around the right hand side. T4 may be engaged from either side,
Starting position	Standing upright within shooting area. gun held in two hands at Hip level.
Firearm ready condition	Loaded Option 1
Start on	Audible signal
Stop on	Last shot
Penalties	As per current edition of rules
Safety angles	90/90/90 or Local MAR if applicable.
Setup notes	

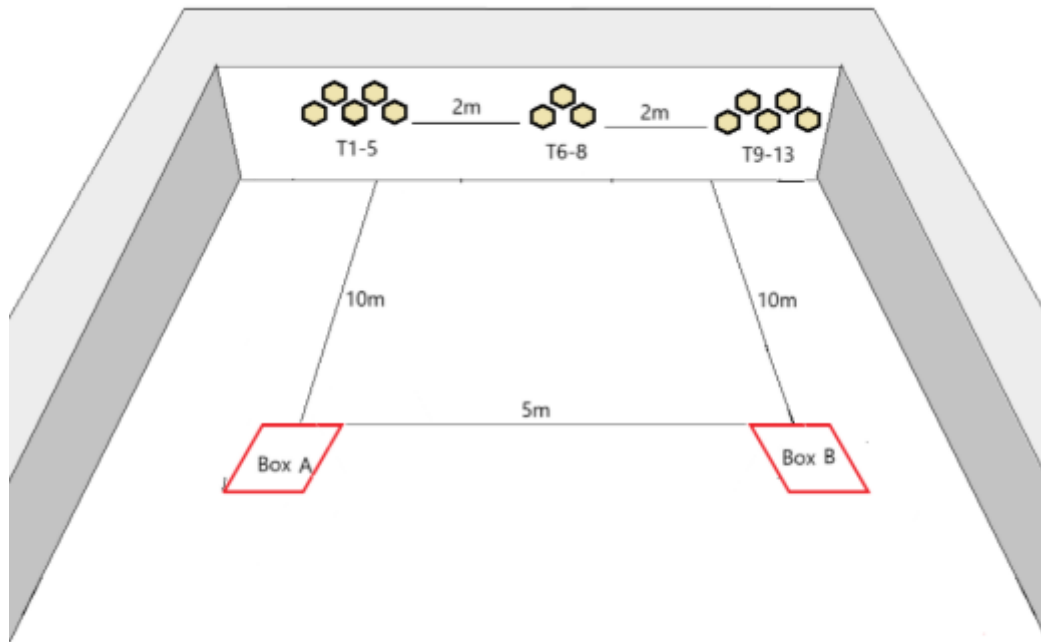
## 6. MR PL Stage 6



CoF	Comstock - Short	Points	40 p
Targets	4 paper, Total 4 targets	Min rounds	8
Firearm	Mini Rifle	Match-%	4.82%

Procedure	On audible start signal engage targets as they become visible.
Starting position	Standing upright within shooting area. gun held in two hands at Hip level.
Firearm ready condition	Loaded Option 1
Start on	Audible signal
Stop on	Last shot
Penalties	As per current edition of rules
Safety angles	90/90/90 or Local MAR if applicable.
Setup notes	Use set up from stage 5, move shooting box up to the barricade.

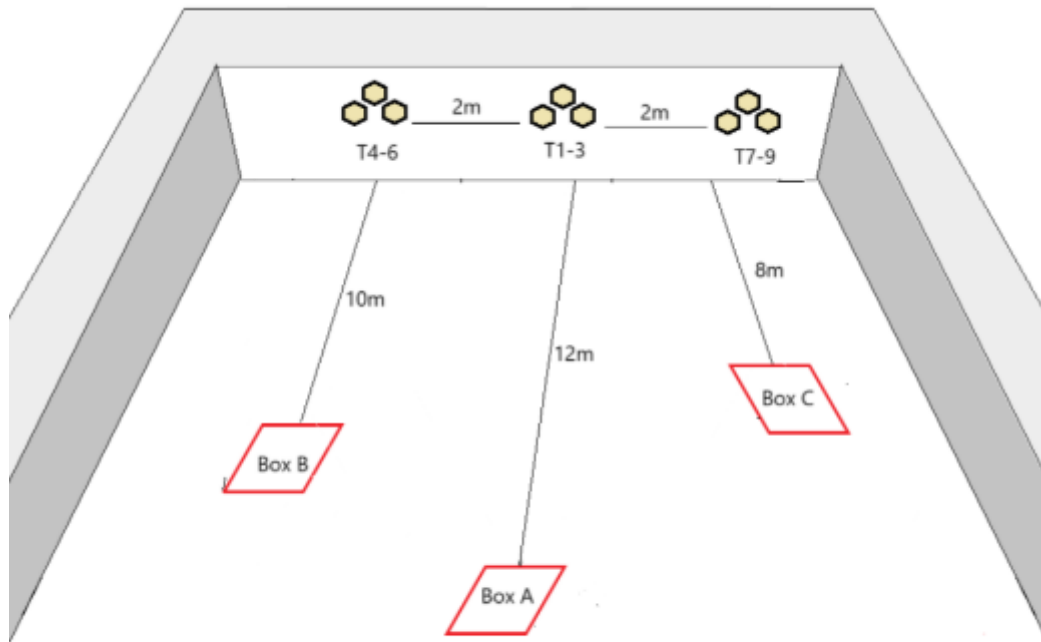
## 7. MR PL Stage 7



CoF	Comstock - Long	Points	130 p
Targets	13 paper, Total 13 targets	Min rounds	26
Firearm	Mini Rifle	Match-%	15.66%

Procedure	On the audible start signal engage the targets in front of the box. Move to the other box. T6 - T8 must be engaged anywhere between the two boxes. Then move to the other box and engage the remaining targets.
Starting position	Standing upright in either shooting box. Gun held in two hands at Hip Level.
Firearm ready condition	Loaded Option 1
Start on	Audible signal
Stop on	Last shot
Penalties	As per current edition of rules
Safety angles	90/90/90
Setup notes	

## 8. MR PL Stage 8

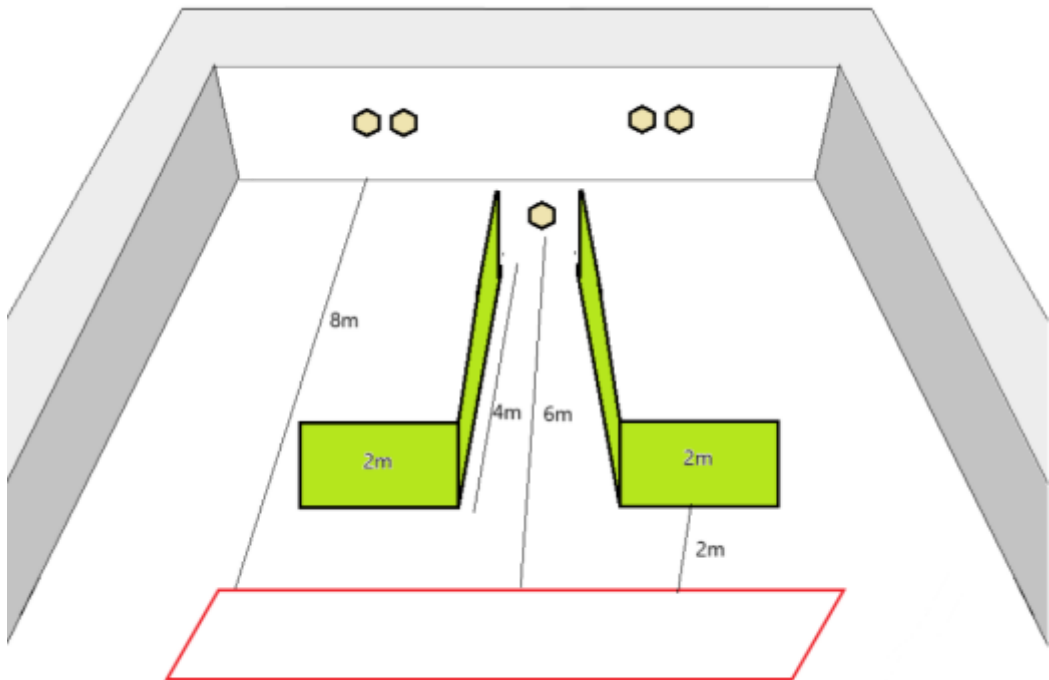


CoF	Comstock - Medium	Points	90 p
Targets	9 paper, Total 9 targets	Min rounds	18
Firearm	Mini Rifle	Match-%	10.84%

Procedure	On audible start signal engage T1-T3 from Box A. Then move to Box B and engage the targets in front of the box. Move to Box C and engage the targets in front of there. All shooting must take place from within the shooting boxes.		
Starting position	Standing Upright anywhere within Shooting Box A. Gun held in two hands at hip level. hands at waist level.		
Firearm ready condition	Loaded Option 1		
Start on	Audible signal		
Stop on	Last shot		
Penalties	As per current edition of rules		
Safety angles	90/90/90		
Setup notes	Use target array from stage 7, add shooting box and remove 4 targets..		

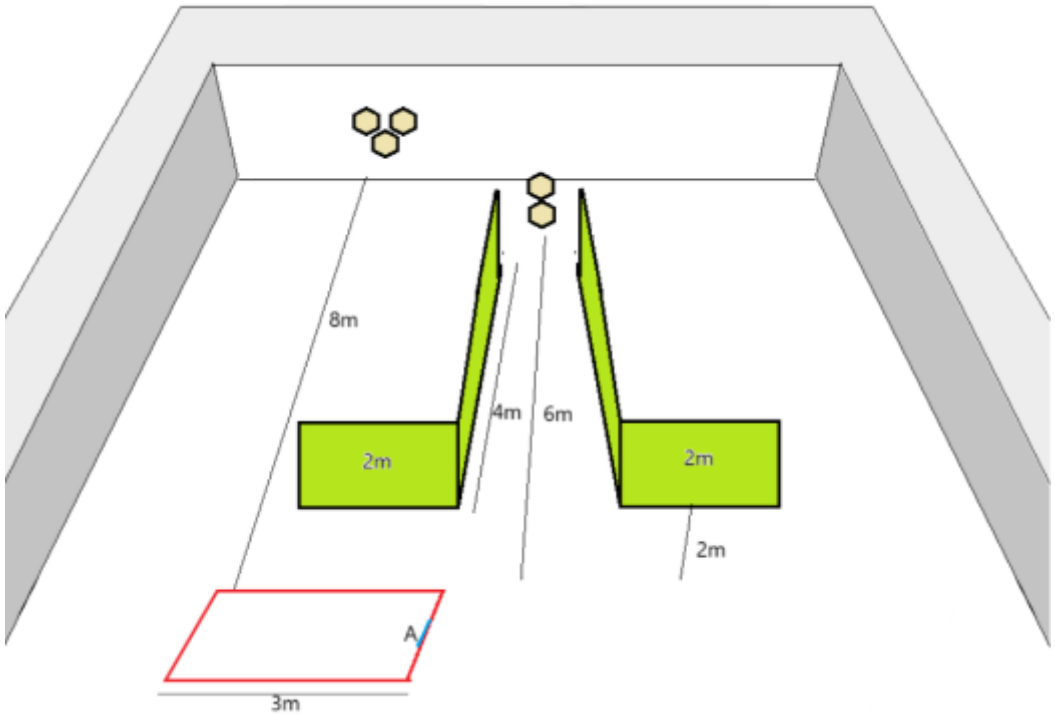


# 9. MR PL Stage 9



CoF	Comstock - Short	Points	50 p
Targets	5 paper, Total 5 targets	Min rounds	10
Firearm	Mini Rifle	Match-%	6.02%
Procedure	On audible start signal engage targets as they become visible.		
Starting position	Standing Upright anywhere within shooting area. Gun held at trail in either hand, other hand hanging naturally by your side.		
Firearm ready condition	Loaded Option 2		
Start on	Audible signal		
Stop on	Last shot		
Penalties	As per current edition of rules		
Safety angles	90/90/90 or Local MAR if applicable.		
Setup notes			

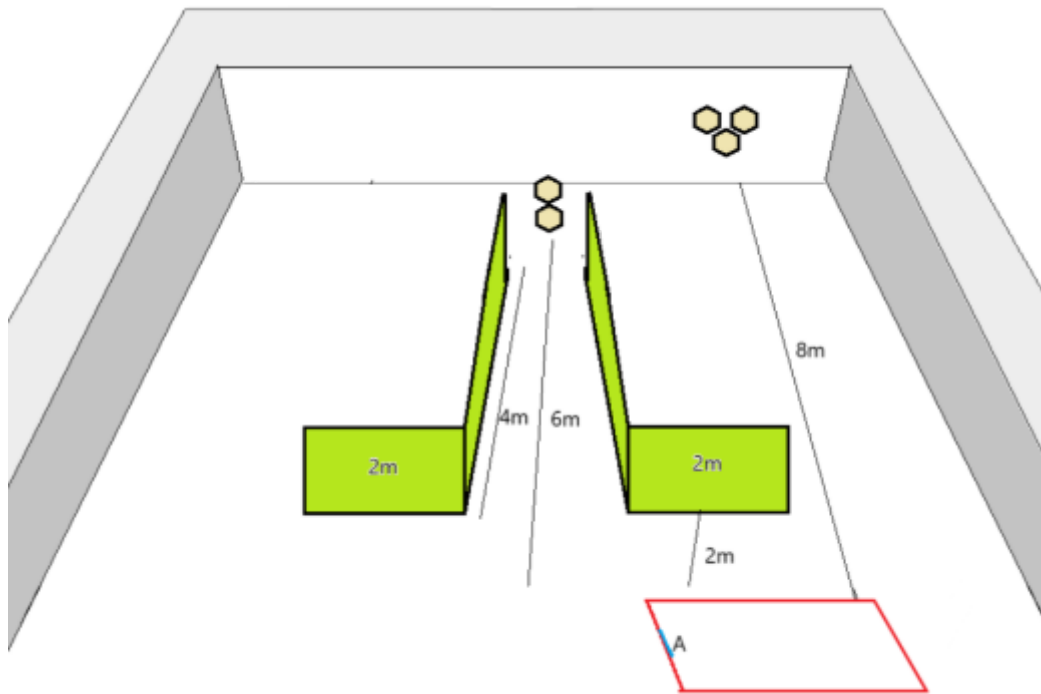
10. MR PL Stage 10



CoF	Comstock - Short	Points	50 p
Targets	5 paper, Total 5 targets	Min rounds	10
Firearm	Mini Rifle	Match-%	6.02%

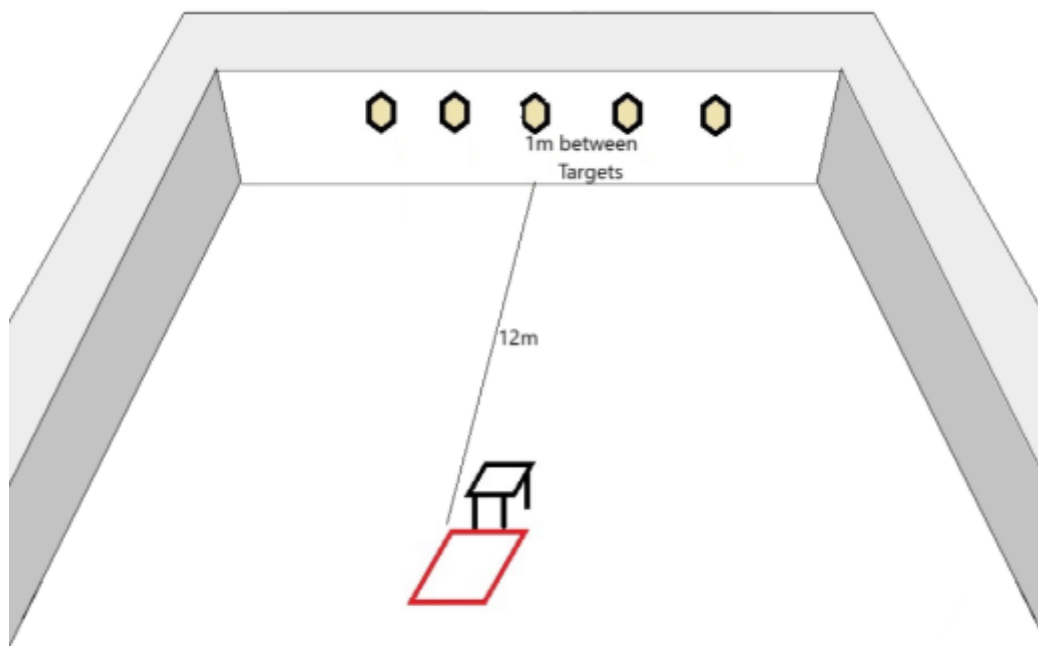
Procedure	On audible start signal, engage targets as they become visible.
Starting position	Standing Upright with 1 foot touching Mark. Gun held in two hands at hip level.hands at waist level.
Firearm ready condition	Loaded Option 1
Start on	Audible signal
Stop on	Last shot
Penalties	As per current edition of rules
Safety angles	90/90/90 or Local MAR if applicable
Setup notes	Use left hand side of Stage 9, add targets and shorten shooting area.

# 11. MR PL Stage 11



CoF	Comstock - Short	Points	50 p
Targets	5 paper, Total 5 targets	Min rounds	10
Firearm	Mini Rifle	Match-%	6.02%
Procedure	On audible start signal, engage targets as they become visible.		
Starting position	Standing Upright with 1 foot touching Mark. Gun held in two hands at hip level.hands at waist level.		
Firearm ready condition	Loaded Option 1		
Start on	Audible signal		
Stop on	Last shot		
Penalties	As per current edition of rules		
Safety angles	90/90/90 or local MAR if applicable		
Setup notes	Use right hand side of Stage 9, add targets and shorten shooting area.		

## 12. MR PL Stage 12



CoF	Comstock - Short	Points	50 p
Targets	5 paper, Total 5 targets	Min rounds	10
Firearm	Mini Rifle	Match-%	6.02%

Procedure	On the audible start signal, engage targets with a MAXIMUM of 1 round on each, Carry out a compulsory reload and again engage targets with a minimum of one round on each from your weak shoulder. Shooting may be seated or standing from behind the confines of the table.		
Starting position	Seated at table, hands flat on table either side of rifle which is also lying flat on table. Magazines placed anywhere on table.		
Firearm ready condition	Unloaded Option 3		
Start on	Audible signal		
Stop on	Last shot		
Penalties	As per current edition of rules		
Safety angles	90/90/90 or local MAR if applicable.		
Setup notes			