


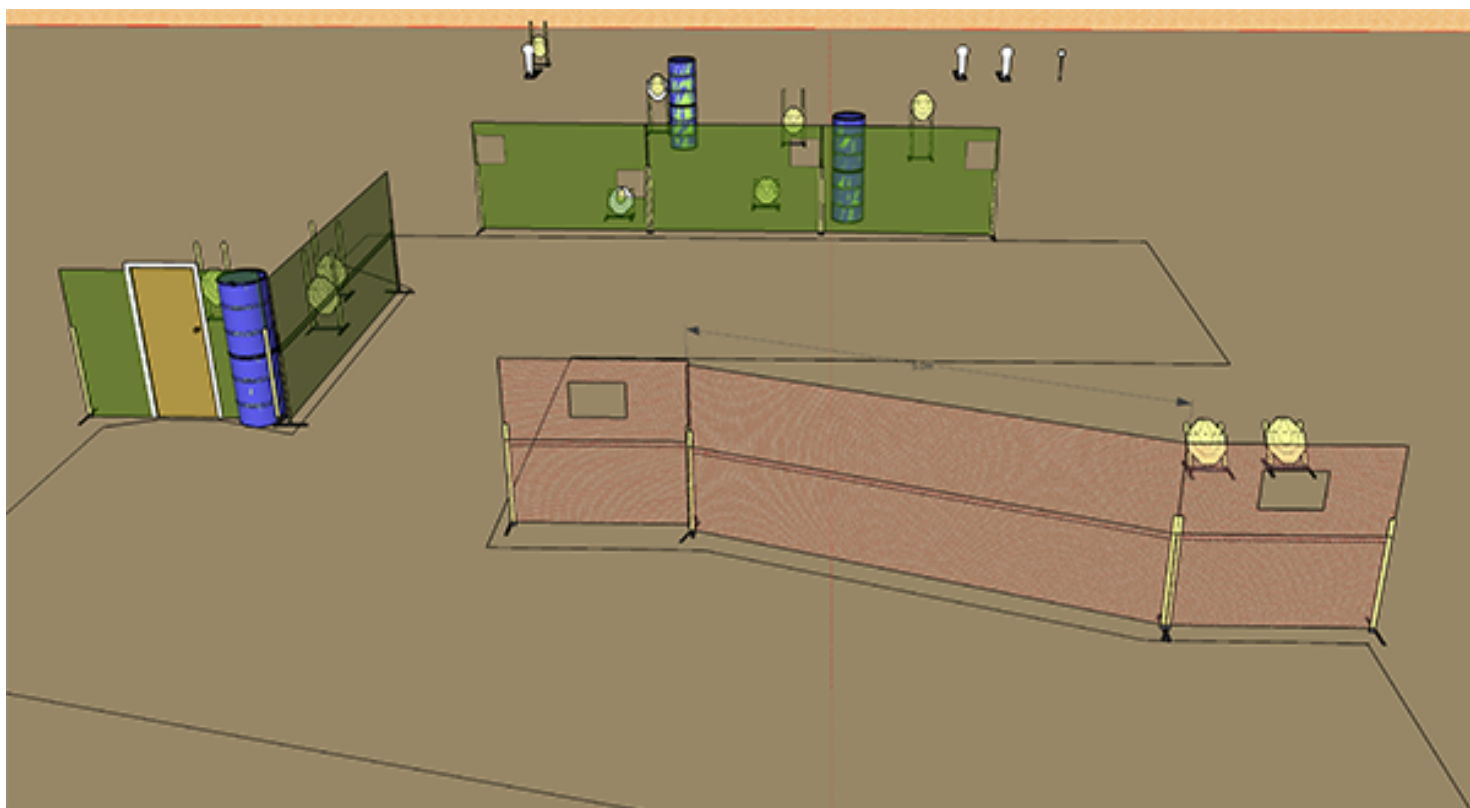
# 1. Stage 1



CoF	Comstock - Medium	Points	80 p
Targets	7 paper, 1 popper, 1 plates, 6 no-shoot, Total 9 targets	Min rounds	16
Firearm	Handgun	Match-%	30.77%

Procedure	On signal engage all targets as visible
Starting position	Gun loaded & holstered, start with toes touching front fault line
Firearm ready condition	
Start on	Audible signal
Stop on	Last shot
Penalties	As per current edition of rules
Safety angles	L/R
Setup notes	

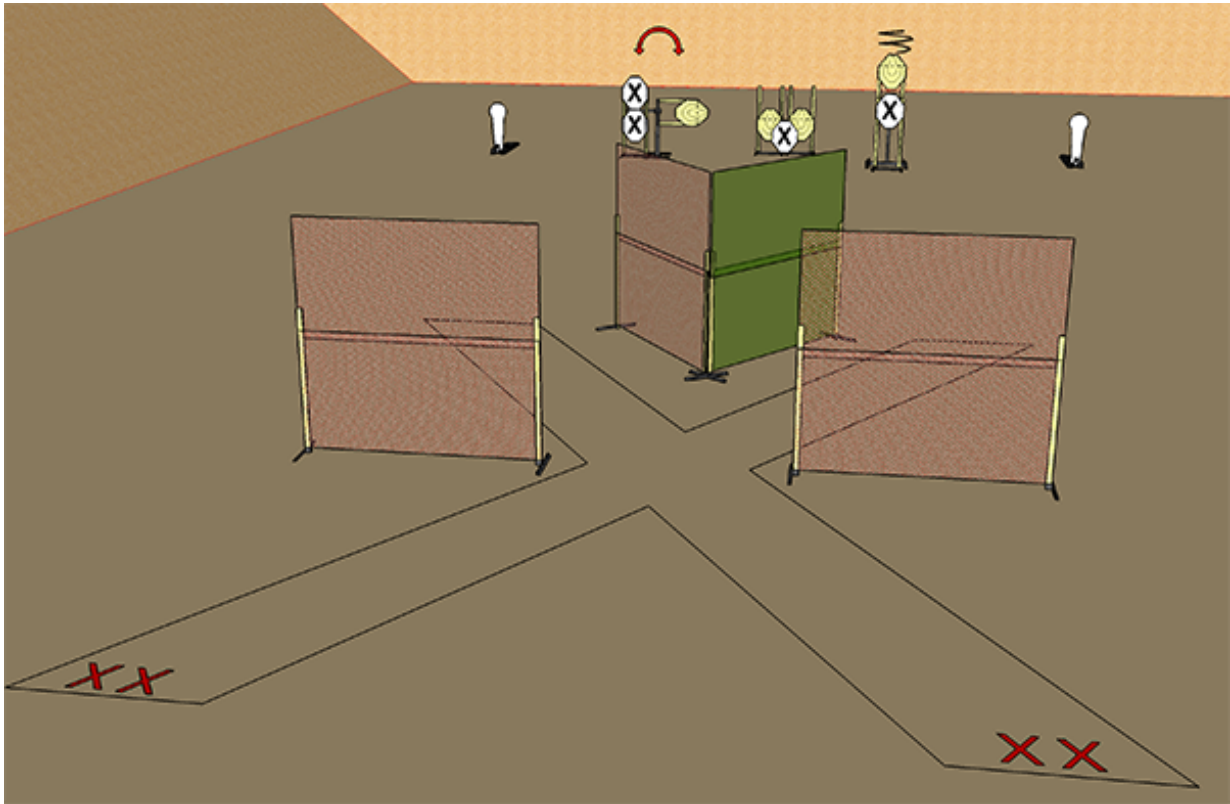
## 2. Stage 2



CoF	Comstock - Long	Points	130 p
Targets	11 paper, 3 popper, 1 plates, 2 no-shoot, Total 15 targets	Min rounds	26
Firearm	Handgun	Match-%	50.00%

Procedure	On Signal engage all targets as visible
Starting position	Gun loaded & holstered, hands on the wall next to the window
Firearm ready condition	
Start on	Audible signal
Stop on	Last shot
Penalties	As per current edition of rules
Safety angles	L/R
Setup notes	

### 3. Stage 3



CoF	Comstock - Short	Points	50 p
Targets	4 paper, 2 popper, 4 no-shoot, Total 6 targets	Min rounds	10
Firearm	Handgun	Match-%	19.23%

Procedure	On start signal engage all targets as visible from within the shooting area. Popper 1 activates swinger, Popper 2 activates Drop Turner which remains visible.
Starting position	Gun loaded & holstered, heels against the back fault line
Firearm ready condition	
Start on	Audible signal
Stop on	Last shot
Penalties	As per current edition of rules
Safety angles	L/R
Setup notes	