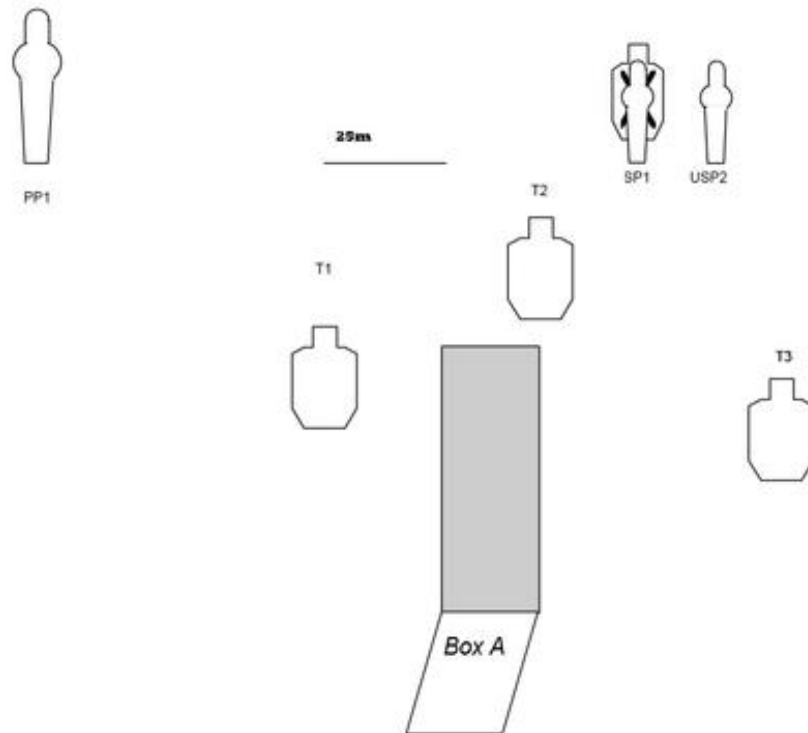


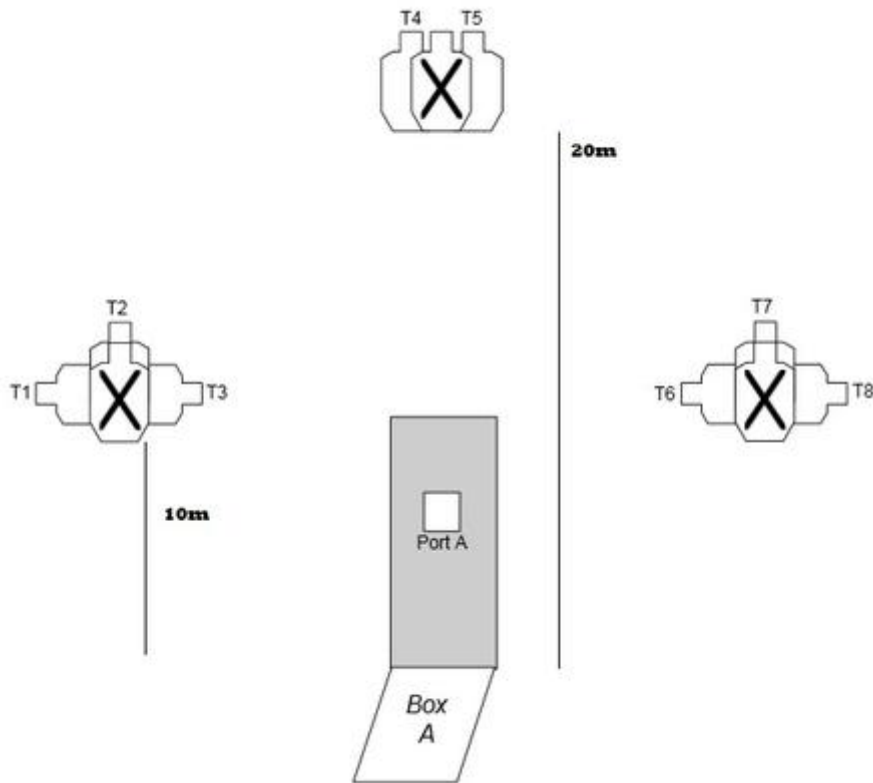
1. Shoot Straight



CoF	Comstock - Short	Points	45 p
Targets	3 paper, 3 popper, 1 no-shoot, Total 6 targets	Min rounds	9
Firearm	Handgun	Match-%	27.27%

Procedure	On signal, from Box A engage all targets as they are visible. Comstock Scoring
Starting position	Gun loaded & holstered
Firearm ready condition	
Start on	Audible signal
Stop on	Last shot
Penalties	As per current edition of rules (Procedural. -10 No-shoot hit. -10 Miss. -10)
Safety angles	L/R
Setup notes	T2 mounted 5-feet at the shoulder, and should be positioned so that it is 5m or less from Box A.

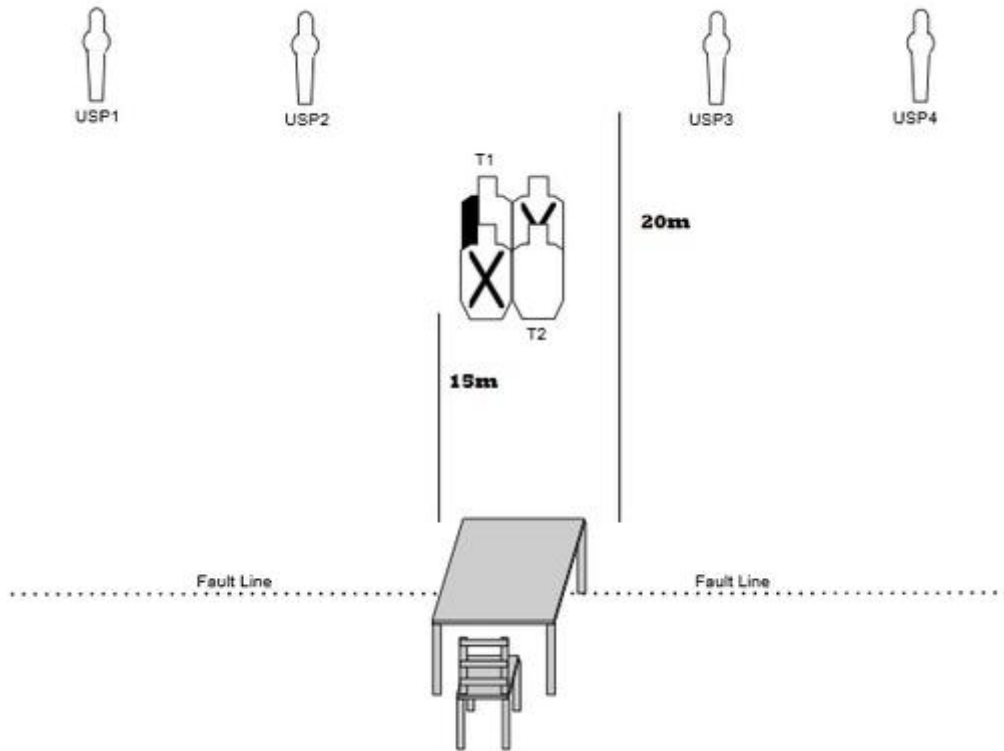
2. Oops On the White 2



CoF	Comstock - Medium	Points	80 p
Targets	8 paper, Total 8 targets	Min rounds	16
Firearm	Handgun	Match-%	48.48%

Procedure	On signal, engage T1, T2, and T3 from left side of the barricade only. Engage T4 and T5 through Port A only. Engage T6, T7, and T8 from right side of barricade only. You must reload when switching between target groups. All shooting must be from Box A. Procedural penalty per shot fired following missed reload
Starting position	Gun loaded & holstered
Firearm ready condition	
Start on	Audible signal
Stop on	Last shot
Penalties	As per current edition of rules (Procedural. -10 No-shoot hit. -10 Miss. -10)
Safety angles	L/R
Setup notes	T2, T4, T5, and T7 are mounted 5-feet at the shoulder. Other targets are mounted as shown relative to vertical target in group. Port A is 12-inches square, starting 4-feet from ground

3. Don't Panic 3



CoF	Comstock - Short	Points	40 p
Targets	2 paper, 4 popper, 2 no-shoot, Total 6 targets	Min rounds	8
Firearm	Handgun	Match-%	24.24%

Procedure	On signal, from behind table only engage all targets
Starting position	Sitting in chair, both knees under table, hands flat on tabletop, gun holstered and empty.
Firearm ready condition	
Start on	Audible signal
Stop on	Last shot
Penalties	As per current edition of rules (Procedural. -10 No-shoot hit. -10 Miss. -10)
Safety angles	L/R
Setup notes	T1 is mounted 5 feet at the shoulder. T2 and associated no-shoots are mounted to center of A-zone of T1 and the no-shoot beside it, as shown.