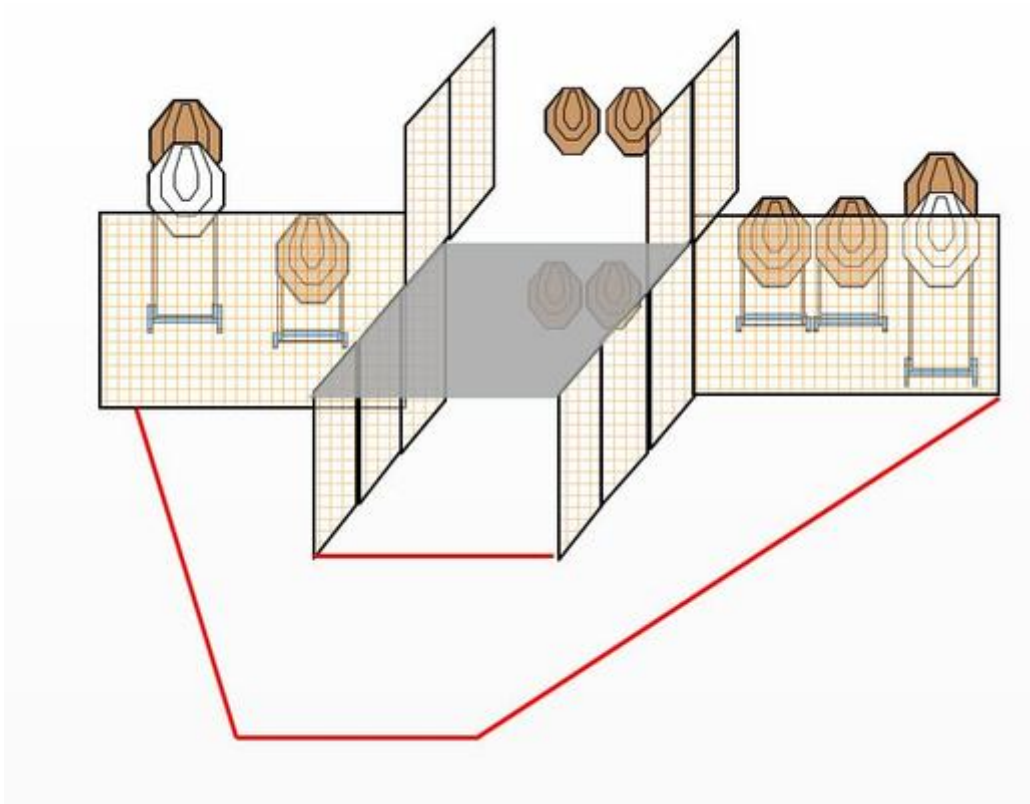


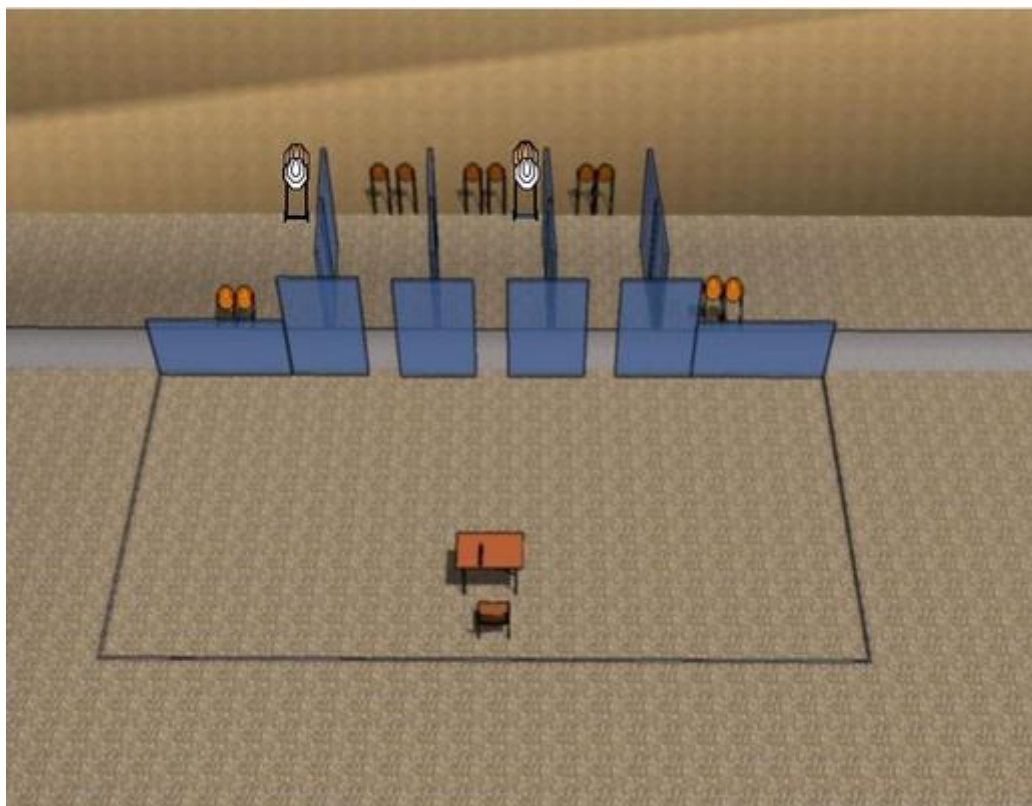
1. Stage 1



CoF	Comstock - Medium	Points	90 p
Targets	9 paper, 2 no-shoot, Total 9 targets	Min rounds	18
Firearm	Handgun	Match-%	14.06%

Procedure	On start signal engage all targets with minimum 2 rounds in freestyle order.
Starting position	Standing relaxed inside the designated area,.Gun unloaded & holstered
Firearm ready condition	
Start on	Audible signal
Stop on	Last shot
Penalties	As per current edition of rules
Safety angles	Red and yellow ribbon on the wall
Setup notes	

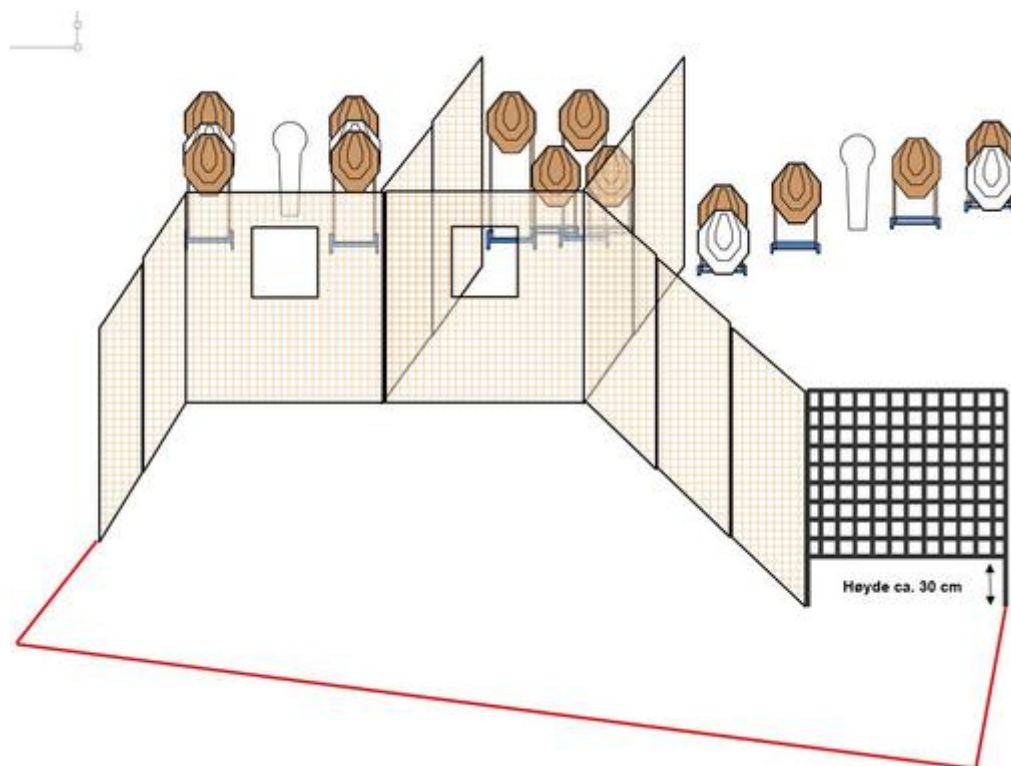
2. Stage 2



CoF	Comstock - Medium	Points	120 p
Targets	12 paper, 2 no-shoot, Total 12 targets	Min rounds	24
Firearm	Handgun	Match-%	18.75%

Procedure	On signal engage all targets with minimum 2 rounds within the designated area.
Starting position	Sitting in chair behind table. Gun unloaded laying flat on table. All magazines on the table.
Firearm ready condition	
Start on	Audible signal
Stop on	Last shot
Penalties	As per current edition of rules
Safety angles	Red and yellow ribbon on the wall
Setup notes	


3. Stage 3



CoF	Comstock - Long	Points	130 p
Targets	12 paper, 2 popper, 4 no-shoot, Total 14 targets	Min rounds	26
Firearm	Handgun	Match-%	20.31%

Procedure	On start signal engage all targets in freestyle order within the designated area. Steel must fall to score.
Starting position	Standing relaxed inside the designated area. Gun loaded & holstered.
Firearm ready condition	
Start on	Audible signal
Stop on	Last shot
Penalties	As per current edition of rules
Safety angles	Red and yellow ribbon on the wall
Setup notes	

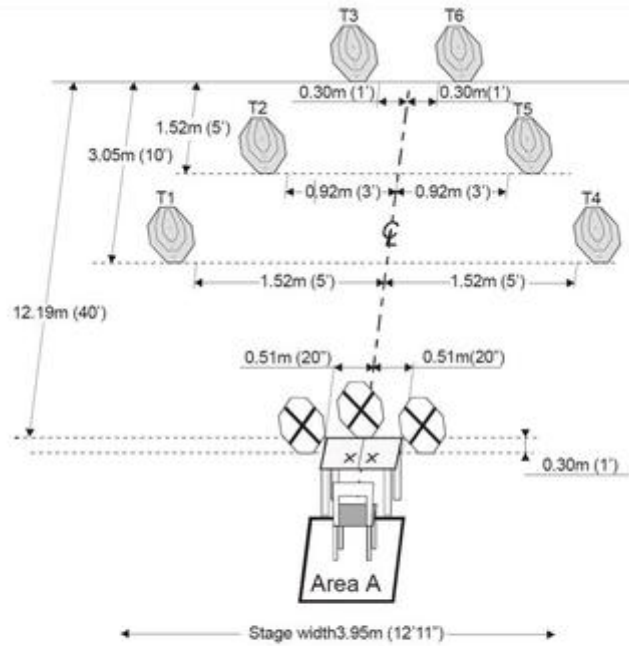
4. Stage 4



CoF	Comstock - Short	Points	60 p
Targets	6 paper, 1 no-shoot, Total 6 targets	Min rounds	12
Firearm	Handgun	Match-%	9.38%

Procedure	On start signal engage all targets in freestyle order within the designated area.
Starting position	Standing normal in the designated area. Heals on the marks. Hands at sides. Gun loaded & holstered
Firearm ready condition	
Start on	Audible signal
Stop on	Last shot
Penalties	As per current edition of rules
Safety angles	Red and yellow ribbon on the wall
Setup notes	

5. CLC-41



SETUP NOTES: Set paper targets to 1.52m (5 feet) at top of targets. X's for elbows placement are 6 inches (0.15m) right and left of centerline and 6 inches (0.15m) in from edge of table nearest competitor. Penalty targets are set so that the bases of the penalty targets are at table height. Area A is 4 feet (1.22m) by 4 feet (1.22m).

CoF	Comstock - Short	Points	60 p
Targets	6 paper, 3 no-shoot, Total 6 targets	Min rounds	12
Firearm	Handgun	Match-%	9.38%

Procedure	
Starting position	
Firearm ready condition	
Start on	
Stop on	
Penalties	
Safety angles	L/R
Setup notes	

6. Stage 6



CoF	Comstock - Medium	Points	80 p
Targets	4 paper, Total 4 targets	Min rounds	16
Firearm	Handgun	Match-%	12.50%

Procedure	On start signal, engage targets T1 – T4 with minimum 2 rounds, then make a mandatory reload and engage targets T1 – T4 with minimum 2 rounds.
Starting position	Standing normal inside the designated area. Heels touching marks. Gun loaded & holstered
Firearm ready condition	
Start on	Audible signal
Stop on	Last shot
Penalties	As per current edition of rules
Safety angles	Red and yellow ribbon on the wall
Setup notes	

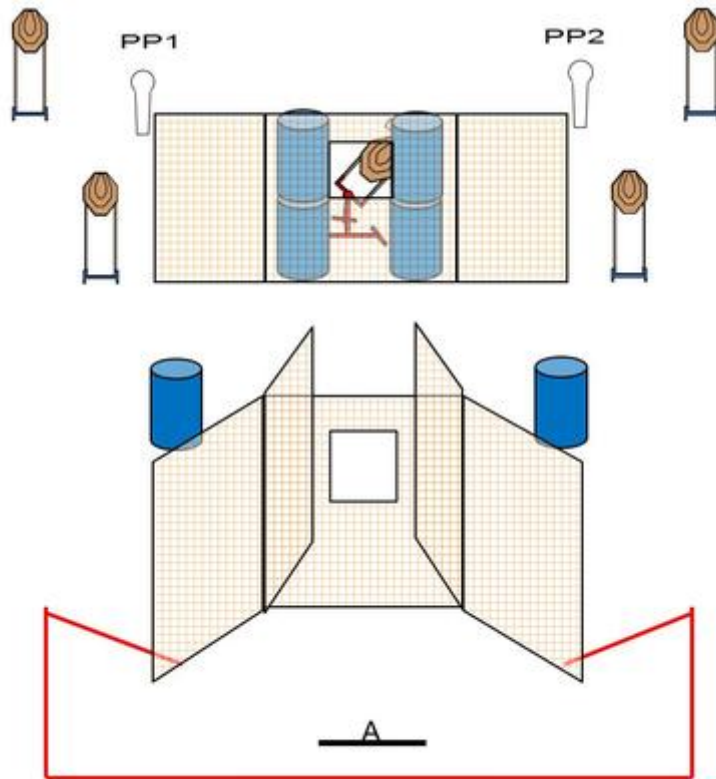
7. Stage 7



CoF	Comstock - Short	Points	40 p
Targets	3 paper, 2 popper, 1 no-shoot, Total 5 targets	Min rounds	8
Firearm	Handgun	Match-%	6.25%

Procedure	On start signal, engage targets in freestyle order. Steel must fall to score. Strong hand only.
Starting position	Standing normal inside the designated area. Heels touching marks. Gun loaded & holstered
Firearm ready condition	
Start on	Audible signal
Stop on	Last shot
Penalties	As per current edition of rules
Safety angles	Red and yellow ribbon on the wall
Setup notes	

8. Stage 8



CoF	Comstock - Short	Points	60 p
Targets	5 paper, 2 popper, Total 7 targets	Min rounds	12
Firearm	Handgun	Match-%	9.38%

Procedure	On start signal, engage all targets in freestyle order from within the designated area. Popper 1 releases swinger.
Starting position	Standing relaxed at point A. Hands at sides. Gun loaded & holstered
Firearm ready condition	
Start on	Audible signal
Stop on	Last shot
Penalties	As per current edition of rules
Safety angles	Red and yellow ribbon on the wall
Setup notes	