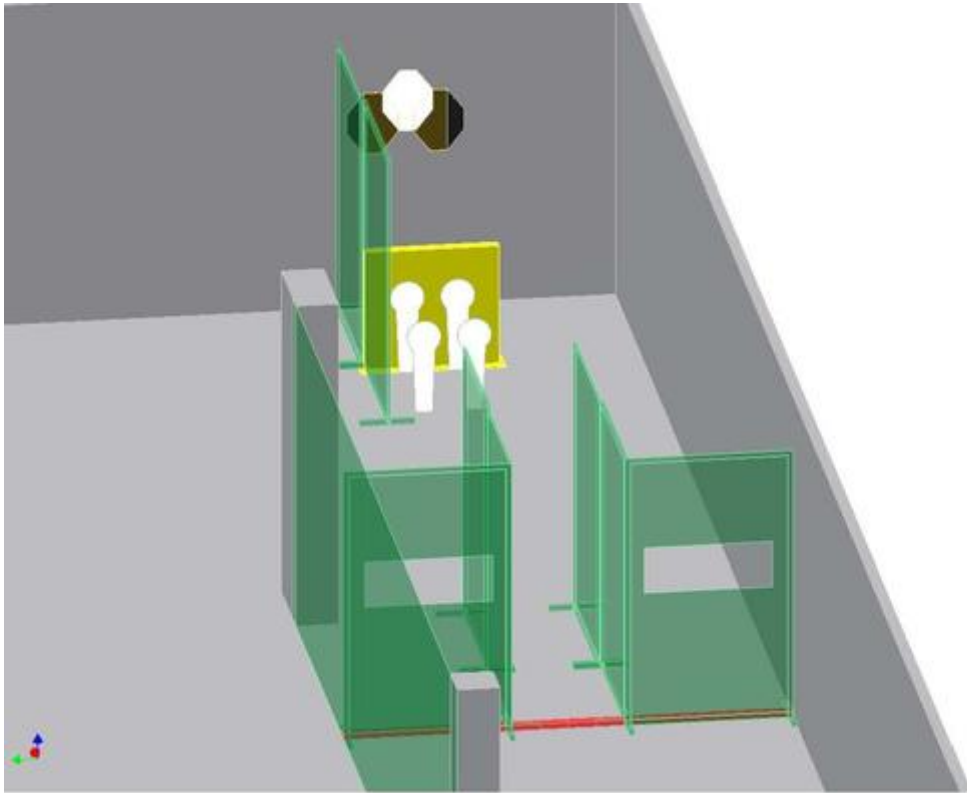


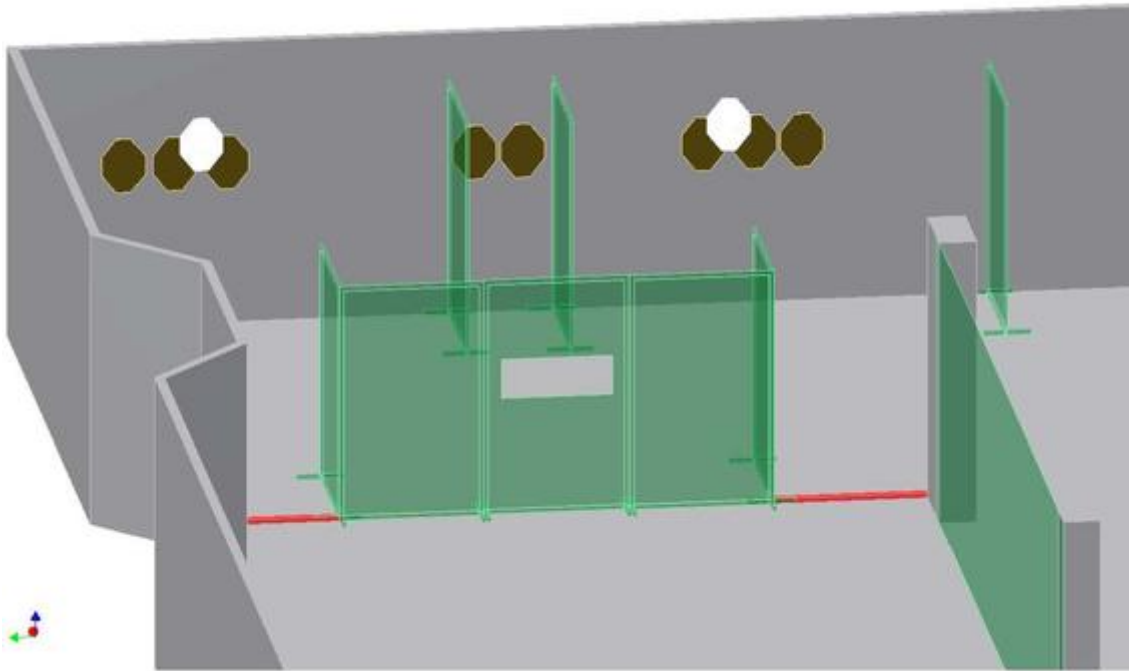
1. Easy



| | | | |
|---------|--|------------|--------|
| CoF | Comstock - Short | Points | 40 p |
| Targets | 2 paper, 4 popper, 1 no-shoot, Total 6 targets | Min rounds | 8 |
| Firearm | Handgun | Match-% | 10.00% |

| | |
|-------------------------|---|
| Procedure | On signal engage targets as and when they become visible from within designated shooting area, Steel must fall to score. Fault line for steel is 8m |
| Starting position | Gun loaded & holstered standing relaxed facing downrange, hands along sides. |
| Firearm ready condition | |
| Start on | Audible signal |
| Stop on | Last shot |
| Penalties | As per current edition of rules |
| Safety angles | L/R 90 degrees |
| Setup notes | Shooters that have completed shooting this stage helps with patching, please check and sign your score sheets after shooting. |

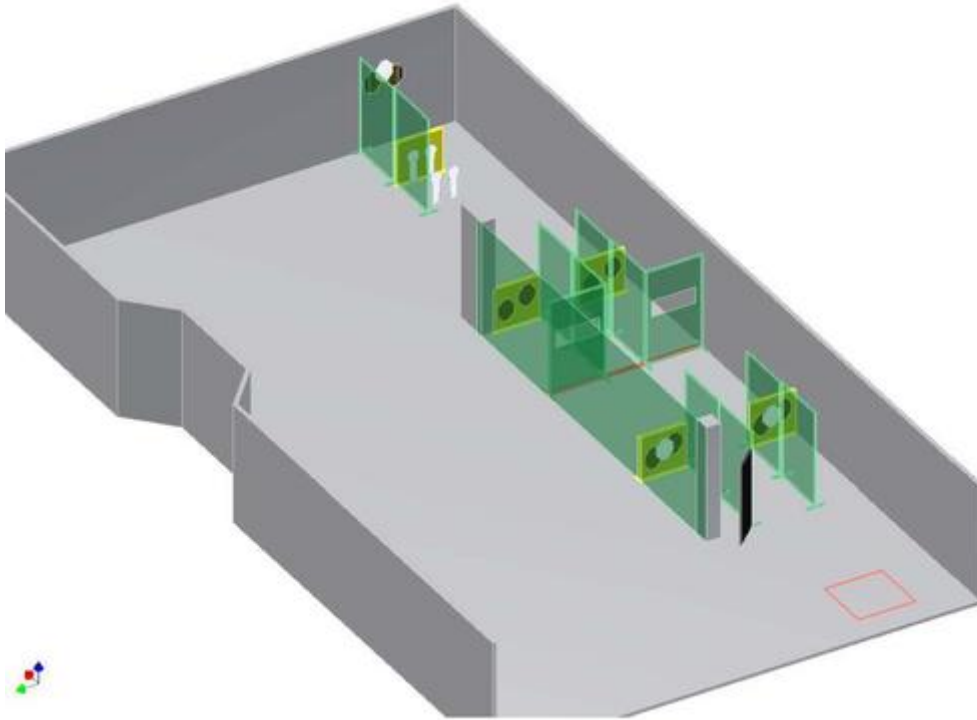
2. Sideways and through the hole



| | | | |
|---------|--------------------------------------|------------|--------|
| CoF | Comstock - Medium | Points | 80 p |
| Targets | 8 paper, 2 no-shoot, Total 8 targets | Min rounds | 16 |
| Firearm | Handgun | Match-% | 20.00% |

| | |
|-------------------------|---|
| Procedure | On signal engage targets as and when they become visible from within designated shooting area. |
| Starting position | Gun loaded & holstered standing relaxed heels touching marks facing uprange, hands above shoulders |
| Firearm ready condition | |
| Start on | Audible signal |
| Stop on | Last shot |
| Penalties | As per current edition of rules |
| Safety angles | L/R 90 degrees |
| Setup notes | Shooters that have completed shooting this stage helps with patching, please check and sign your score sheets after shooting. |

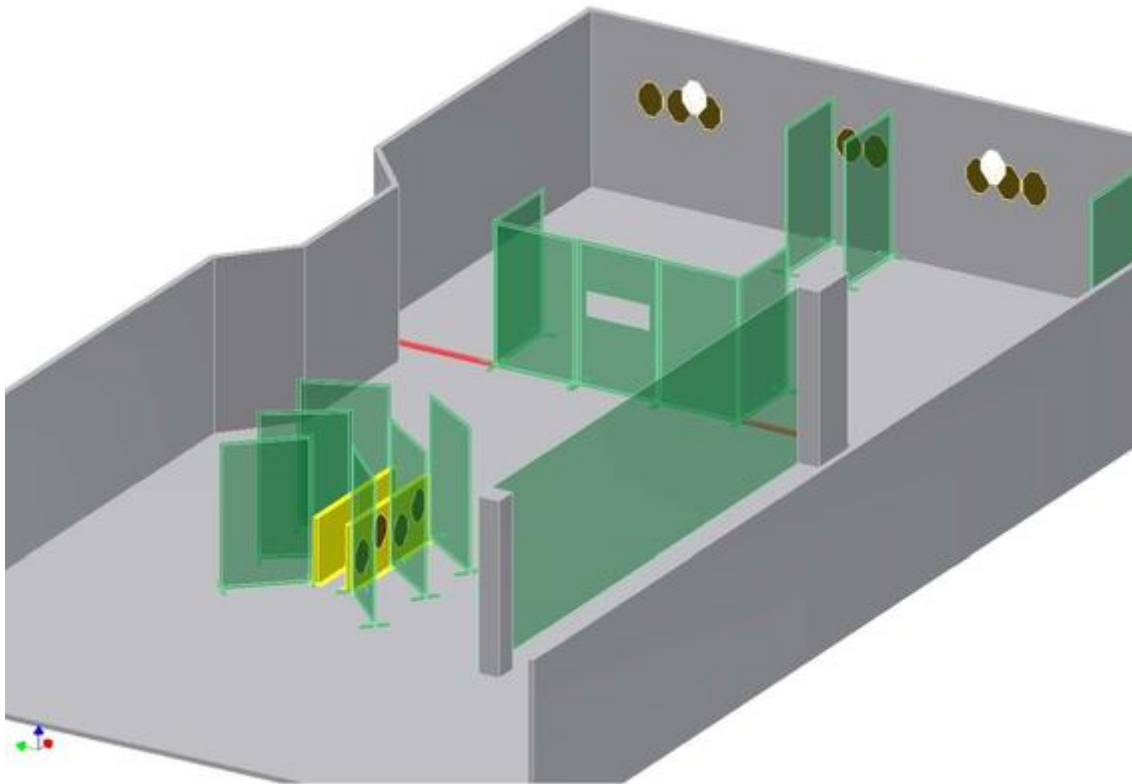
3. Forward



| | | | |
|---------|--|------------|--------|
| CoF | Comstock - Medium | Points | 120 p |
| Targets | 10 paper, 4 popper, 3 no-shoot, Total 14 targets | Min rounds | 24 |
| Firearm | Handgun | Match-% | 30.00% |

| | | | |
|-------------------------|---|--|--|
| Procedure | On signal engage targets as and when they become visible anywhere within designated shooting area, steel must fall to score. fault line for steel is 8m | | |
| Starting position | Gun loaded & holstered standing relaxed in box facing downrange, hands along sides. | | |
| Firearm ready condition | | | |
| Start on | Audible signal | | |
| Stop on | Last shot | | |
| Penalties | As per current edition of rules | | |
| Safety angles | L/R 90 degrees | | |
| Setup notes | Shooters that have completed shooting this stage helps with patching, please check and sign your score sheets after shooting. | | |

4. Any which way



| | | | |
|---------|--|------------|--------|
| CoF | Comstock - Long | Points | 160 p |
| Targets | 16 paper, 2 no-shoot, Total 16 targets | Min rounds | 32 |
| Firearm | Handgun | Match-% | 40.00% |

| | |
|-------------------------|---|
| Procedure | On signal engage targets as and when they become visible from within designated shooting area. |
| Starting position | Gun loaded & holstered standing relaxed facing downrange, hands holding opening in wall. |
| Firearm ready condition | |
| Start on | Audible signal |
| Stop on | Last shot |
| Penalties | As per current edition of rules |
| Safety angles | L/R 90 degrees |
| Setup notes | Shooters that have completed shooting this stage helps with patching, please check and sign your score sheets after shooting. |