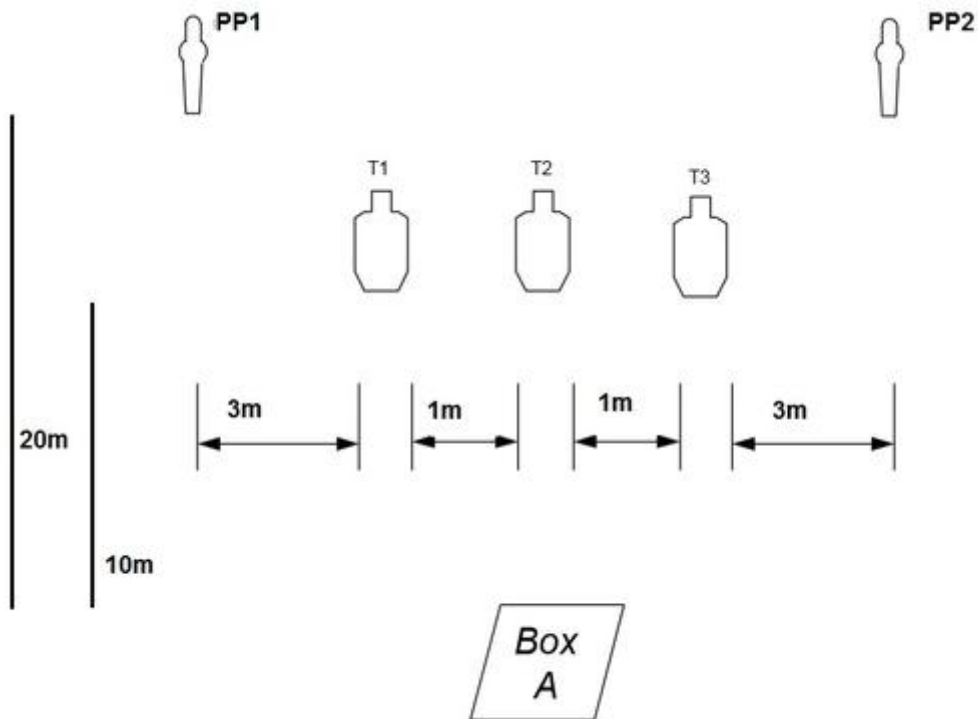


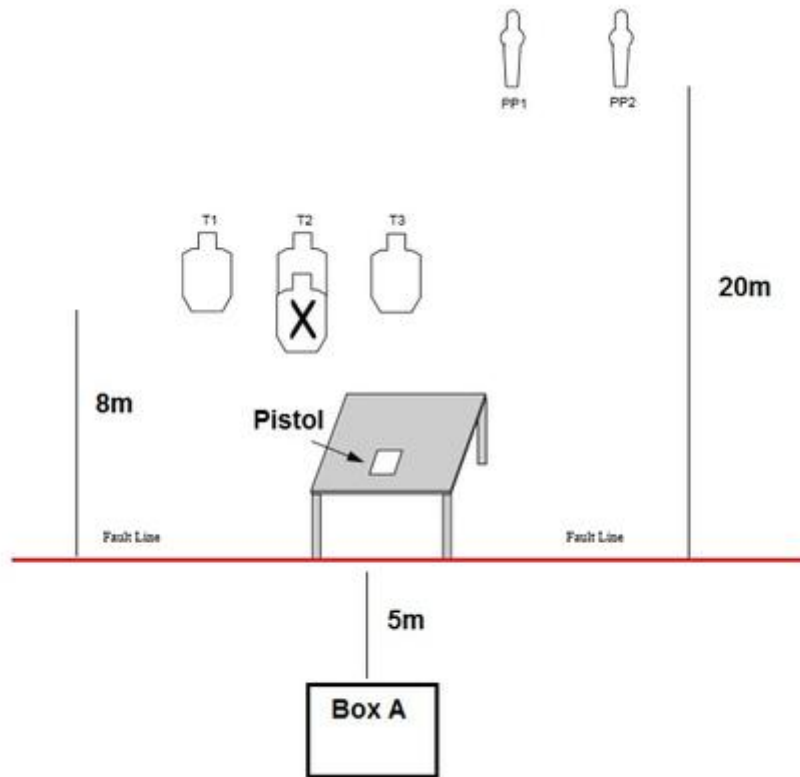
# 1. Julius' Seizure



CoF	Comstock - Medium	Points	70 p
Targets	3 paper, 2 popper, Total 5 targets	Min rounds	14
Firearm	Handgun	Match-%	41.18%

Procedure	On signal, draw, and engage ONLY ONE steel target and T1 - T3 with two rounds each, perform a mandatory reload, then engage the remaining steel target and re-engage T1 - T3 with two rounds each. All shooting must be done from Box A, and targets may be engaged in any order. One procedural penalty per shot fired following missed reload
Starting position	Standing in Box A, hands on head. Gun loaded & holstered
Firearm ready condition	
Start on	Audible signal
Stop on	Last shot
Penalties	As per current edition of rules (Procedural. -10 No-shoot hit. -10 Miss. -10)
Safety angles	L/R
Setup notes	

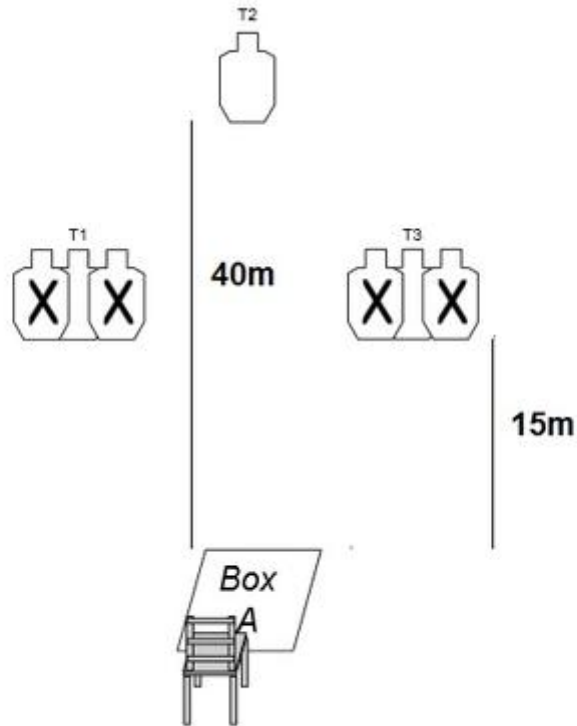
## 2. Kneel For Speed 1



CoF	Comstock - Short	Points	40 p
Targets	3 paper, 2 popper, Total 5 targets	Min rounds	8
Firearm	Handgun	Match-%	23.53%

Procedure	Start in Box A. on signal, retrieve gun, load, and, from behind the fault line, engage targets
Starting position	At least 1 Hand and knee on the ground in Box A, Empty gun flat table. Mags in holsters
Firearm ready condition	
Start on	Audible signal
Stop on	Last shot
Penalties	As per current edition of rules (Procedural. -10 No-shoot hit. -10 Miss. -10)
Safety angles	L/R
Setup notes	

### 3. Rash Rate1



CoF	Comstock - Short	Points	60 p
Targets	3 paper, 4 no-shoot, Total 3 targets	Min rounds	12
Firearm	Handgun	Match-%	35.29%

Procedure	On signal, move from chair to Box A, kneeling on both knees in Box A, load and engage each target with two rounds each, perform a mandatory reload, and re-engage each target with two rounds each. Any order. One procedural penalty for each shot fired following missed reload
Starting position	Sitting erect in chair, both feet on ground and both hands on own knees. Gun holstered, not loaded.
Firearm ready condition	
Start on	Audible signal
Stop on	Last shot
Penalties	As per current edition of rules (Procedural. -10 No-shoot hit. -10 Miss. -10)
Safety angles	L/R
Setup notes	