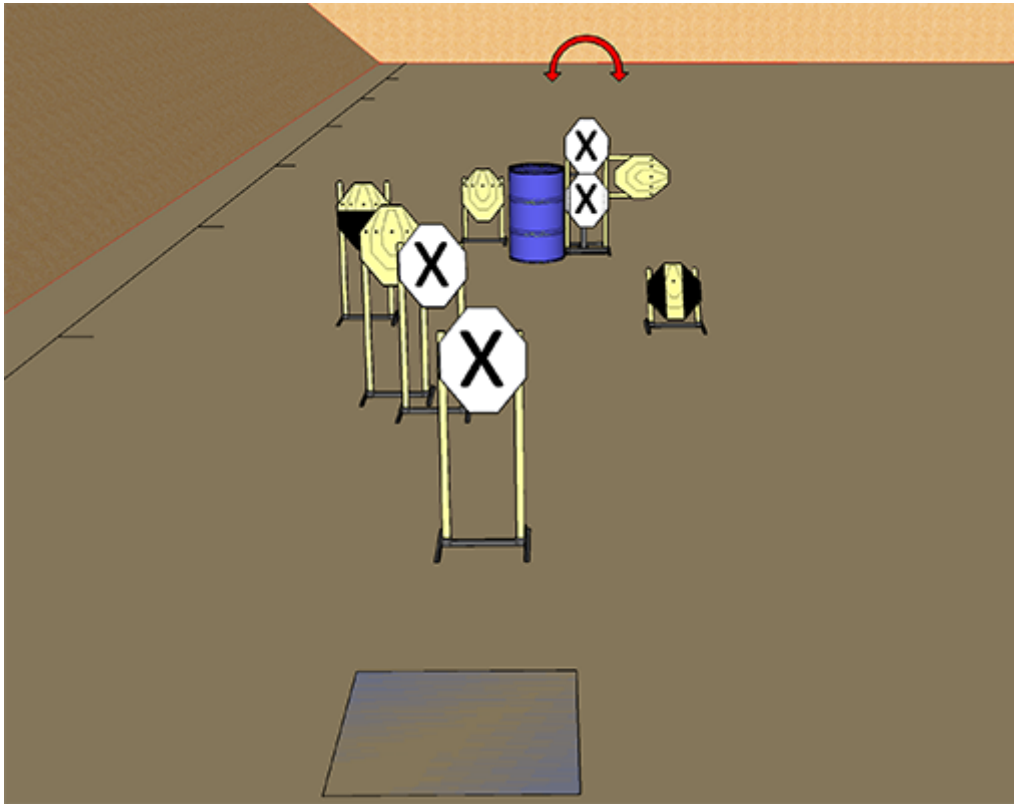


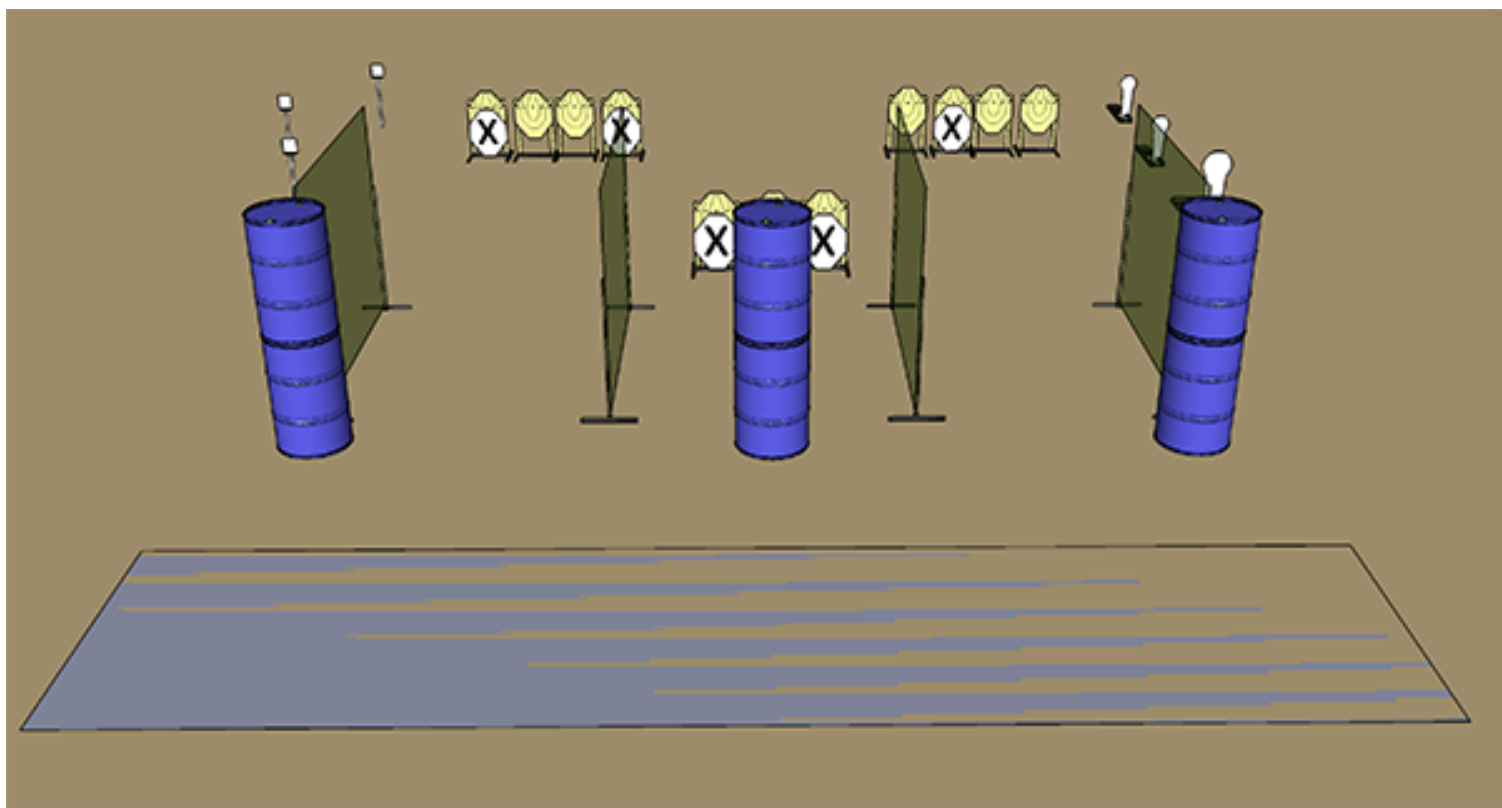
# 1. Stage 1



CoF	Comstock - Short	Points	50 p
Targets	5 paper, 4 no-shoot, Total 5 targets	Min rounds	10
Firearm	Handgun	Match-%	13.16%

Procedure	On start signal engage all targets as visible from within the demarcated area.
Starting position	Gun loaded & holstered, both hands holding the popper activating rope.
Firearm ready condition	
Start on	Audible signal
Stop on	Last shot
Penalties	As per current edition of rules
Safety angles	L/R
Setup notes	Rope to start box from the popper for activation.

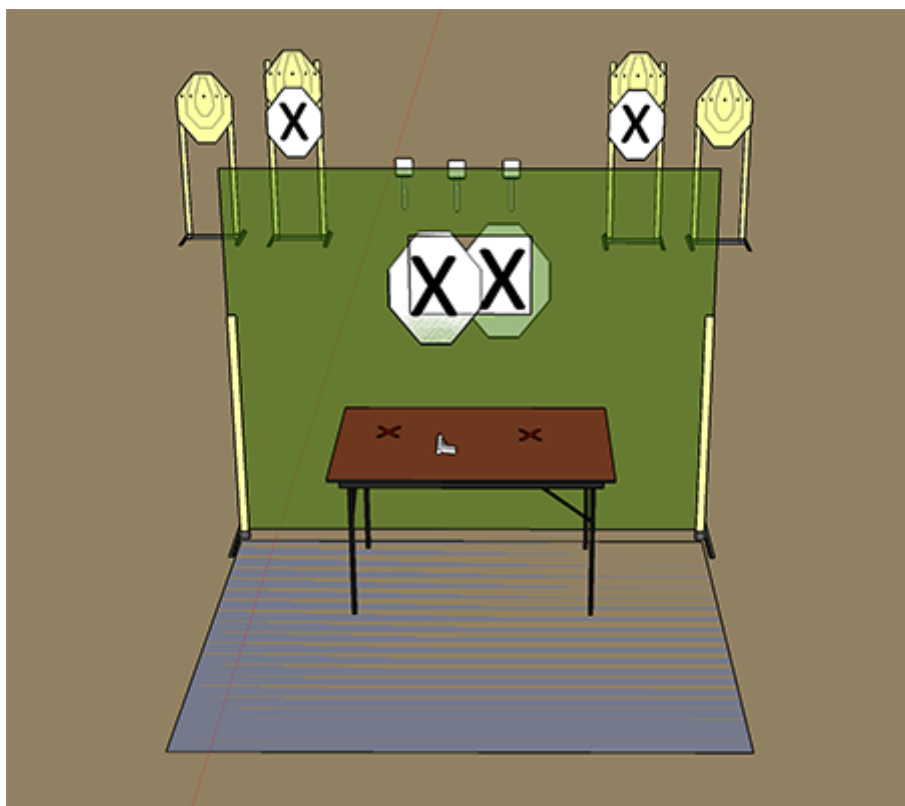
## 2. Stage 2



CoF	Comstock - Long	Points	140 p
Targets	11 paper, 3 popper, 3 plates, 6 no-shoot, Total 17 targets	Min rounds	28
Firearm	Handgun	Match-%	36.84%

Procedure	On start signal engage all targets as visible from within the demarcated area.
Starting position	Gun loaded & holstered standing anywhere in the demarcated area
Firearm ready condition	
Start on	Audible signal
Stop on	Last shot
Penalties	As per current edition of rules
Safety angles	L/R
Setup notes	

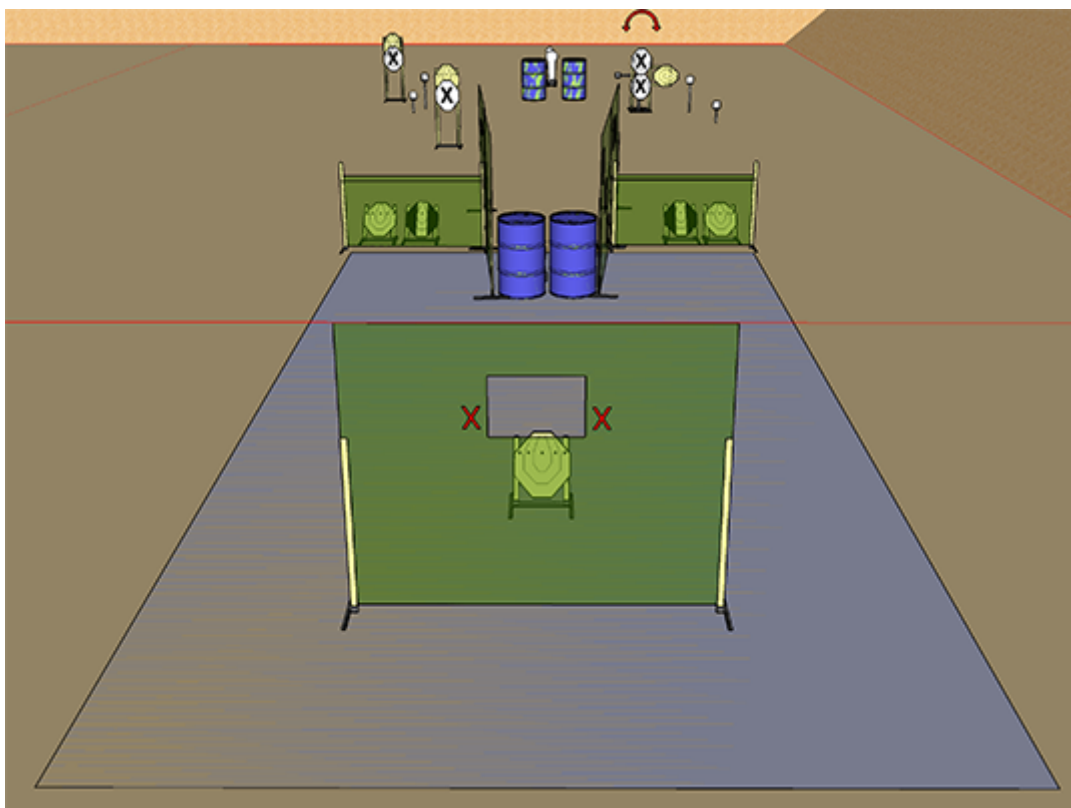
### 3. Stage 3



CoF	Comstock - Short	Points	55 p
Targets	4 paper, 3 plates, 4 no-shoot, Total 7 targets	Min rounds	11
Firearm	Handgun	Match-%	14.47%

Procedure	On start signal engage all targets as visible from within the demarcated area.
Starting position	Gun loaded and placed on the table facing downrange. Hands on the marked location on the table.
Firearm ready condition	
Start on	Audible signal
Stop on	Last shot
Penalties	As per current edition of rules
Safety angles	L/R
Setup notes	

## 4. Stage 4



CoF	Comstock - Long	Points	135 p
Targets	10 paper, 3 popper, 4 plates, 4 no-shoot, Total 17 targets	Min rounds	27
Firearm	Handgun	Match-%	35.53%

Procedure	On start signal engage all targets as visible from within the demarcated area.
Starting position	Gun unloaded & holstered hands on the wall at the points marked.
Firearm ready condition	
Start on	Audible signal
Stop on	Last shot
Penalties	As per current edition of rules
Safety angles	L/R
Setup notes	