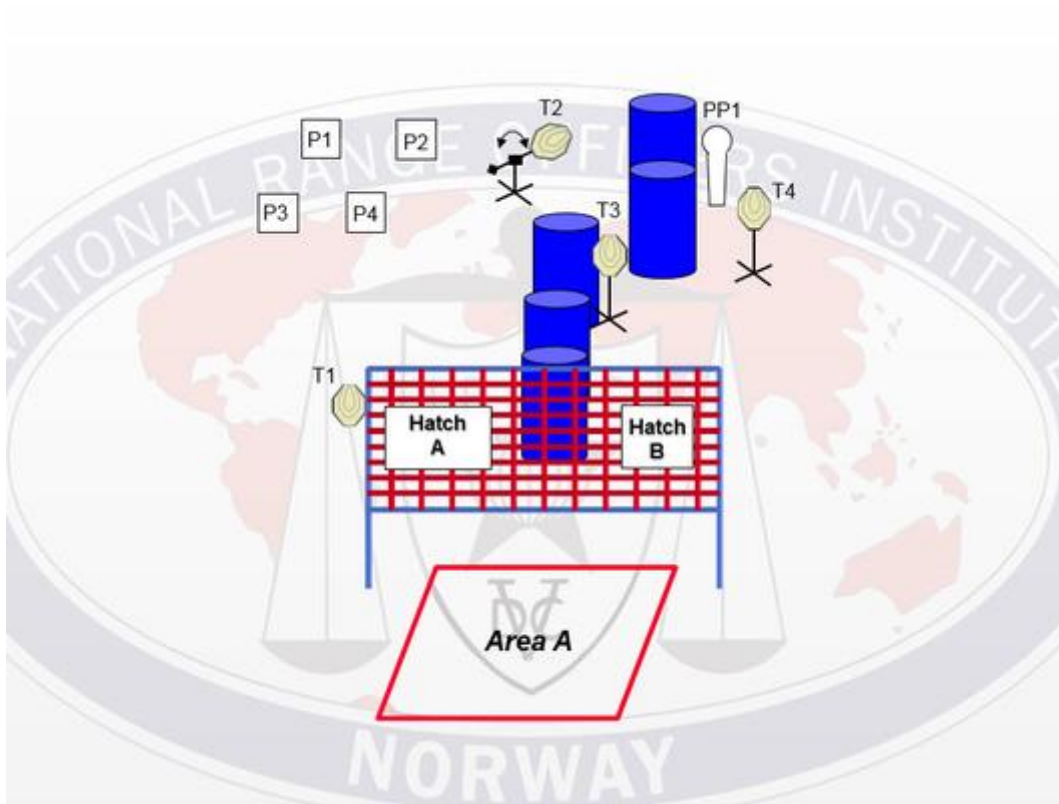


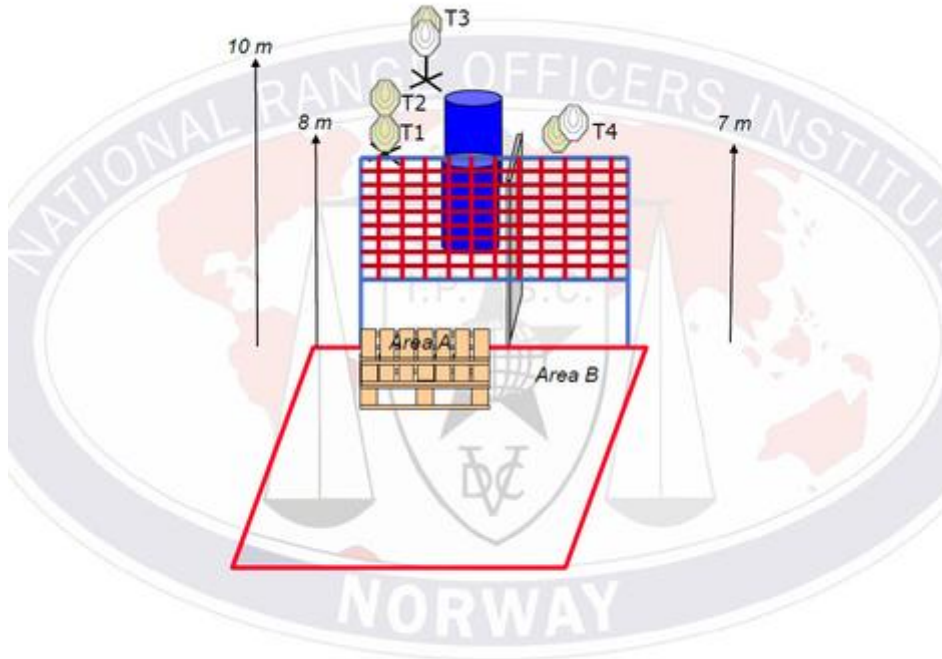
1. Medium course



CoF	Comstock - Medium	Points	65 p
Targets	4 paper, 1 popper, 4 plates, Total 9 targets	Min rounds	13
Firearm	Handgun	Match-%	15.48%

Procedure	Starting standing relaxed anywhere in area A, gun loaded and holstered. On signal engage targets as the come visible using hatches. Popper activates swinger.		
Starting position	Gun loaded & holstered		
Firearm ready condition			
Start on	Audible signal		
Stop on	Last shot		
Penalties	As per current edition of rules		
Safety angles	90/90		
Setup notes	tunnel 1 (tunnel venstre, første del av hot-range)		

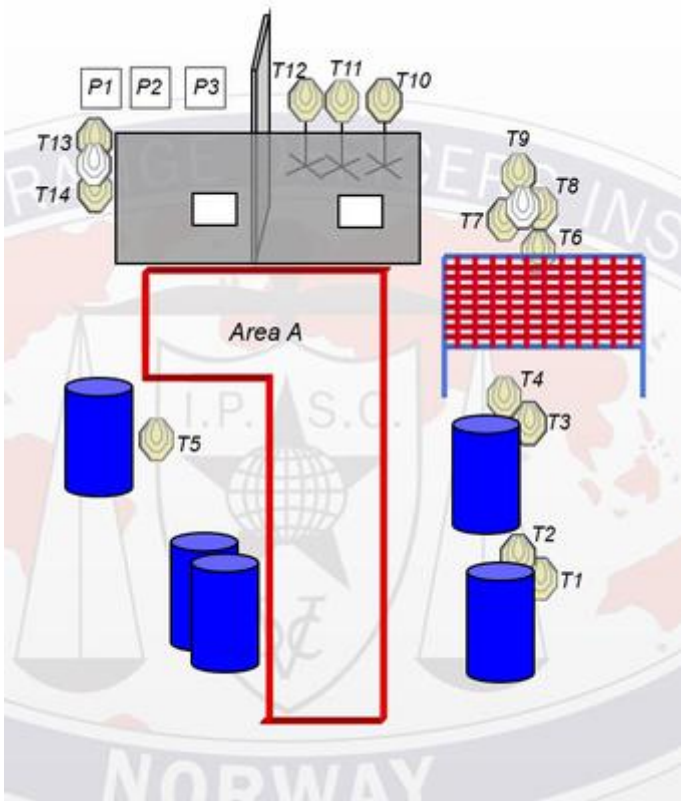
2. Short course



CoF	Comstock - Short	Points	40 p
Targets	4 paper, 2 no-shoot, Total 4 targets	Min rounds	8
Firearm	Handgun	Match-%	9.52%

Procedure	Starting standing relaxed, on signal engage T1, T2 & T3 from area A, lying flat on pallets. T4 to be engaged from area B.		
Starting position	Gun loaded & holstered		
Firearm ready condition			
Start on	Audible signal		
Stop on	Last shot		
Penalties	As per current edition of rules		
Safety angles	90/90		
Setup notes	tunnel 1 (tunnel venstre, andre del av hot-range)		

3. Long course 1



CoF	Comstock - Long	Points	155 p
Targets	14 paper, 3 plates, 2 no-shoot, Total 17 targets	Min rounds	31
Firearm	Handgun	Match-%	36.90%
Procedure	Start anywhere in area A, engage targets as the come visible.		
Starting position	Gun unloaded & holstered		
Firearm ready condition			
Start on	Audible signal		
Stop on	Last shot		
Penalties	As per current edition of rules		
Safety angles	L/R		
Setup notes	tunnel 2(midt tunnelen)		

4. The long run of shame

No image

CoF	Comstock - Long	Points	160 p
Targets	16 paper, 11 no-shoot, Total 16 targets	Min rounds	32
Firearm	Handgun	Match-%	38.10%

Procedure	Foultline in the center is a wall reaching all the way to the ceiling. Start anywhere loaded and holstered facing entrance. At start signal freestyle engage targets as they appear. the four targets closest to tunnel has to be engaged from the tunnel openings, opening on the left to engage targets on the left. Opening to the right to engage targets on the right
Starting position	Gun loaded & holstered
Firearm ready condition	
Start on	Audible signal
Stop on	Last shot
Penalties	As per current edition of rules
Safety angles	L/R
Setup notes	tunnel 3 (tunnel til høyre). Forbruk 25 reduserte blinker, 2 store blinker, 10 bildekk, 15 tønner, 7 paller. (paller kan skiftes ut til tønner eller noe annet ved behov)