

1. Höger/ vänster



CoF	Comstock - Short	Points	60 p
Targets	6 paper, 2 no-shoot, Total 6 targets	Min rounds	12
Firearm	Handgun	Match-%	8.89%

Procedure	On signal engage targets with a minimum of 2 rounds each. All shooting must be done with a minimum of one hand holding rope in the middle.
Starting position	Standing anywhere in area. Gun loaded & holstered
Firearm ready condition	
Start on	Audible signal
Stop on	Last shot
Penalties	As per current edition of rules
Safety angles	L/R
Setup notes	

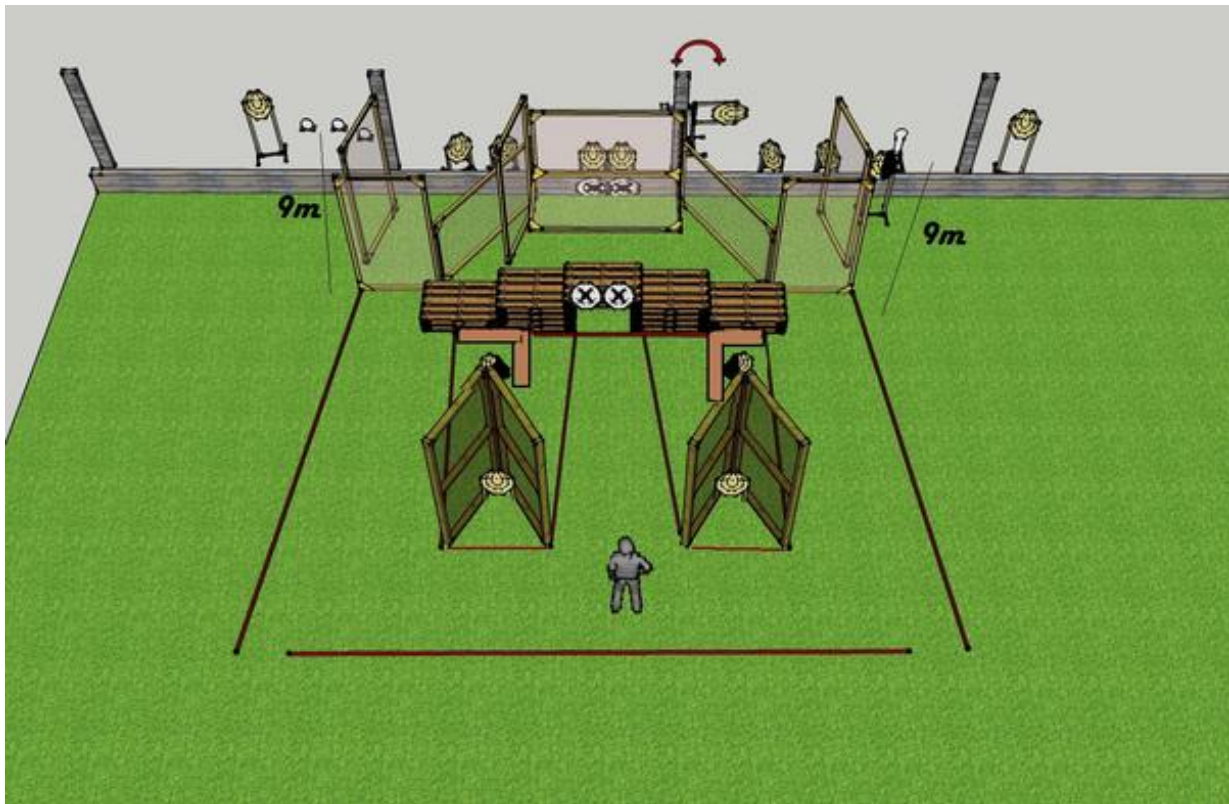
2. Fräs



CoF	Comstock - Short	Points	60 p
Targets	12 paper, Total 12 targets	Min rounds	12
Firearm	Handgun	Match-%	8.89%

Procedure	On signal engage targets free style free order with a minimum of one round each. Best hit will be scored.
Starting position	Standing anywhere in area. Gun loaded & holstered
Firearm ready condition	
Start on	Audible signal
Stop on	Last shot
Penalties	As per current edition of rules
Safety angles	L/R
Setup notes	

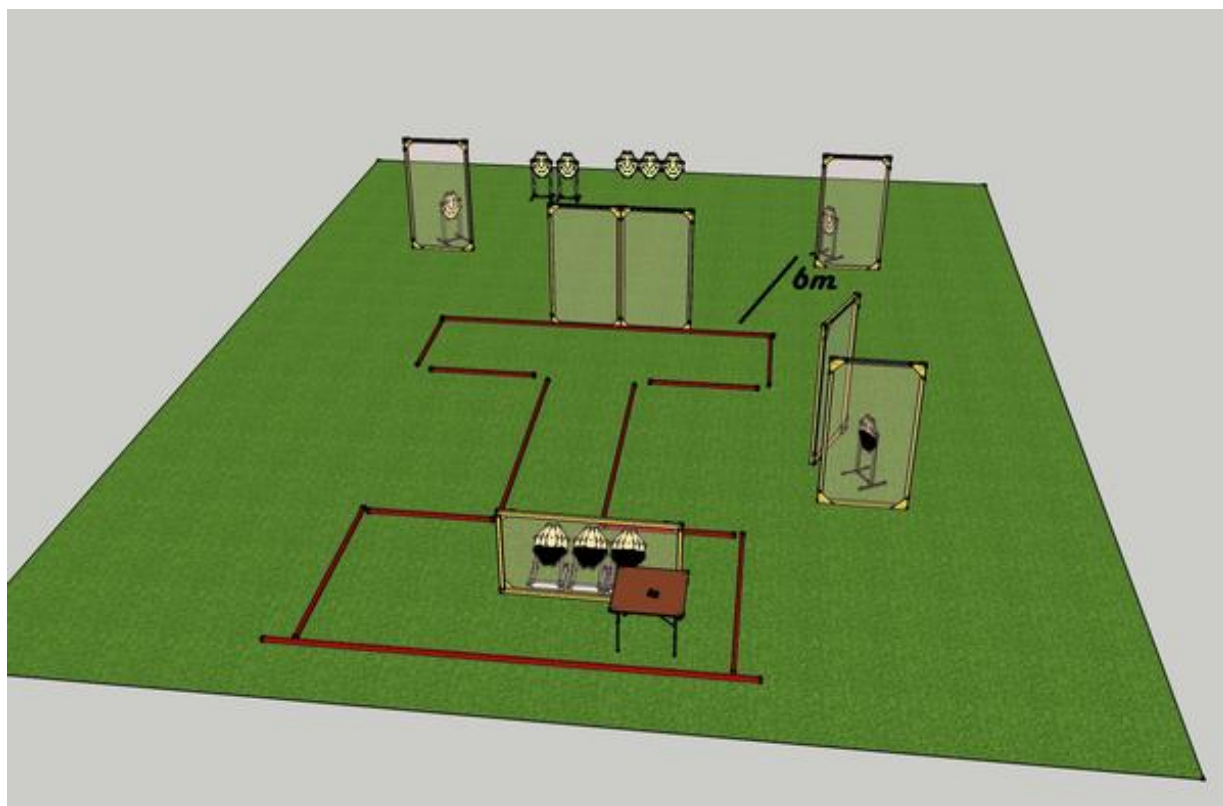
3. Labyrinth



CoF	Comstock - Long	Points	160 p
Targets	14 paper, 1 popper, 3 plates, 5 no-shoot, Total 18 targets	Min rounds	32
Firearm	Handgun	Match-%	23.70%

Procedure	On signal engage targets free style free order with a minimum of 2 round each. Popper activates swinger. Swinger will be partially visible at rest.
Starting position	Standing anywhere in area, gun loaded & holstered
Firearm ready condition	
Start on	Audible signal
Stop on	Last shot
Penalties	As per current edition of rules
Safety angles	L/R
Setup notes	

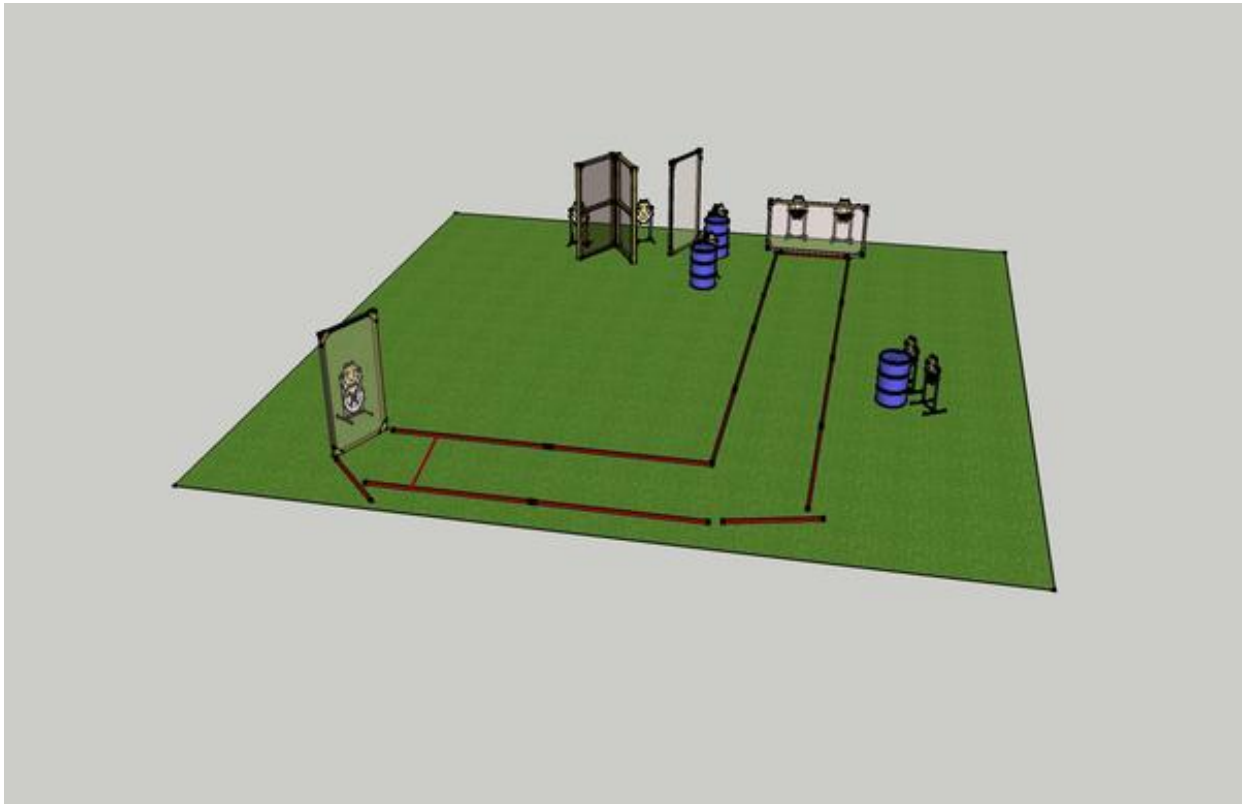
4. Pansargrisen



CoF	Comstock - Medium	Points	110 p
Targets	11 paper, 4 no-shoot, Total 11 targets	Min rounds	22
Firearm	Handgun	Match-%	16.30%

Procedure	On signal engage targets free style free order with a minimum of 2 rounds each. Push button on table to activate mover "Pansargrisen" t4-6. Pansargrisen will also reveal target t2-3. T2-3 will be static after Pansargrisen has passed the first time. Each push on button will show moving target t4-6 one time.
Starting position	Standing anywhere in area, gun loaded & holstered
Firearm ready condition	
Start on	Audible signal
Stop on	Last shot
Penalties	As per current edition of rules
Safety angles	L/R
Setup notes	

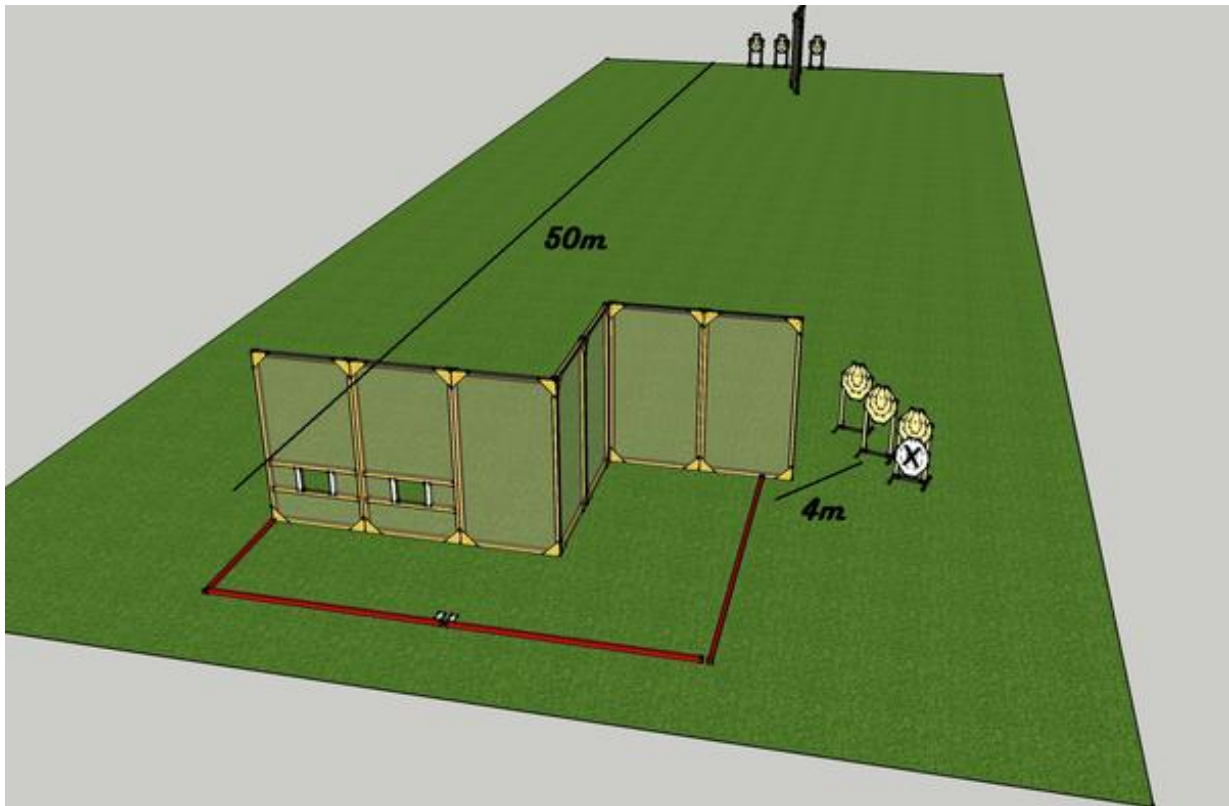
5. Jumping Jacks



CoF	Comstock - Medium	Points	90 p
Targets	9 paper, 5 no-shoot, Total 9 targets	Min rounds	18
Firearm	Handgun	Match-%	13.33%

Procedure	On signal engage targets free style free order with a minimum of 2 round each.
Starting position	Standing anywhere, gun loaded and holstered with empty chamber. Relovers loaded and holstered.
Firearm ready condition	
Start on	Audible signal
Stop on	Last shot
Penalties	As per current edition of rules
Safety angles	L/R
Setup notes	

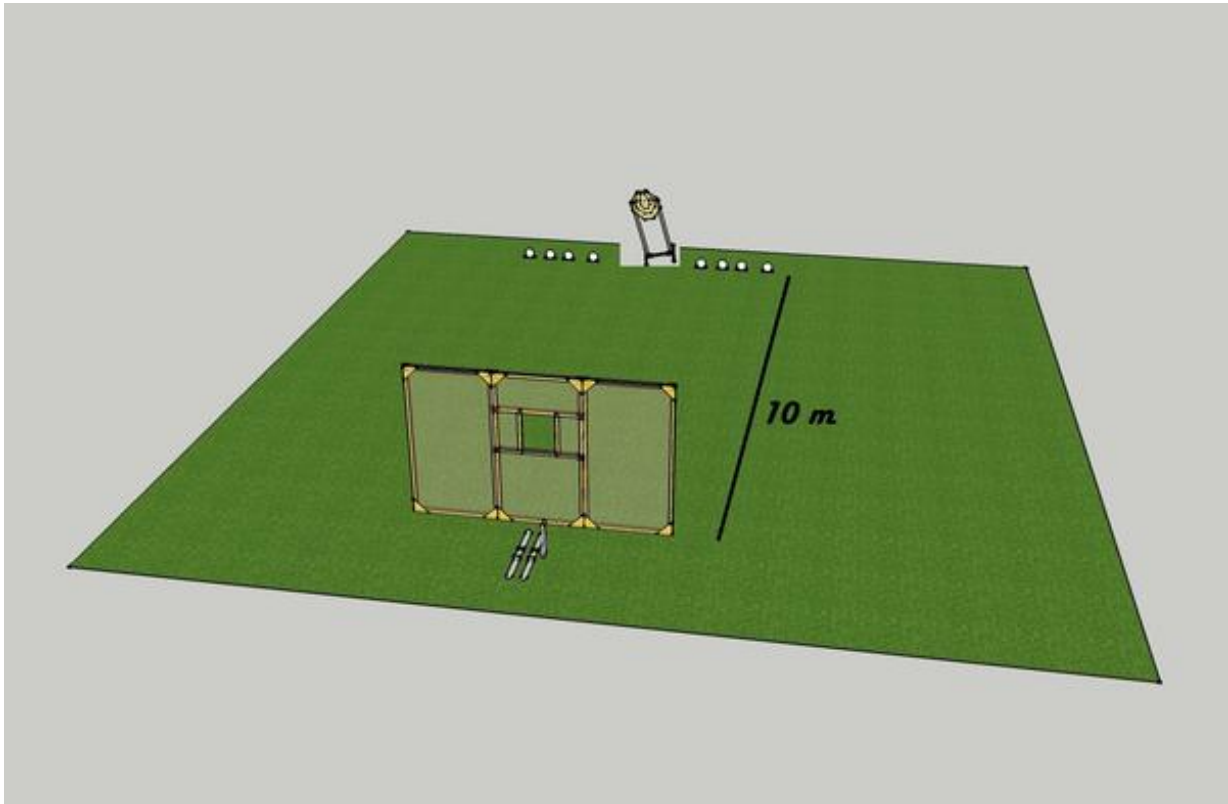
6. Fel vapen?



CoF	Comstock - Short	Points	60 p
Targets	6 paper, 2 no-shoot, Total 6 targets	Min rounds	12
Firearm	Handgun	Match-%	8.89%

Procedure	On signal engage targets free style free order with a minimum of 2 rounds each. Distance 5- 50 m.
Starting position	Standing heels touching mark, gun unloaded and holstered.
Firearm ready condition	
Start on	Audible signal
Stop on	Last shot
Penalties	As per current edition of rules
Safety angles	L/R
Setup notes	

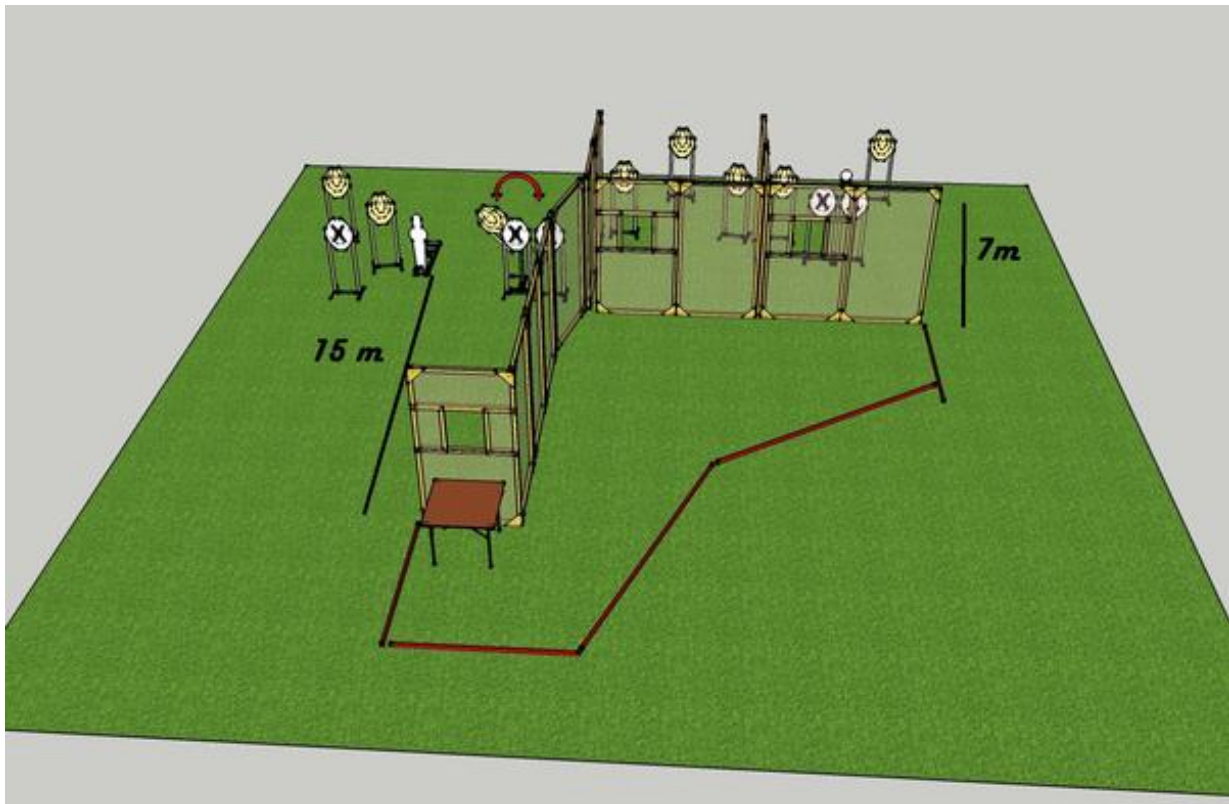
7. Plates vs paper



CoF	Comstock - Short	Points	45 p
Targets	1 paper, 8 plates, Total 9 targets	Min rounds	9
Firearm	Handgun	Match-%	6.67%

Procedure	On signal engage targets free style free order with a minimum of 1 round each. Plates most fall to score. Best hit on paper will be scored. All shooting must be done on skies.
Starting position	Standing on skies in area holding ski poles with both hands, gun loaded & holstered.
Firearm ready condition	
Start on	Audible signal
Stop on	Last shot
Penalties	As per current edition of rules
Safety angles	L/R
Setup notes	

8. Exercis nivå 26.



CoF	Comstock - Medium	Points	90 p
Targets	8 paper, 1 popper, 1 plates, 4 no-shoot, Total 10 targets	Min rounds	18
Firearm	Handgun	Match-%	13.33%

Procedure	On signal engage targets free style free order with a minimum of 2 rounds each. Popper activates swinger that will be partially visible at rest.
Starting position	Standing anywhere in area, gun loaded & holstered
Firearm ready condition	
Start on	Audible signal
Stop on	Last shot
Penalties	As per current edition of rules
Safety angles	L/R
Setup notes	