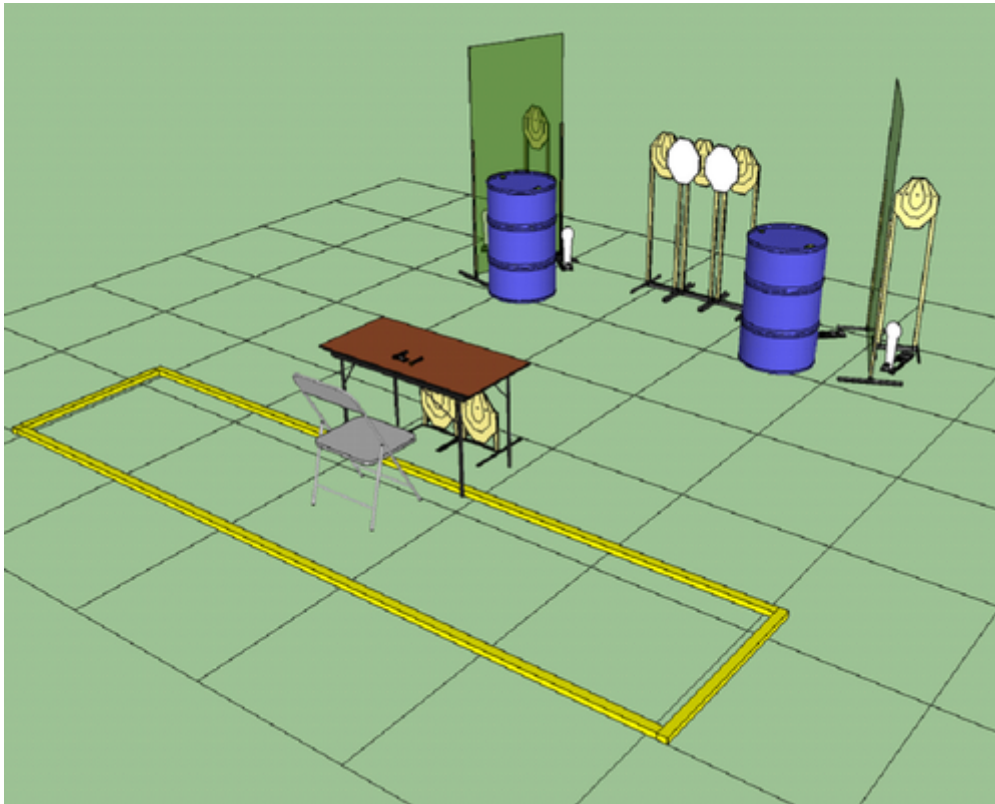


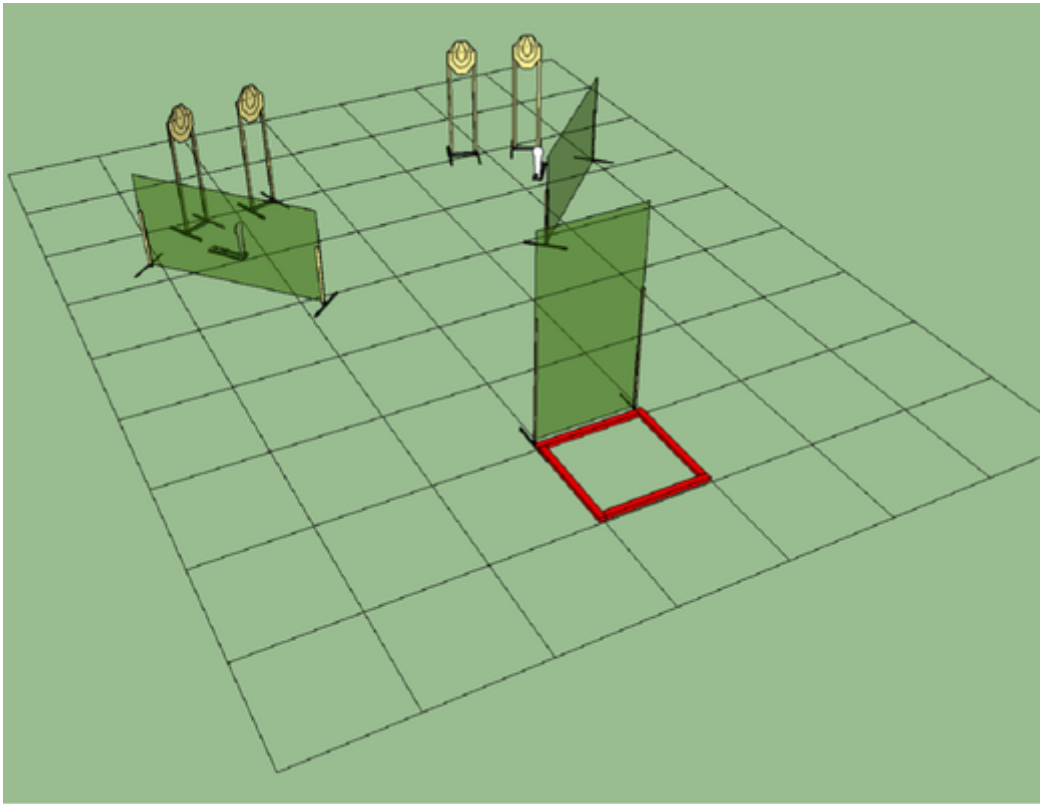
# 1. stage One



CoF	Comstock - Medium	Points	90 p
Targets	7 paper, 4 popper, 2 no-shoot, Total 11 targets	Min rounds	18
Firearm	Action Air	Match-%	16.07%

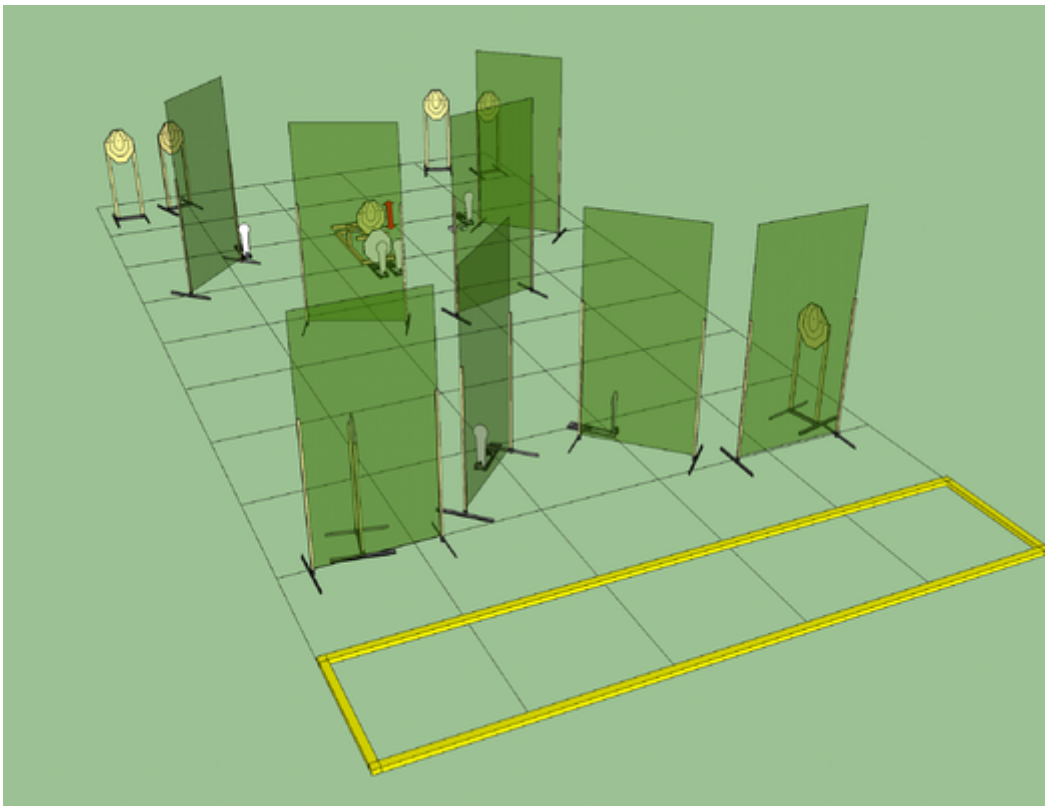
Procedure	On signal shoot all targets as they become visible freestyle from within the demarcated area. All steels must fall.
Starting position	Gun unloaded & facing downrange on the table with all magazines. Sitting relaxed on the chair.
Firearm ready condition	
Start on	Audible signal
Stop on	Last shot
Penalties	As per current edition of rules
Safety angles	L/R
Setup notes	

## 2. Stage two



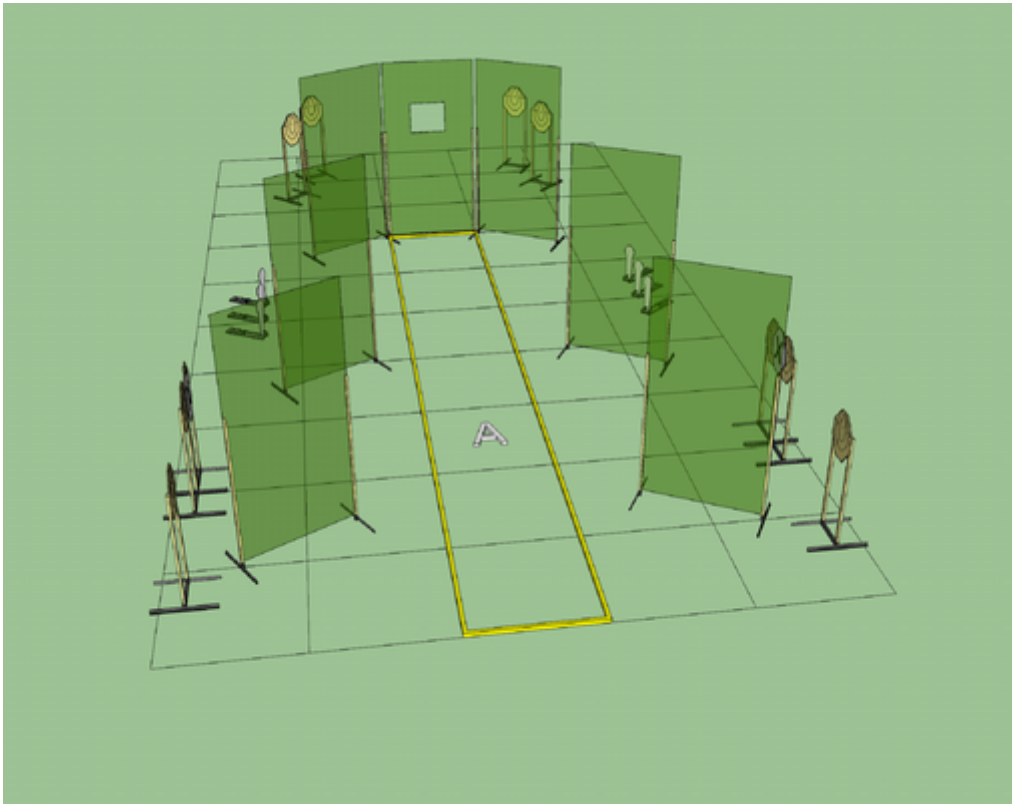
CoF	Comstock - Short	Points	50 p
Targets	4 paper, 2 popper, Total 6 targets	Min rounds	10
Firearm	Action Air	Match-%	8.93%
Procedure	On signal shoot the left targets with your right hand and the right targets with your left hand from within the box. Shooter can start at left or right.		
Starting position	Standing in the box facing downrange, Gun loaded & holstered		
Firearm ready condition			
Start on	Audible signal		
Stop on	Last shot		
Penalties	As per current edition of rules		
Safety angles	L/R		
Setup notes			

### 3. Stage three



CoF	Comstock - Medium	Points	100 p
Targets	6 paper, 1 disappearing/bonus, 6 popper, 1 no-shoot, Total 13 targets	Min rounds	18
Firearm	Action Air	Match-%	17.86%
Procedure	On signal, shoot all targets in any order as they become visible from within the demarcated area. Popper p1 will activate the disappearing target		
Starting position	Anywhere within the demarcated area, Gun loaded & holstered.		
Firearm ready condition			
Start on	Audible signal		
Stop on	Last shot		
Penalties	As per current edition of rules		
Safety angles	L/R		
Setup notes			

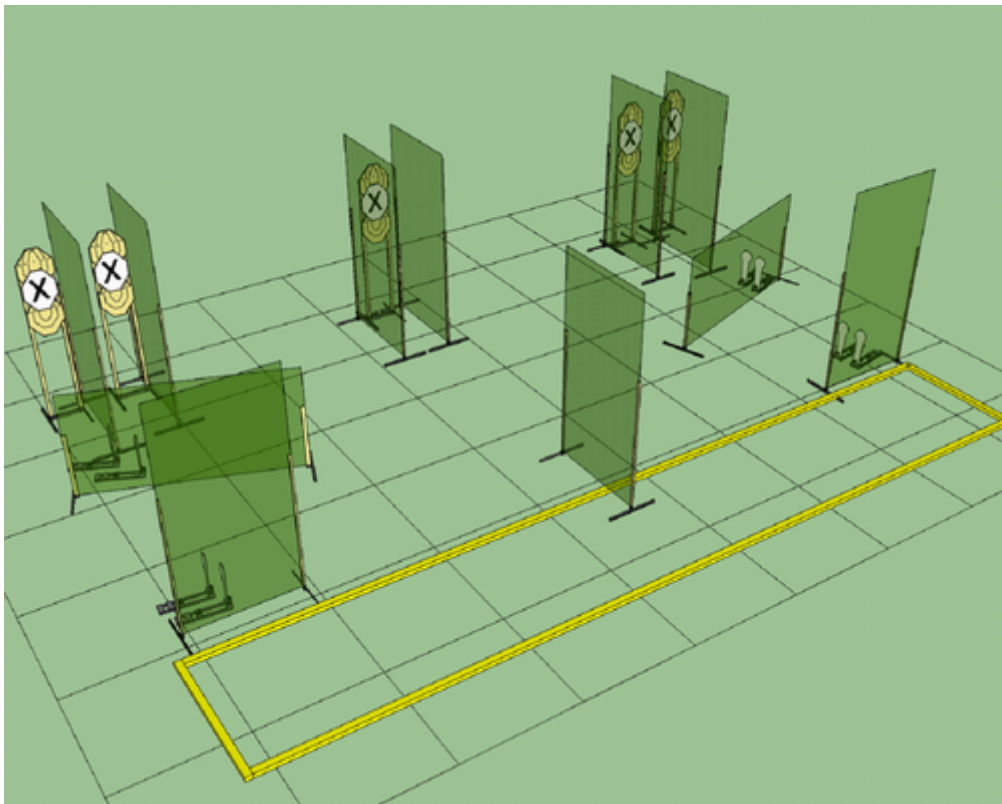
## 4. Stage four



CoF	Comstock - Long	Points	130 p
Targets	10 paper, 6 popper, 2 no-shoot, Total 16 targets	Min rounds	26
Firearm	Action Air	Match-%	23.21%

Procedure	On signal, shoot all targets in any order as they become visible from within the demarcated area
Starting position	Standing on the mark facing downrange, Gun unloaded & holstered
Firearm ready condition	
Start on	Audible signal
Stop on	Last shot
Penalties	As per current edition of rules
Safety angles	L/R
Setup notes	

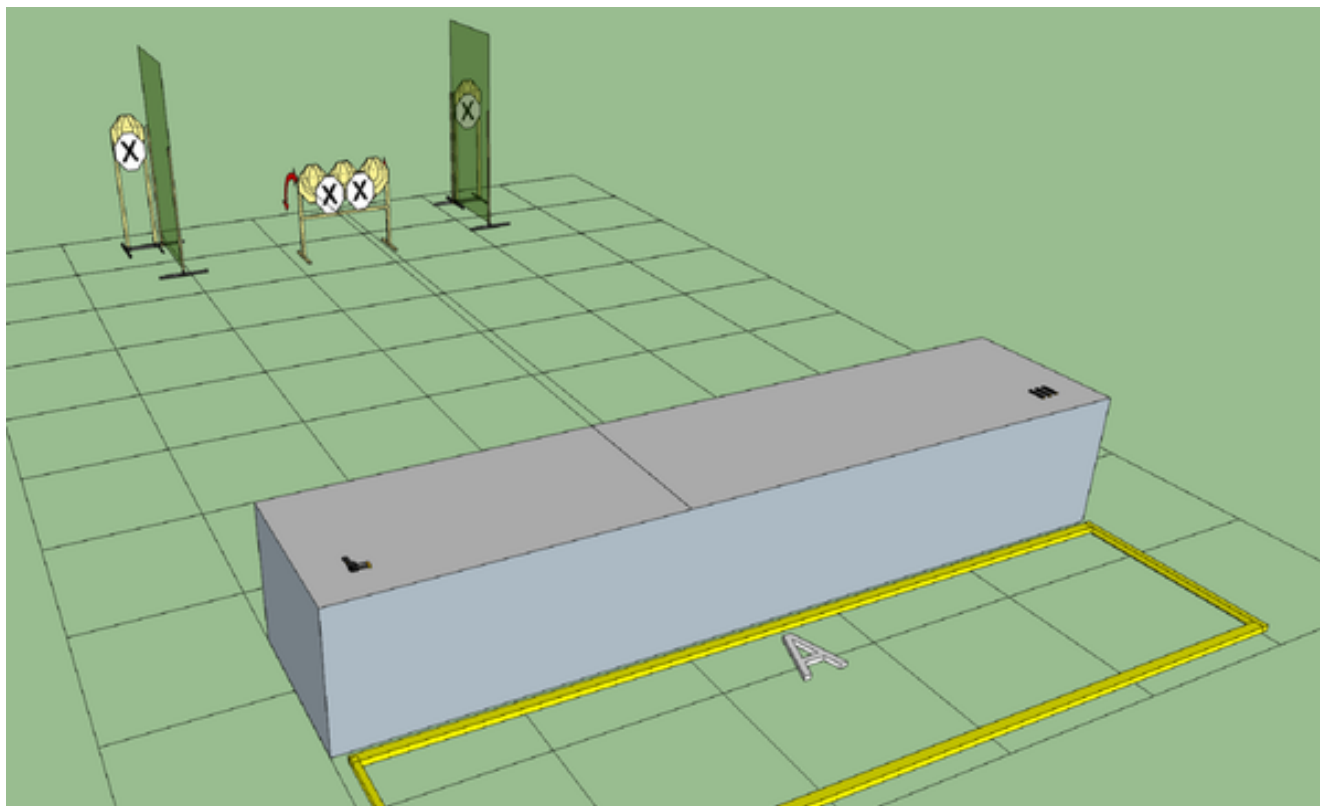
## 5. Stage Five



CoF	Comstock - Long	Points	140 p
Targets	10 paper, 8 popper, 5 no-shoot, Total 18 targets	Min rounds	28
Firearm	Action Air	Match-%	25.00%

Procedure	On signal, shoot all targets in any order as they become visible from within the demarcated area
Starting position	Anywhere within the demarcated area facing downrange, Gun loaded & holstered
Firearm ready condition	
Start on	Audible signal
Stop on	Last shot
Penalties	As per current edition of rules
Safety angles	L/R
Setup notes	

## 6. Stage six



CoF	Comstock - Short	Points	50 p
Targets	5 paper, 4 no-shoot, Total 5 targets	Min rounds	10
Firearm	Action Air	Match-%	8.93%

Procedure	On signal shoot all targets freestyle from behind the counter. Shooter must pull the rope to make the center targets visible.
Starting position	Standing on the mark facing downrange, Gun unloaded on counter left, mags on right or vice versa
Firearm ready condition	
Start on	Audible signal
Stop on	Last shot
Penalties	As per current edition of rules
Safety angles	L/R
Setup notes	