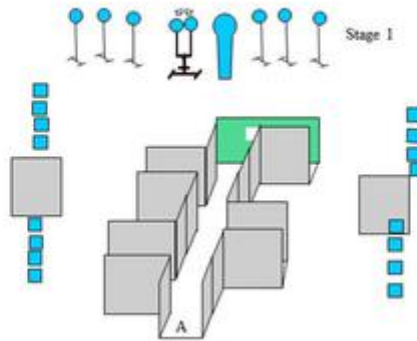


# 1. Stage 1

Stage 1	
STAGE INFO	
<b>TYPE:</b> Long Course	<b>TARGETS:</b> 16 IPSC Metal Plates 1 IPSC Popper 8 Frangible Targets
<b>DISTANCES:</b> 6-15m.	<b>NUMBER OF ROUNDS:</b> 25 Rounds Birdshot
<b>START:</b> Audible signal	<b>MAX POINTS:</b> 125 Points.
<b>STOP:</b> Last shot.	<b>PENALTIES:</b> As per current edition of IPSC Rule Book.
<b>START POSITION:</b>	Standing with heels touching rear fault line at A Gun Option 1 in Both hands at hip level
<b>PROCEDURE:</b>	On the start signal, engage all targets
<b>DESIGN NOTES:</b>	Popper activates bobbing frangible targets which remain visible at rest
<b>BRIEFING NOTES:</b>	<b>Safety Angles:</b> 90 /90 /90



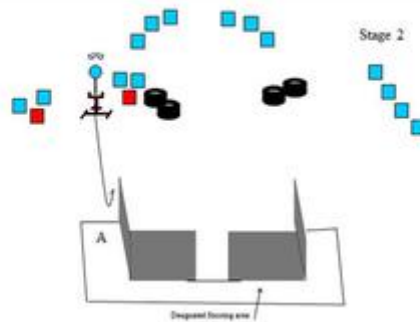
CoF	Comstock - Long	Points	125 p
Targets	1 popper, 16 plates, 8 frangible, Total 25 targets	Min rounds	25
Firearm	Shotgun	Match-%	15.72%

Procedure	
Starting position	Standing with heels touching rear fault line at A Gun Option 1 in Both hands at hip level
Firearm ready condition	
Start on	Audible signal
Stop on	Last shot
Penalties	As per current edition of rules
Safety angles	90 90 90
Setup notes	

## 2. Stage 2

### Stage 2

STAGE INFO	
<b>TYPE:</b> Medium course.	<b>TARGETS:</b> 14 IPSC Metal Plates 2 No Shoots 1 Frangible Target
<b>DISTANCES:</b> 8-- 10 m.	<b>NUMBER OF ROUNDS:</b> 15 Rounds Birdshot
<b>START:</b> Audible signal	<b>MAX POINTS:</b> 75 Points.
<b>STOP:</b> Last shot.	<b>PENALTIES:</b> As per current edition of IPSC Rule Book.
<b>START POSITION:</b> Standing at A Gun Option 1 in strong hand trail weak hand holding activator rope	
<b>PROCEDURE:</b> On the start signal, pull rope to activate bobbing target which will remain visible at rest and engage all targets	
<b>DESIGN NOTES:</b>	
<b>BRIEFING NOTES:</b> Safety Angles: 90 / 90 / 90	



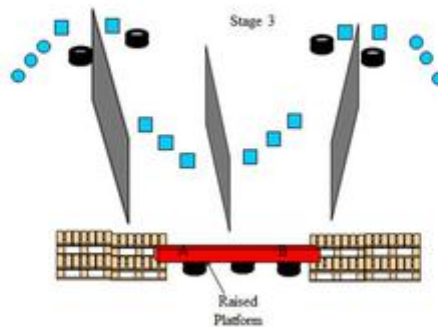
<b>CoF</b>	Comstock - Medium	<b>Points</b>	75 p
<b>Targets</b>	14 plates, 1 frangible, 2 no-shoot, Total 15 targets	<b>Min rounds</b>	15
<b>Firearm</b>	Shotgun	<b>Match-%</b>	9.43%

<b>Procedure</b>	On the start signal, pull rope to activate bobbing target which will remain visible at rest and engage all targets
<b>Starting position</b>	Standing at A Gun Option 1 in strong hand trail weak hand holding activator rope
<b>Firearm ready condition</b>	
<b>Start on</b>	Audible signal
<b>Stop on</b>	Last shot
<b>Penalties</b>	As per current edition of rules
<b>Safety angles</b>	90 90 90
<b>Setup notes</b>	

# 3. Stage 3

Stage 3

STAGE INFO	
<b>TYPE:</b>	Medium course.
<b>TARGETS:</b>	10 IPSC Metal Plates 6 Frangible Targets
<b>NUMBER OF ROUNDS:</b>	16 Rounds Birdshot
<b>DISTANCES:</b>	8-15 m.
<b>MAX POINTS:</b>	80 Points.
<b>START:</b>	Audible signal
<b>PENALTIES:</b>	As per current edition of IPSC Rule Book.
<b>STOP:</b>	Last shot.
<b>START POSITION:</b>	Standing at A or B Gun loaded option 1. Held in both hands at waist level.
<b>PROCEDURE:</b>	On the start signal, engage all targets from the raised platforms
<b>DESIGN NOTES:</b>	
<b>BRIEFING NOTES:</b>	Safety Angles: 90 / 90 / 90.



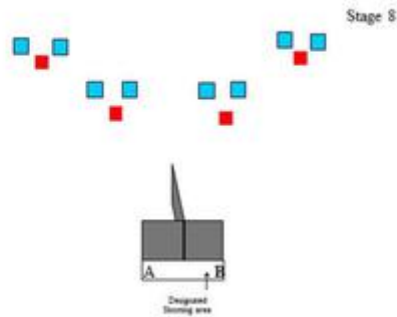
CoF	Comstock - Medium	Points	80 p
Targets	10 plates, 6 frangible, Total 16 targets	Min rounds	16
Firearm	Shotgun	Match-%	10.06%

Procedure	
Starting position	Standing at A or B Gun loaded option 1. Held in both hands at waist level
Firearm ready condition	
Start on	Audible signal
Stop on	Last shot
Penalties	As per current edition of rules
Safety angles	90 90 90
Setup notes	

# 4. Stage 4

Stage 4

STAGE INFO	
<b>TYPE:</b> Short course.	<b>TARGETS:</b> 8 IPSC Metal Plates 4 IPSC Metal No Shoots
<b>DISTANCES:</b> 8 - 10m.	<b>NUMBER OF ROUNDS:</b> 8 Rounds Birdshot
<b>START:</b> Audible signal	<b>MAX POINTS:</b> 40 Points.
<b>STOP:</b> Last shot.	<b>PENALTIES:</b> As per current edition of IPSC Rule Book.
<b>START POSITION:</b> Standing at A or B Gun loaded option 1. Held in both hands at waist level	
<b>PROCEDURE:</b> On the start signal, engage all targets	
<b>DESIGN NOTES:</b>	
<b>BRIEFING NOTES:</b> Safety Angles: 90 / 90 / 90.	



CoF	Comstock - Short	Points	40 p
Targets	8 plates, 4 no-shoot, Total 8 targets	Min rounds	8
Firearm	Shotgun	Match-%	5.03%

Procedure	
Starting position	Standing at A or B Gun loaded option 1. Held in both hands at waist level
Firearm ready condition	
Start on	Audible signal
Stop on	Last shot
Penalties	As per current edition of rules
Safety angles	90 90 90
Setup notes	

# 5. Stage 5

Stage 5

STAGE INFO	
<b>TYPE:</b> Short course.	<b>TARGETS:</b> 6 IPSC Metal Plates 1 Popper 1 Double value clay
<b>DISTANCES:</b> 6 – 10 m.	<b>NUMBER OF ROUNDS:</b> 8 Rounds Birdshot
<b>START:</b> Audible signal	<b>MAX POINTS:</b> 45 Points.
<b>STOP:</b> Last shot.	<b>PENALTIES:</b> As per current edition of IPSC Rule Book.
<b>START POSITION:</b> Standing anywhere within the designated shooting area, Gun option 2 held in both hands at hip level	
<b>PROCEDURE:</b> On the start signal, engage all targets.	
<b>DESIGN NOTES:</b> Popper activates double value disappearing clay	
<b>BRIEFING NOTES:</b> Safety Angles: 90 / 90 / 90.	

The diagram illustrates the Stage 5 setup. A blue figure representing the shooter stands at the top center, looking towards a designated shooting area (a white rectangle with a grey top) located below and to the right. To the left of the shooting area, there are several target icons: three black circles and three blue squares. To the right of the shooting area, there are three blue squares. The text 'Stage 5' is written to the right of the shooter's position.

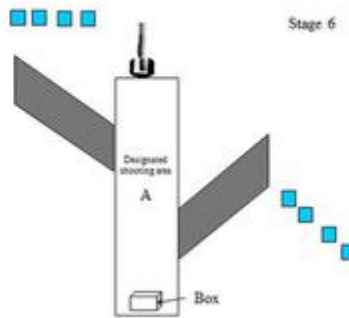
<b>CoF</b>	Comstock - Short	<b>Points</b>	45 p
<b>Targets</b>	1 popper, 6 plates, 1 frangible, (with 1 10p), Total 8 targets	<b>Min rounds</b>	8
<b>Firearm</b>	Shotgun	<b>Match-%</b>	5.66%

<b>Procedure</b>	Popper activates double value disappearing clay
<b>Starting position</b>	Standing anywhere within the designated shooting area, Gun option 2 held in both hands at hip level
<b>Firearm ready condition</b>	
<b>Start on</b>	Audible signal
<b>Stop on</b>	Last shot
<b>Penalties</b>	As per current edition of rules
<b>Safety angles</b>	90 90 90
<b>Setup notes</b>	

# 6. Stage 6

## Stage 6

STAGE INFO	
<b>TYPE:</b>	Short course.
<b>DISTANCES:</b>	10 m.
<b>START:</b>	Audible signal
<b>STOP:</b>	Last shot.
<b>TARGETS:</b>	8 IPSC Metal Plates
<b>NUMBER OF ROUNDS:</b>	8 Rounds Bird Shot
<b>MAX POINTS:</b>	40 Points.
<b>PENALTIES:</b>	As per current edition of IPSC Rule Book.
<b>START POSITION:</b>	Standing at A facing left or right, gun on tyre option 3 all ammunition to be placed in box
<b>PROCEDURE:</b>	On the start signal, engage all targets
<b>DESIGN NOTES:</b>	All ammunition to be placed in box which must close, no shell carriers or ammunition allowed on the gun
<b>BRIEFING NOTES:</b>	<b>Safety Angles:</b> 90 / 90 / 90



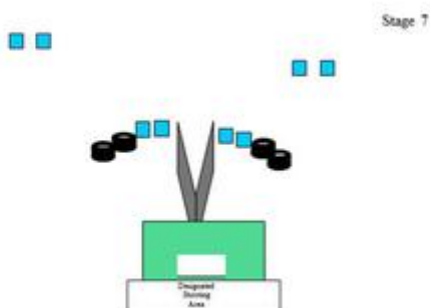
CoF	Comstock - Short	Points	40 p
Targets	8 plates, Total 8 targets	Min rounds	8
Firearm	Shotgun	Match-%	5.03%

Procedure	All ammunition to be placed in box which must close, no shell carriers or ammunition allowed on the gun
Starting position	Standing at A facing left or right, gun on tyre option 3 all ammunition to be placed in box
Firearm ready condition	
Start on	Audible signal
Stop on	Last shot
Penalties	As per current edition of rules
Safety angles	90 90 90
Setup notes	

# 7. Stage 7

## Stage 7

STAGE INFO	
<b>TYPE:</b> Short Course.	<b>TARGETS:</b> 8 IPSC Metal Plates
<b>DISTANCES:</b> 10-12 m.	<b>NUMBER OF ROUNDS:</b> 8 Rounds Birdshot
<b>START:</b> Audible signal	<b>MAX POINTS:</b> 40 Points.
<b>STOP:</b> Last shot.	<b>PENALTIES:</b> As per current edition of IPSC Rule Book.
<b>START POSITION:</b>	Standing anywhere within the designated shooting area. Gun loaded option 1 held in both hands at waist level
<b>PROCEDURE:</b>	On the start signal, engage all targets.
<b>DESIGN NOTES:</b>	
<b>BRIEFING NOTES:</b> Safety Angles: 90 / 90 / 90.	



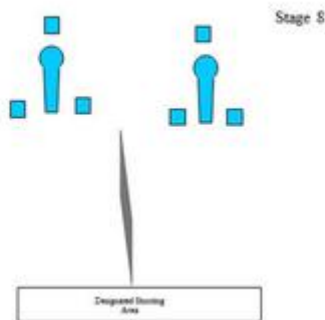
CoF	Comstock - Short	Points	40 p
Targets	8 plates, Total 8 targets	Min rounds	8
Firearm	Shotgun	Match-%	5.03%

Procedure	
Starting position	Standing anywhere within the designated shooting area. Gun loaded option 1 held in both hands at wa
Firearm ready condition	
Start on	Audible signal
Stop on	Last shot
Penalties	As per current edition of rules
Safety angles	90 90 90
Setup notes	

# 8. Stage 8

## Stage 8

STAGE INFO	
<b>TYPE:</b> Short course.	<b>TARGETS:</b> 6 IPSC Metal Plates 2 Poppers
<b>DISTANCES:</b> 8 – 10 m.	<b>NUMBER OF ROUNDS:</b> 8 Rounds Birdshot
<b>START:</b> Audible signal	<b>MAX POINTS:</b> 40 Points.
<b>STOP:</b> Last shot.	<b>PENALTIES:</b> As per current edition of IPSC Rule Book.
<b>START POSITION:</b>	Standing anywhere within the designated shooting area. Gun loaded option 3 held in both hands at waist level
<b>PROCEDURE:</b>	On the start signal, engage all targets
<b>DESIGN NOTES:</b>	
<b>BRIEFING NOTES:</b> Safety Angles: 90 / 90 / 90.	



<b>CoF</b>	Comstock - Short	<b>Points</b>	40 p
<b>Targets</b>	2 popper, 6 plates, Total 8 targets	<b>Min rounds</b>	8
<b>Firearm</b>	Shotgun	<b>Match-%</b>	5.03%

<b>Procedure</b>	
<b>Starting position</b>	Standing anywhere within the designated shooting area. Gun loaded option 3 held in both hands at wa
<b>Firearm ready condition</b>	
<b>Start on</b>	Audible signal
<b>Stop on</b>	Last shot
<b>Penalties</b>	As per current edition of rules
<b>Safety angles</b>	90 90 90
<b>Setup notes</b>	



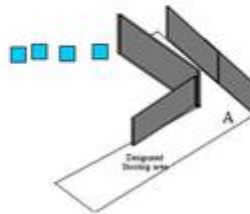
# 9. Stage 9

## Stage 9

STAGE INFO	
<b>TYPE:</b> Short course.	<b>TARGETS:</b> 8 IPSC Metal Plates
<b>DISTANCES:</b> 10-12 m.	<b>NUMBER OF ROUNDS:</b> 8 Rounds Birdshot
<b>START:</b> Audible signal	<b>MAX POINTS:</b> 40 Points.
<b>STOP:</b> Last shot.	<b>PENALTIES:</b> As per current edition of IPSC Rule Book.
<b>START POSITION:</b>	Standing at A within the designated shooting area Gun loaded option 1 held in both hands at waist level
<b>PROCEDURE:</b>	On the start signal, engage all targets
<b>DESIGN NOTES:</b>	
<b>BRIEFING NOTES:</b> Safety Angles: 90 / 90 / 90.	



Stage 9



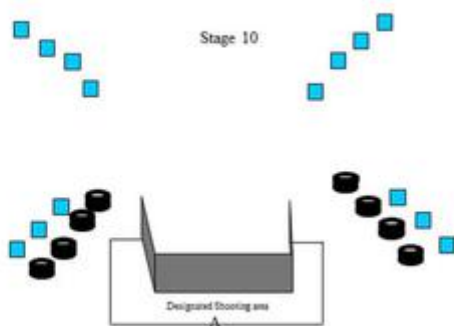
CoF	Comstock - Short	Points	40 p
Targets	8 plates, Total 8 targets	Min rounds	8
Firearm	Shotgun	Match-%	5.03%

Procedure	
Starting position	Standing at A within the designated shooting area Gun loaded option 1 held in both hands at waist
Firearm ready condition	
Start on	Audible signal
Stop on	Last shot
Penalties	As per current edition of rules
Safety angles	90 90 90
Setup notes	

# 10. Stage 10

## Stage 10

Stage info	
<b>TYPE:</b>	Medium Course.
<b>TARGETS:</b>	14 IPSC Metal Plates
<b>NUMBER OF ROUNDS</b>	14 Rounds Birdshot
<b>DISTANCES:</b>	8- 14 M.
<b>MAX POINTS:</b>	70 Points.
<b>START:</b>	Audible signal
<b>PENALTIES:</b>	As per current edition of IPSC Rule Book.
<b>STOP:</b>	Last shot.
<b>START POSITION:</b>	Standing at A within the designated shooting area Gun loaded option 1 held in both hands at waist level
<b>PROCEDURE:</b>	On the start signal, engage all targets
<b>DESIGN NOTES:</b>	
<b>BRIEFING NOTES:</b>	Safety Angles: 90 / 90 / 90.



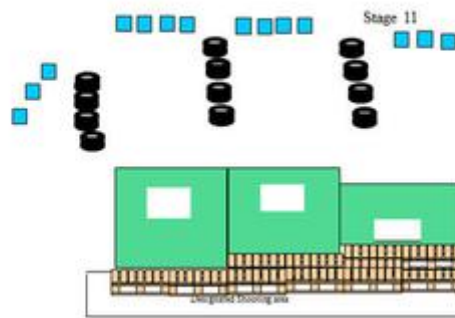
CoF	Comstock - Medium	Points	70 p
Targets	14 plates, Total 14 targets	Min rounds	14
Firearm	Shotgun	Match-%	8.81%

Procedure	
Starting position	Standing at A within the designated shooting area Gun loaded option 1 held in both hands at waist
Firearm ready condition	
Start on	Audible signal
Stop on	Last shot
Penalties	As per current edition of rules
Safety angles	90 90 90
Setup notes	

# 11. Stage 11

## Stage 11

STAGE INFO	
<b>TYPE:</b> Medium course.	<b>TARGETS:</b> 14 IPSC Metal Plates
<b>DISTANCES:</b> 6 – 12 M	<b>NUMBER OF ROUNDS:</b> 14 Rounds Birdshot
<b>START:</b> Audible signal	<b>MAX POINTS:</b> 70 Points.
<b>STOP:</b> Last shot.	<b>PENALTIES:</b> As per current edition of IPSC Rule Book.
<b>START POSITION:</b> Standing anywhere within the designated shooting area Gun loaded option 1. Held in both hands at waist level	
<b>PROCEDURE:</b> On the start signal, engage all targets	
<b>DESIGN NOTES:</b>	
<b>BRIEFING NOTES:</b> Safety Angles: 90 / 90 / 90.	



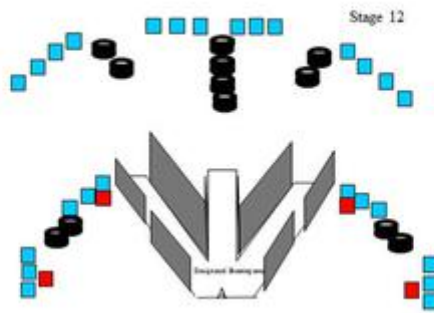
CoF	Comstock - Medium	Points	70 p
Targets	14 plates, Total 14 targets	Min rounds	14
Firearm	Shotgun	Match-%	8.81%

Procedure	
Starting position	Standing at A within the designated shooting area Gun loaded option 1 held in both hands at waist
Firearm ready condition	
Start on	Audible signal
Stop on	Last shot
Penalties	As per current edition of rules
Safety angles	90 90 90
Setup notes	

# 12. Stage 12

## Stage 12

STAGE INFO			
<b>TYPE:</b>	Long course.	<b>TARGETS:</b>	26 IPSC Metal Plates
<b>DISTANCES:</b>	7 - 18 m.	<b>NUMBER OF ROUNDS</b>	26 Rounds Birdshot
<b>START:</b>	Audible signal	<b>MAX POINTS:</b>	130 Points.
<b>STOP:</b>	Last shot.	<b>PENALTIES:</b>	As per current edition of IPSC Rule Book.
<b>START POSITION:</b>	Standing at A within the designated shooting area Gun loaded option 1 held in both hands at waist level		
<b>PROCEDURE:</b>	On the start signal, engage all targets		
<b>DESIGN NOTES:</b>			
<b>BRIEFING NOTES:</b>	Safety Angles: 90 / 90 / 90.		



CoF	Comstock - Long	Points	130 p
Targets	26 plates, 4 no-shoot, Total 26 targets	Min rounds	26
Firearm	Shotgun	Match-%	16.35%

Procedure	
Starting position	Standing at A within the designated shooting area Gun loaded option 1 held in both hands at waist
Firearm ready condition	
Start on	Audible signal
Stop on	Last shot
Penalties	As per current edition of rules
Safety angles	L/R
Setup notes	