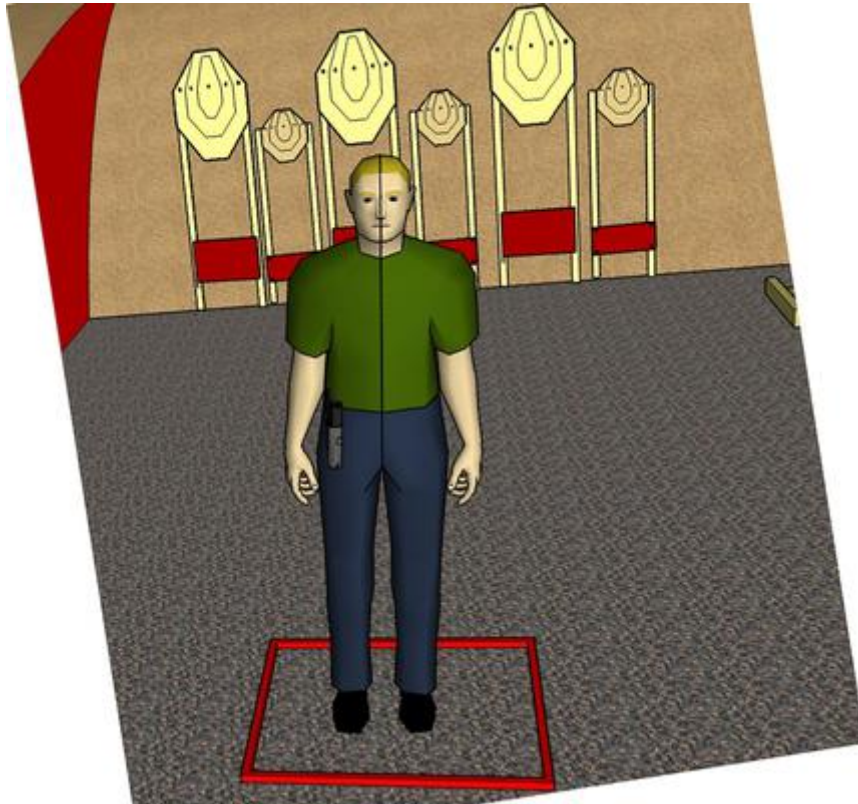


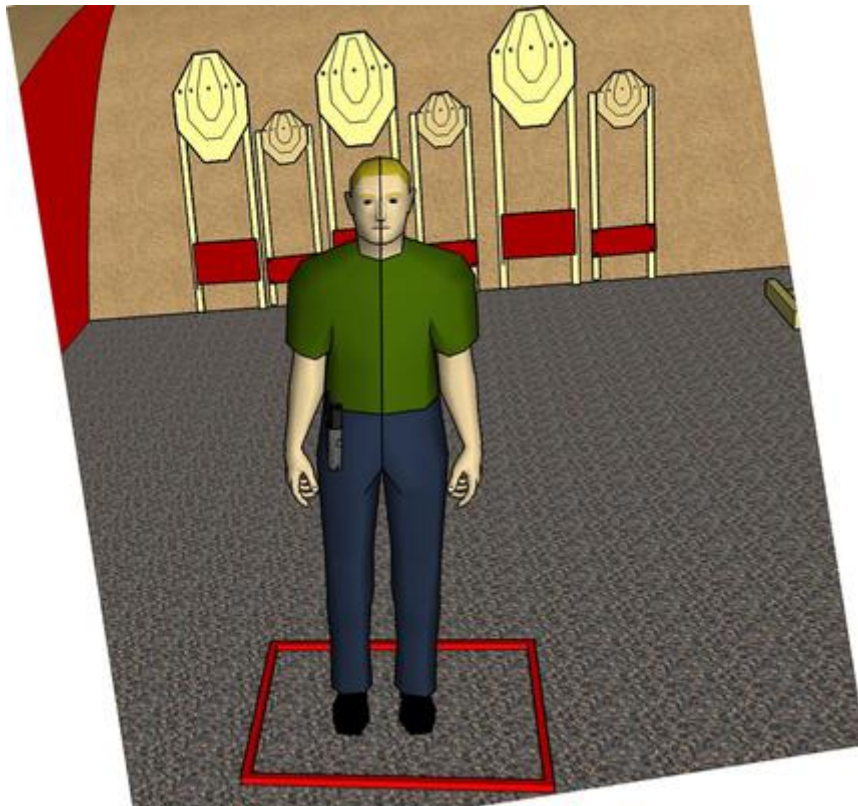
1. El Pretzidentoz



| | | | |
|---------|--------------------------|------------|--------|
| CoF | Comstock - Short | Points | 60 p |
| Targets | 3 paper, Total 3 targets | Min rounds | 12 |
| Firearm | Handgun | Match-% | 19.35% |

| | |
|-------------------------|---|
| Procedure | On start signal engage all IPSC TARGETS with 2 shots in each, perform mandatory reload then 2 shots in each HOTRANGE with stage 2 ! |
| Starting position | Gun loaded and holstered. Standing relaxed facing UPRANGE |
| Firearm ready condition | |
| Start on | Audible signal |
| Stop on | Last shot |
| Penalties | As per current edition of rules |
| Safety angles | Left: tape, end of building, right: 90deg when facing berm, vertical: top of berm |
| Setup notes | |

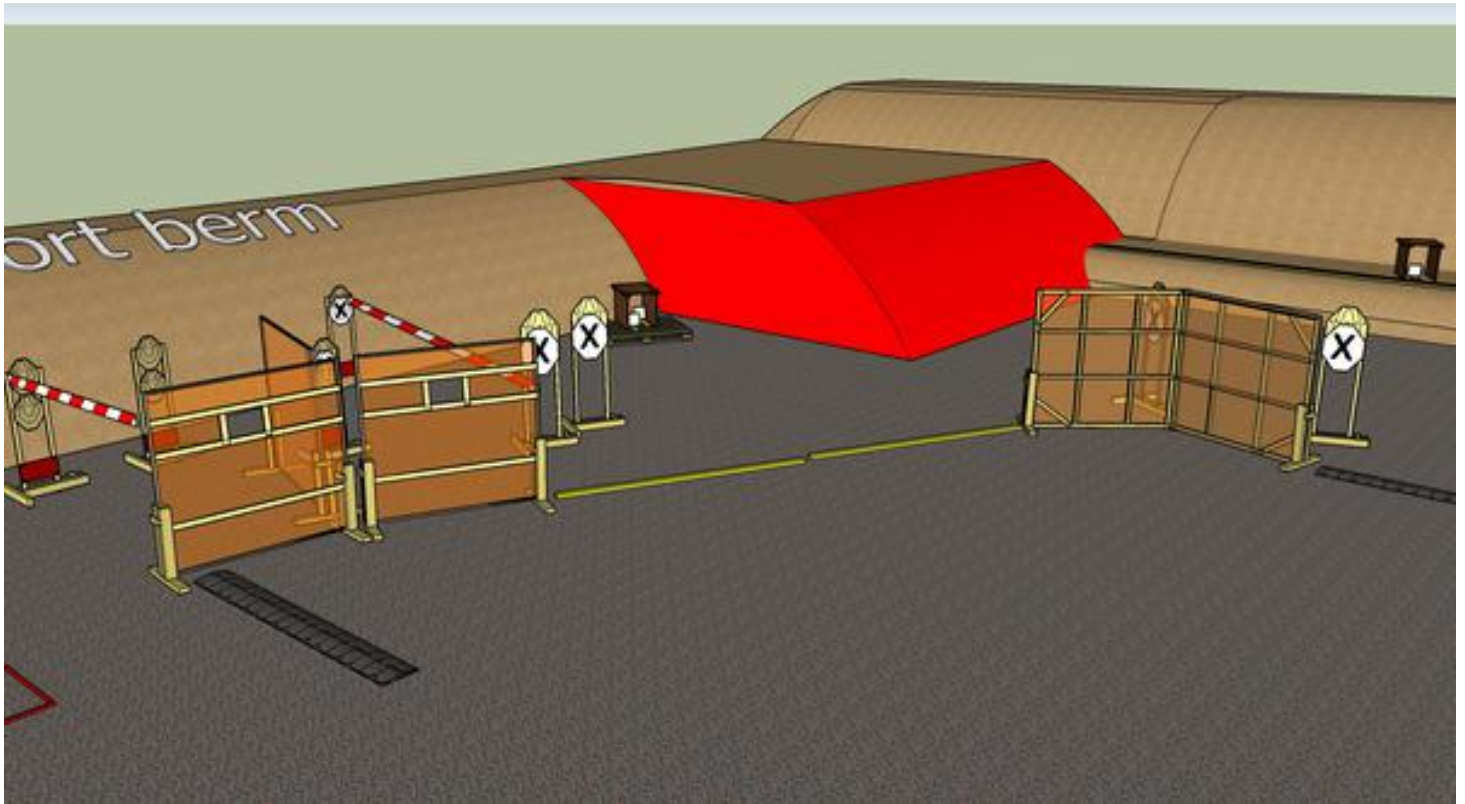
2. El Prez no bueno mano



| | | | |
|---------|--------------------------|------------|-------|
| CoF | Comstock - Short | Points | 30 p |
| Targets | 3 paper, Total 3 targets | Min rounds | 6 |
| Firearm | Handgun | Match-% | 9.68% |

| | |
|-------------------------|--|
| Procedure | On start signal engage ALL IPSC MINI TARGETS with 2 shots in each, all shots must be fired with WORST HAND ONLY. HOTRANGE with stage 1 ! |
| Starting position | Gun loaded and holstered. Standing relaxed facing UPRANGE |
| Firearm ready condition | |
| Start on | Audible signal |
| Stop on | Last shot |
| Penalties | As per current edition of rules |
| Safety angles | Left: tape, end of building, right: 90deg when facing berm, vertical: top of berm |
| Setup notes | |

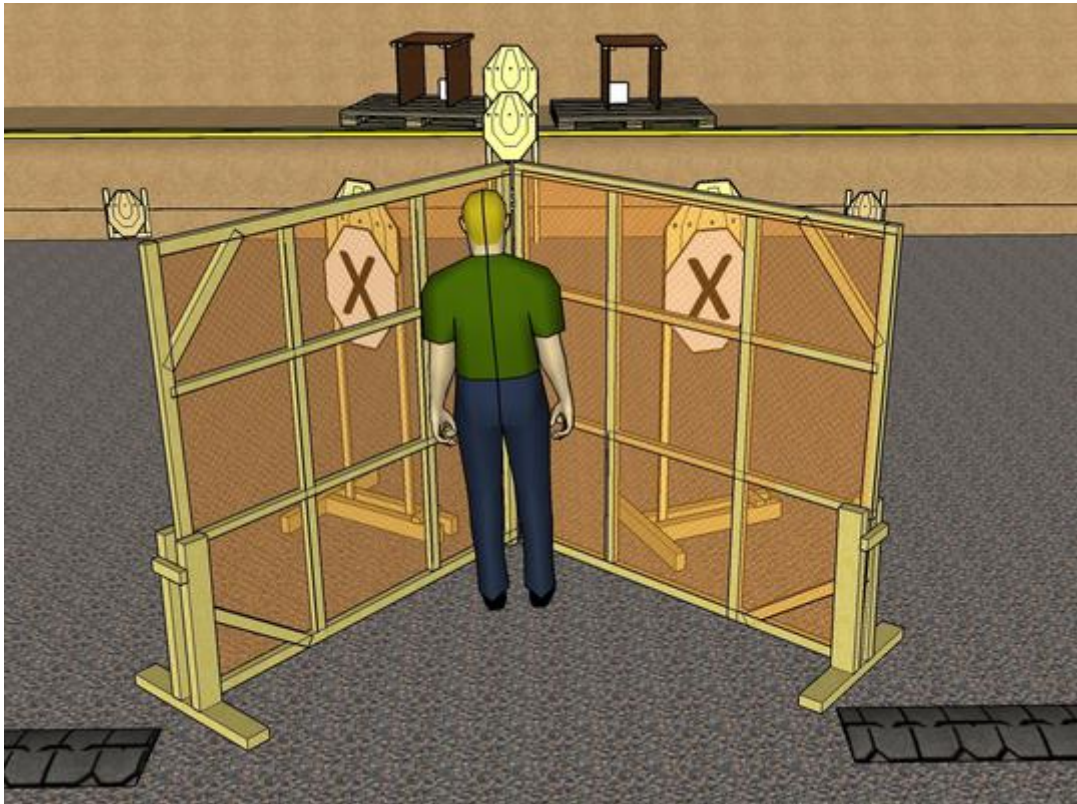
3. Through the looking glass



| | | | |
|---------|--|------------|--------|
| CoF | Comstock - Long | Points | 125 p |
| Targets | 11 paper, 3 plates, 6 no-shoot, Total 14 targets | Min rounds | 25 |
| Firearm | Handgun | Match-% | 40.32% |

| | |
|-------------------------|--|
| Procedure | On start signal engage all targets as they become visible within the demarcated area |
| Starting position | Gun loaded and holstered. Standing relaxed in BOX A facing downrange. |
| Firearm ready condition | |
| Start on | Audible signal |
| Stop on | Last shot |
| Penalties | As per current edition of rules |
| Safety angles | Left: tape, end of building, right: 90deg when facing berm following competitor, vertical: top of berm |
| Setup notes | |

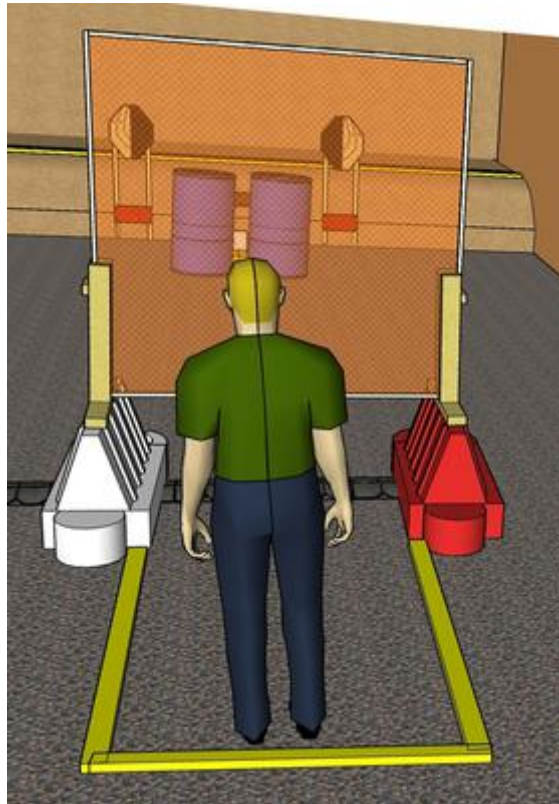
4. Right and left



| | | | |
|---------|--|------------|--------|
| CoF | Comstock - Medium | Points | 70 p |
| Targets | 6 paper, 2 plates, 2 no-shoot, Total 8 targets | Min rounds | 14 |
| Firearm | Handgun | Match-% | 22.58% |

| | |
|-------------------------|--|
| Procedure | On start signal engage all targets as they become visible within the demarcated area |
| Starting position | Gun loaded and holstered. Standing relaxed facing downrange in angle made by walls |
| Firearm ready condition | |
| Start on | Audible signal |
| Stop on | Last shot |
| Penalties | As per current edition of rules |
| Safety angles | Left/right: 90deg when facing berm, vertical: top of berm (logs) |
| Setup notes | |

5. Get DAOWN



| | | | |
|---------|------------------------------------|------------|-------|
| CoF | Comstock - Short | Points | 25 p |
| Targets | 2 paper, 1 plates, Total 3 targets | Min rounds | 5 |
| Firearm | Handgun | Match-% | 8.06% |

| | |
|-------------------------|--|
| Procedure | On start signal engage all targets as they become visible within the demarcated area |
| Starting position | Gun loaded and holstered. Standing relaxed facing downrange |
| Firearm ready condition | |
| Start on | Audible signal |
| Stop on | Last shot |
| Penalties | As per current edition of rules |
| Safety angles | Left/right: 90deg when facing berm, vertical: top of berm (logs) |
| Setup notes | |