

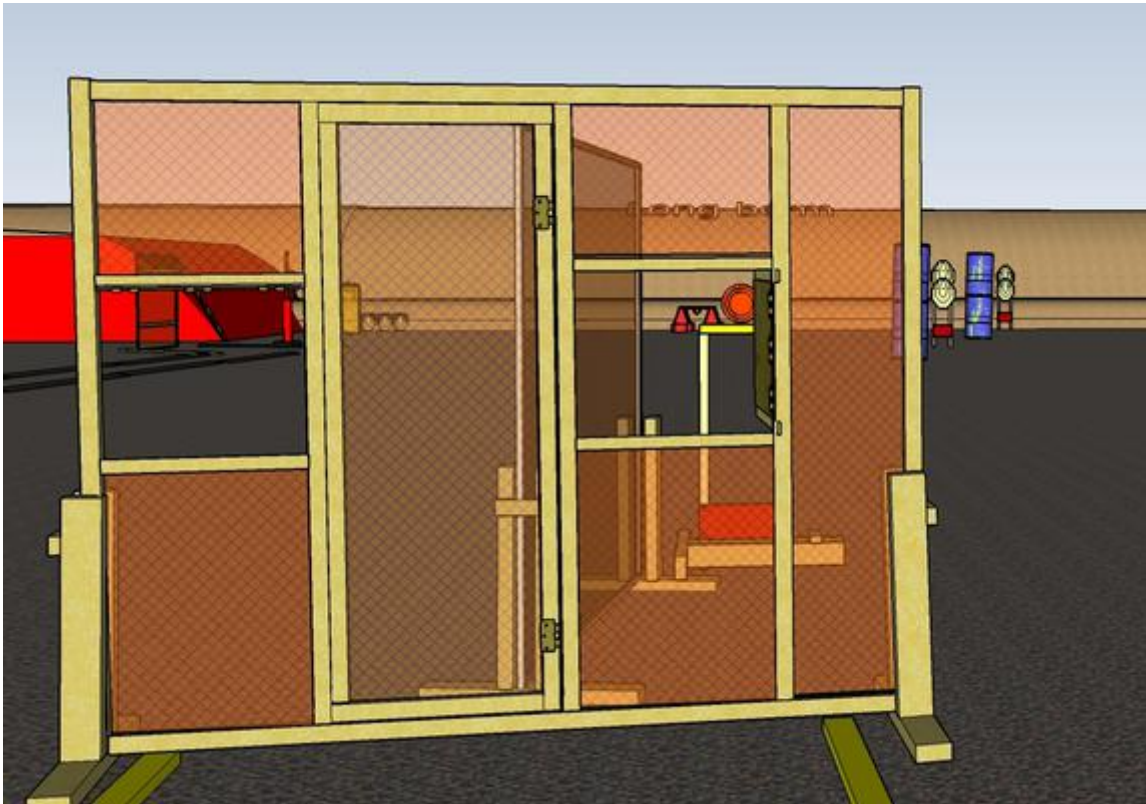
1. Stand and deliver



CoF	Comstock - Short	Points	40 p
Targets	4 paper, Total 4 targets	Min rounds	8
Firearm	Rifle	Match-%	9.88%

Procedure	On start signal engage all targets from within BOX A
Starting position	Standing relaxed in BOX A facing downrange. Rifle OPTION 1
Firearm ready condition	
Start on	Audible signal
Stop on	Last shot
Penalties	As per current edition of rules
Safety angles	Left: tape, end of building, right: end of fence when facing berm, vertical: top of berm
Setup notes	

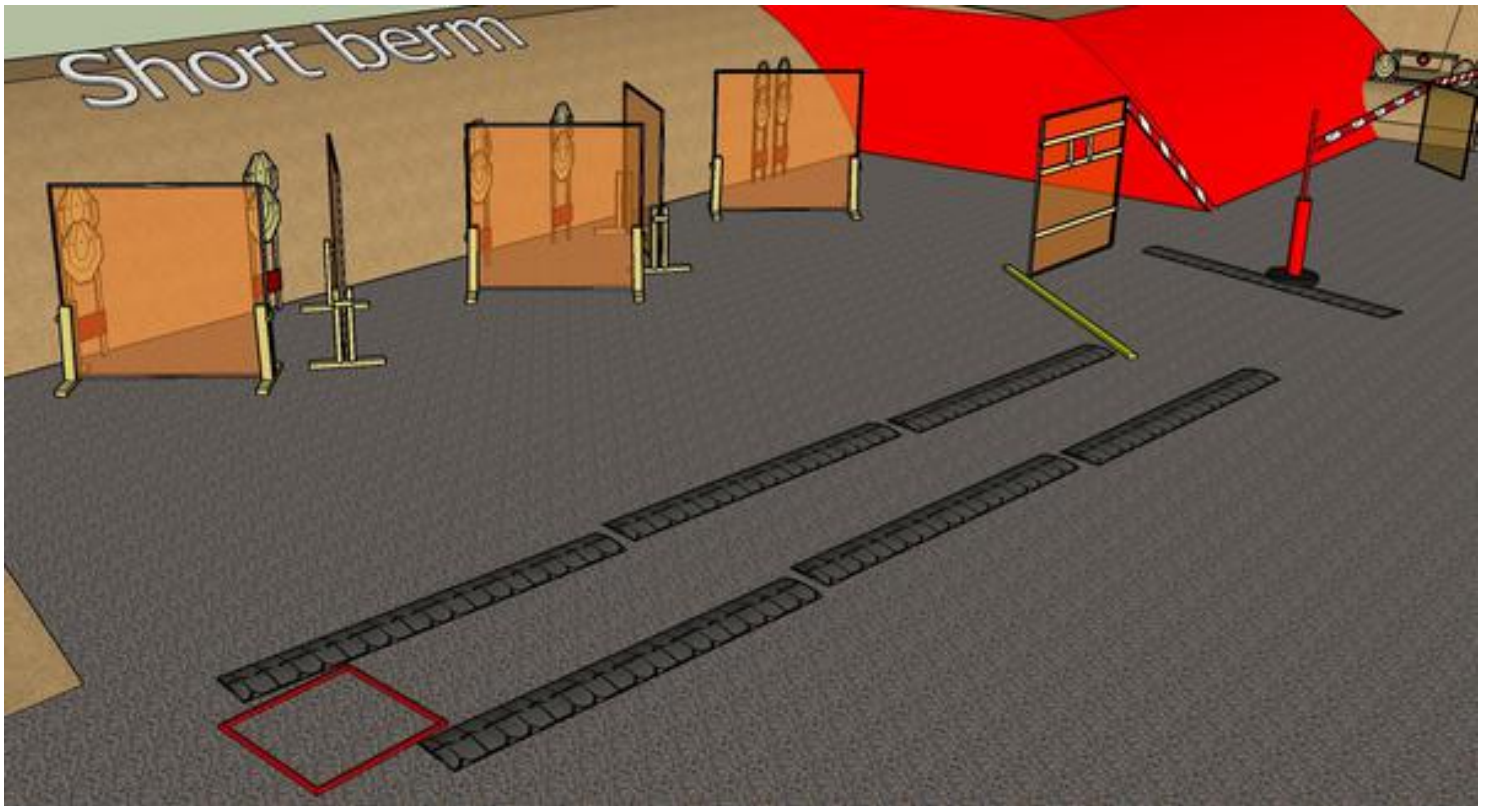
2. Through and far-ish away



CoF	Comstock - Medium	Points	80 p
Targets	7 paper, 2 frangible, Total 9 targets	Min rounds	16
Firearm	Rifle	Match-%	19.75%

Procedure	On start signal engage all targets as they become visible within the demarcated area All shots MUST BE FIRED THROUGH APERTURES
Starting position	Standing relaxed facing downrange. Rifle OPTION 1
Firearm ready condition	
Start on	Audible signal
Stop on	Last shot
Penalties	As per current edition of rules
Safety angles	Left: tape, end of building, right: end of fence when facing berm, vertical: top of berm
Setup notes	

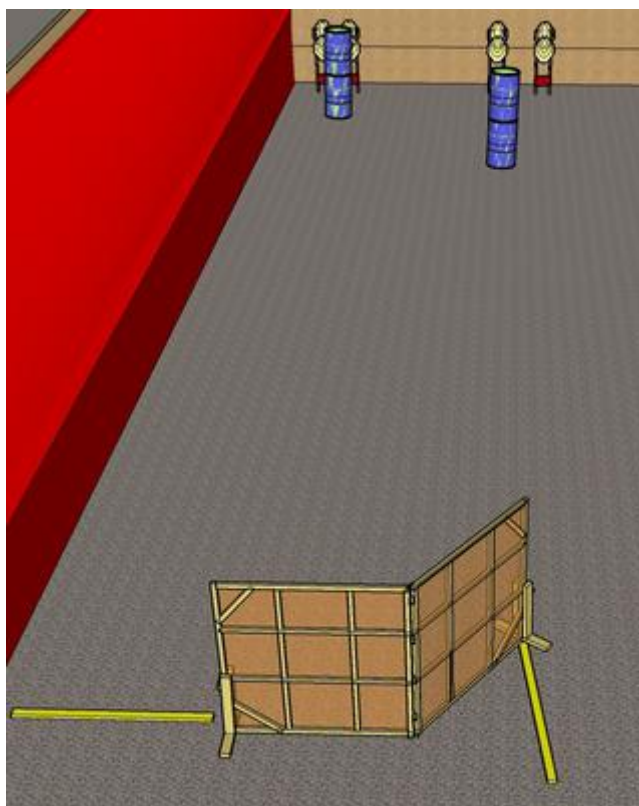
3. Stop'n'go



CoF	Comstock - Long	Points	145 p
Targets	14 paper, 1 frangible, Total 15 targets	Min rounds	29
Firearm	Rifle	Match-%	35.80%

Procedure	On start signal engage all targets as they become visible within the demarcated area Tirethreads = faultlines Red/white tape = walls extending up/down to infinity
Starting position	Standing relaxed in BOX A facing downrange. Rifle OPTION 1
Firearm ready condition	
Start on	Audible signal
Stop on	Last shot
Penalties	As per current edition of rules
Safety angles	Left: tape, end of building, right: 90deg when facing berm (following shooter), vertical: top of berm
Setup notes	

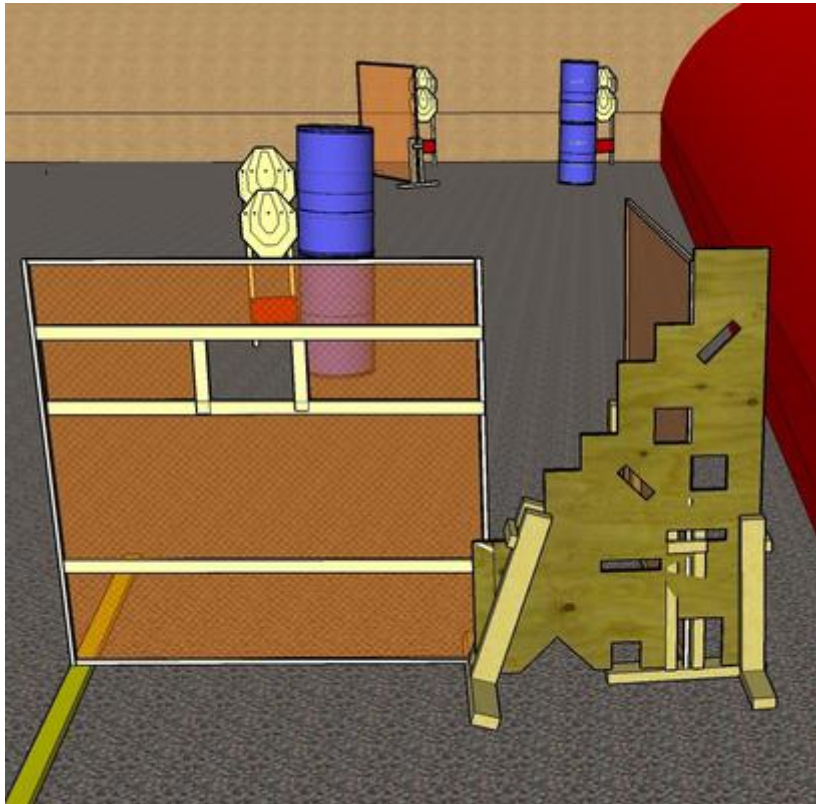
4. Peek-a-boo



CoF	Comstock - Medium	Points	80 p
Targets	8 paper, Total 8 targets	Min rounds	16
Firearm	Rifle	Match-%	19.75%

Procedure	Starting anywhere in area. On start signal engage all targets as they become visible within the demarcated area. Triangle-plastic boxes are faultlines
Starting position	Standing relaxed facing downrange. Rifle OPTION 1
Firearm ready condition	
Start on	Audible signal
Stop on	Last shot
Penalties	As per current edition of rules
Safety angles	Left/right: 90deg when facing berm, vertical: top of berm
Setup notes	

5. Can you see it



CoF	Comstock - Medium	Points	60 p
Targets	6 paper, Total 6 targets	Min rounds	12
Firearm	Rifle	Match-%	14.81%

Procedure	On start signal engage all targets as they become visible within the demarcated area All shots must be fired THROUGH APERTURES
Starting position	Standing relaxed facing downrange. Rifle OPTION 1
Firearm ready condition	
Start on	Audible signal
Stop on	Last shot
Penalties	As per current edition of rules
Safety angles	Left/right: 90deg when facing berm, vertical: top of berm
Setup notes	