


1. Stage1



CoF	Comstock - Short	Points	50 p
Targets	2 paper, 3 popper, 3 plates, Total 8 targets	Min rounds	10
Firearm	Handgun	Match-%	15.62%

Procedure	On the start signal engage all targets as visible from within the demarcated area.
Starting position	Gun loaded on the table, all magazines to be used on the table.
Firearm ready condition	
Start on	Audible signal
Stop on	Last shot
Penalties	As per current edition of rules
Safety angles	L/R
Setup notes	

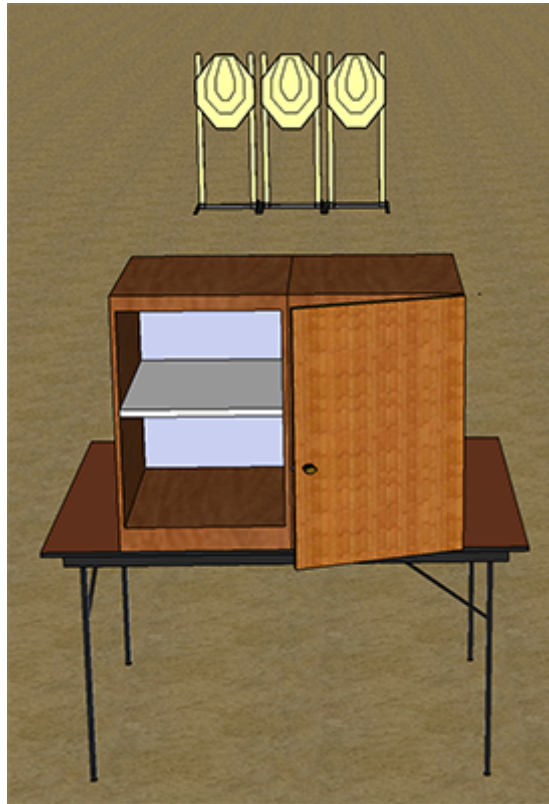
2. Stage2



CoF	Comstock - Short	Points	45 p
Targets	3 paper, 3 popper, Total 6 targets	Min rounds	9
Firearm	Handgun	Match-%	14.06%

Procedure	On the start signal move the valuables to the cupboard and retrieve gun, engage all targets as visible from within the demarcated area.
Starting position	Magazine inserted, un-racked on shelf. Strong hand on the valuables, weak hand on the door handle.
Firearm ready condition	
Start on	Audible signal
Stop on	Last shot
Penalties	As per current edition of rules
Safety angles	L/R
Setup notes	


3. Stage3



CoF	Comstock - Medium	Points	65 p
Targets	2 paper, 4 popper, 5 plates, Total 11 targets	Min rounds	13
Firearm	Handgun	Match-%	20.31%

Procedure	On start signal engage targets as visible from within the demarcated area. Freestyle around the weak hand side of the barricade. Strong hand only around the strong hand side of the barricade.
Starting position	Default standing in the start box on your weak hand side
Firearm ready condition	
Start on	Audible signal
Stop on	Last shot
Penalties	As per current edition of rules
Safety angles	L/R
Setup notes	

4. Stage4



CoF	Comstock - Long	Points	160 p
Targets	7 paper, 10 popper, 8 plates, 1 no-shoot, Total 25 targets	Min rounds	32
Firearm	Handgun	Match-%	50.00%

Procedure	On start signal engage the targets as visible from within the demarcated area.
Starting position	Gun loaded and placed on top of the cupboard. All magazines inside the cupboard. Hands by side
Firearm ready condition	
Start on	Audible signal
Stop on	Last shot
Penalties	As per current edition of rules
Safety angles	L/R
Setup notes	