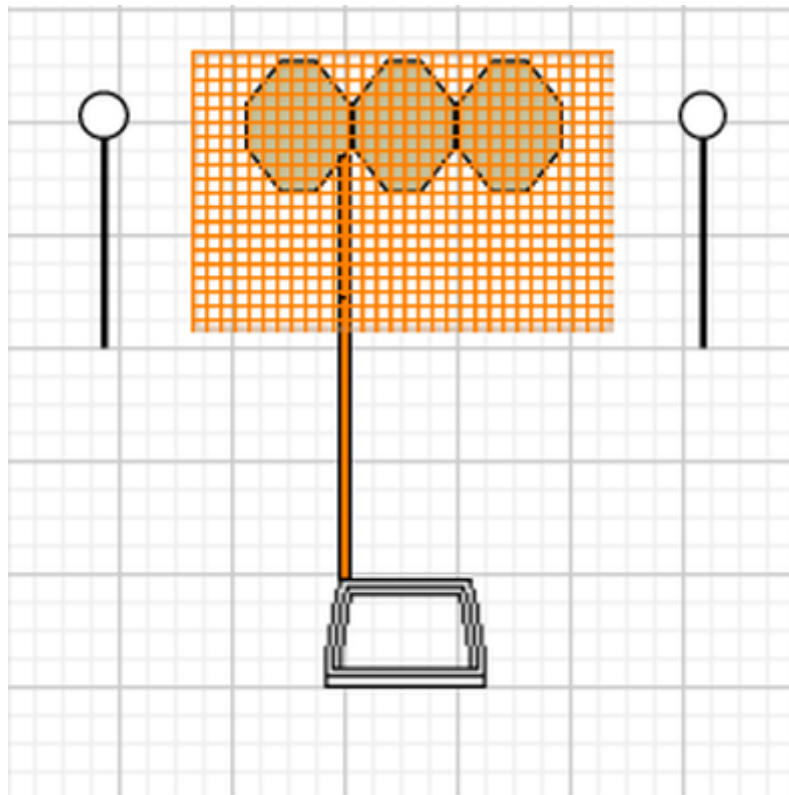


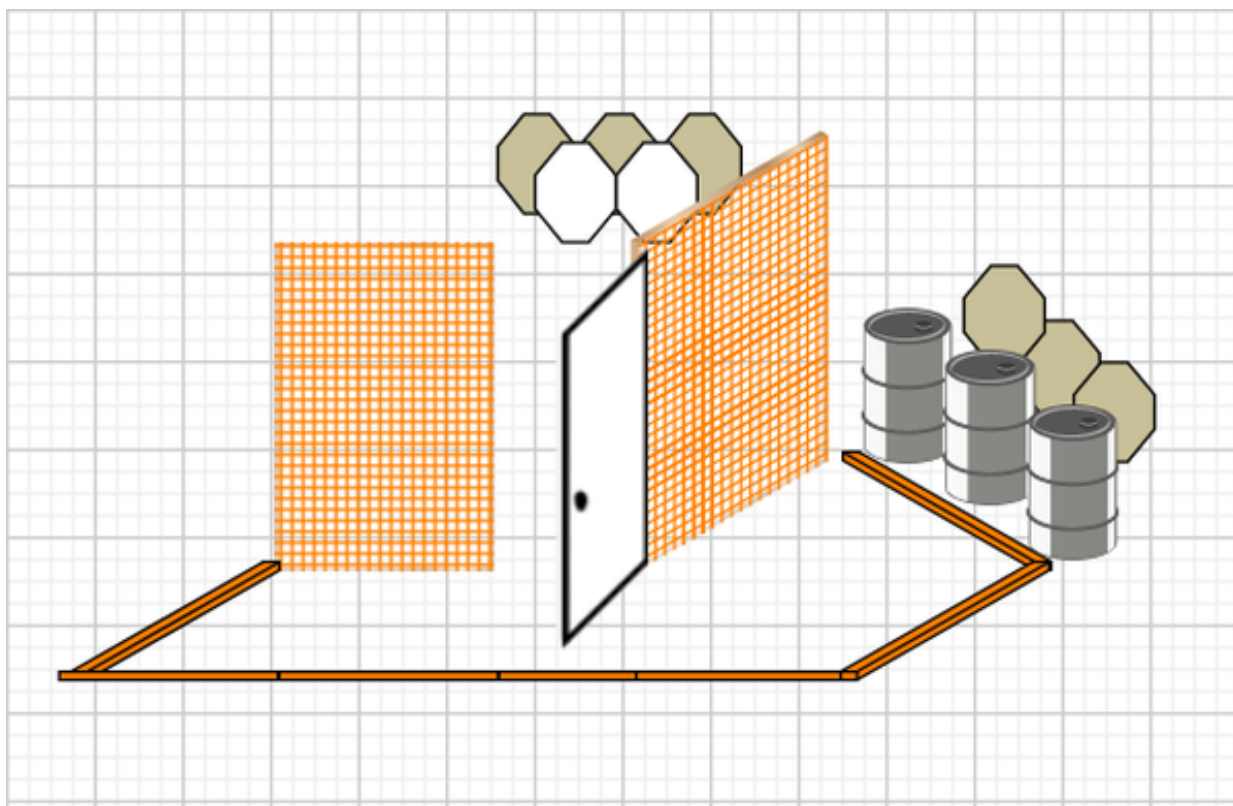
1. ipsc vallen vänster



CoF	Comstock - Short	Points	40 p
Targets	3 paper, 2 plates, Total 5 targets	Min rounds	8
Firearm	Mini Rifle	Match-%	8.08%

Procedure	After the audible signal engage all targets, pull rope to raise paper targets within the designated area
Starting position	Option 1
Firearm ready condition	
Start on	Audible signal
Stop on	Last shot
Penalties	As per current edition of rules
Safety angles	L painted poles right 90 degrees
Setup notes	

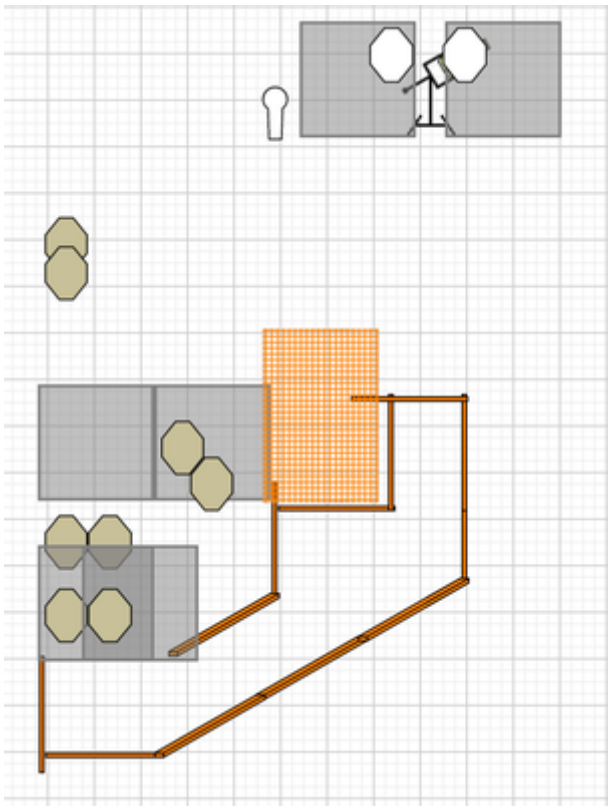
2. ipsc vall höger



CoF	Comstock - Medium	Points	60 p
Targets	6 paper, Total 6 targets	Min rounds	12
Firearm	Mini Rifle	Match-%	12.12%

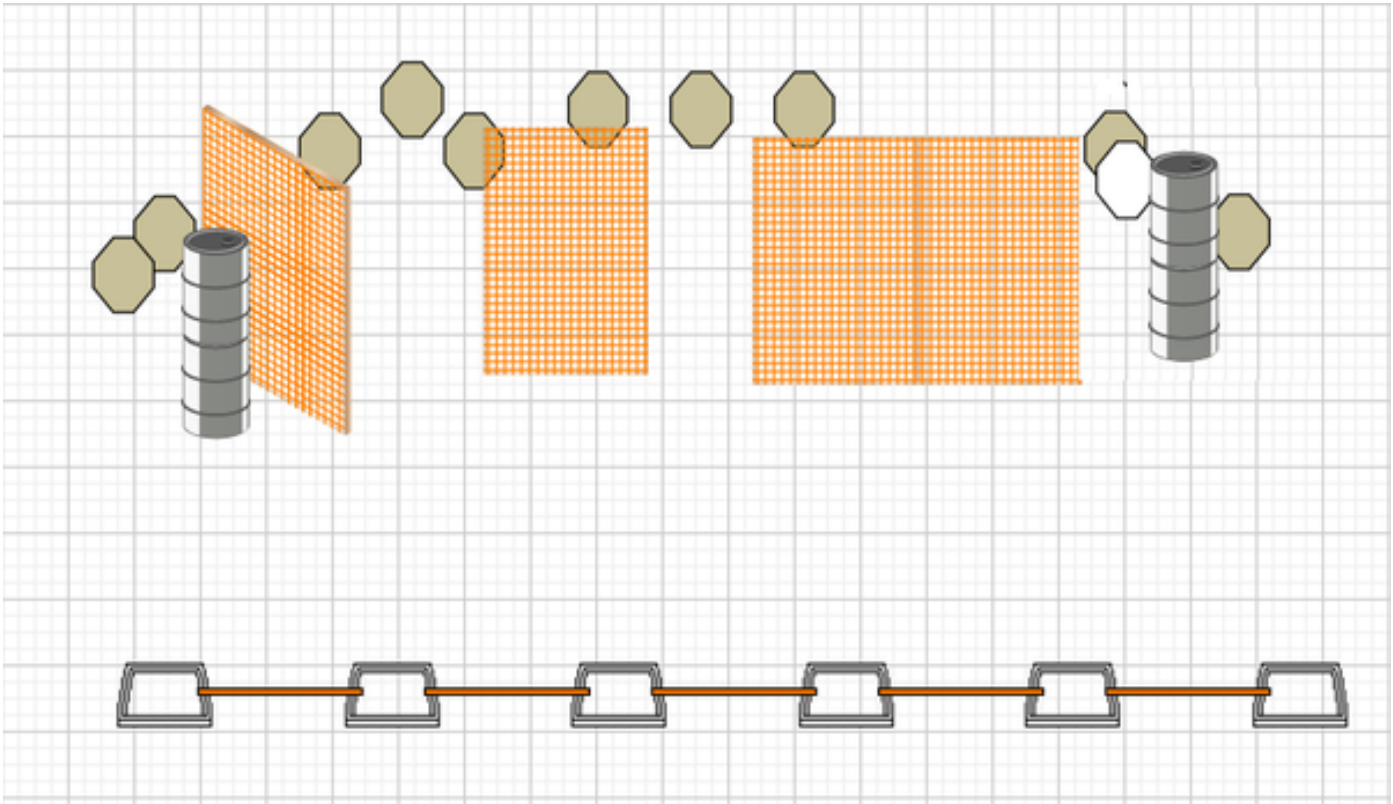
Procedure	After the audible signal engage all targets.
Starting position	option 2
Firearm ready condition	
Start on	Audible signal
Stop on	Last shot
Penalties	As per current edition of rules
Safety angles	L/R painted poles
Setup notes	

3. 50y vänster



CoF	Comstock - Medium	Points	95 p
Targets	9 paper, 1 popper, Total 10 targets	Min rounds	19
Firearm	Mini Rifle	Match-%	19.19%
Procedure	After the audible signal engage all targets as they become visible within the designated area Popper triggers swinger		
Starting position	option 3 sitting on chair		
Firearm ready condition			
Start on	Audible signal		
Stop on	Last shot		
Penalties	As per current edition of rules		
Safety angles	L/R		
Setup notes			

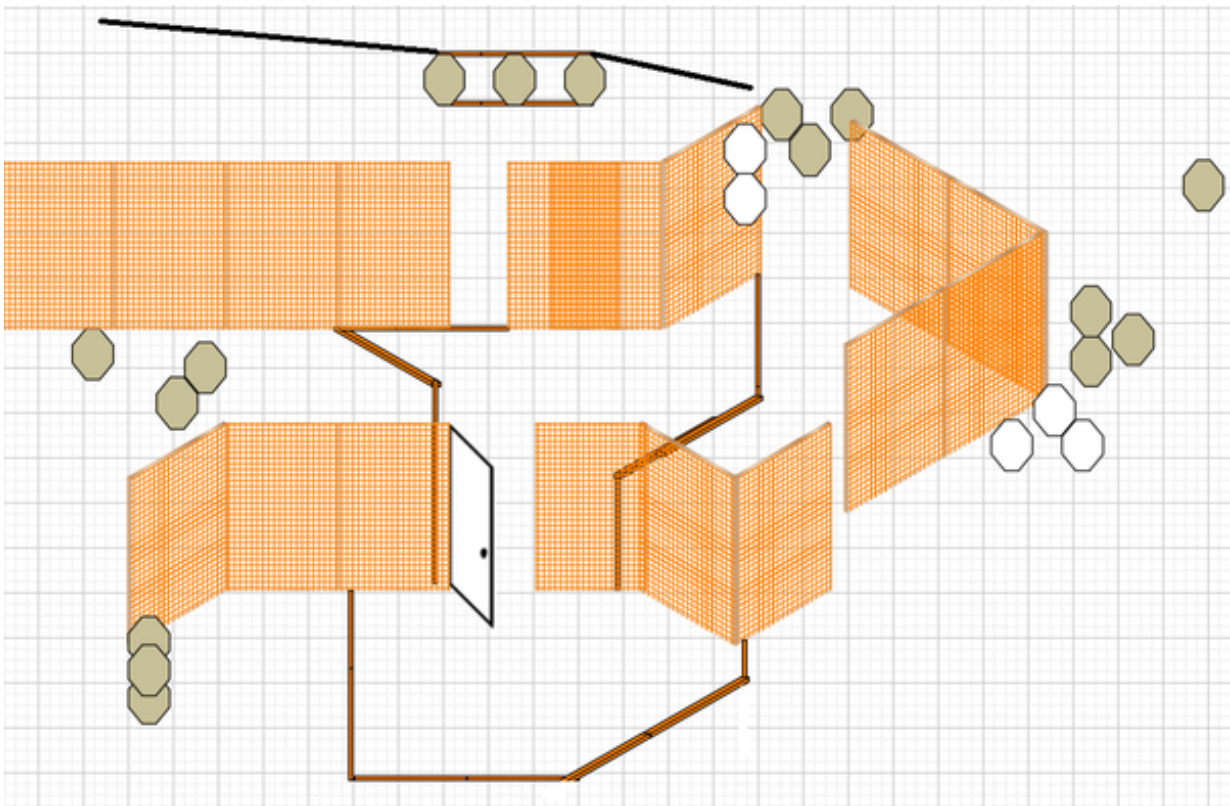
4. 50y höger



CoF	Comstock - Medium	Points	100 p
Targets	10 paper, 1 no-shoot, Total 10 targets	Min rounds	20
Firearm	Mini Rifle	Match-%	20.20%

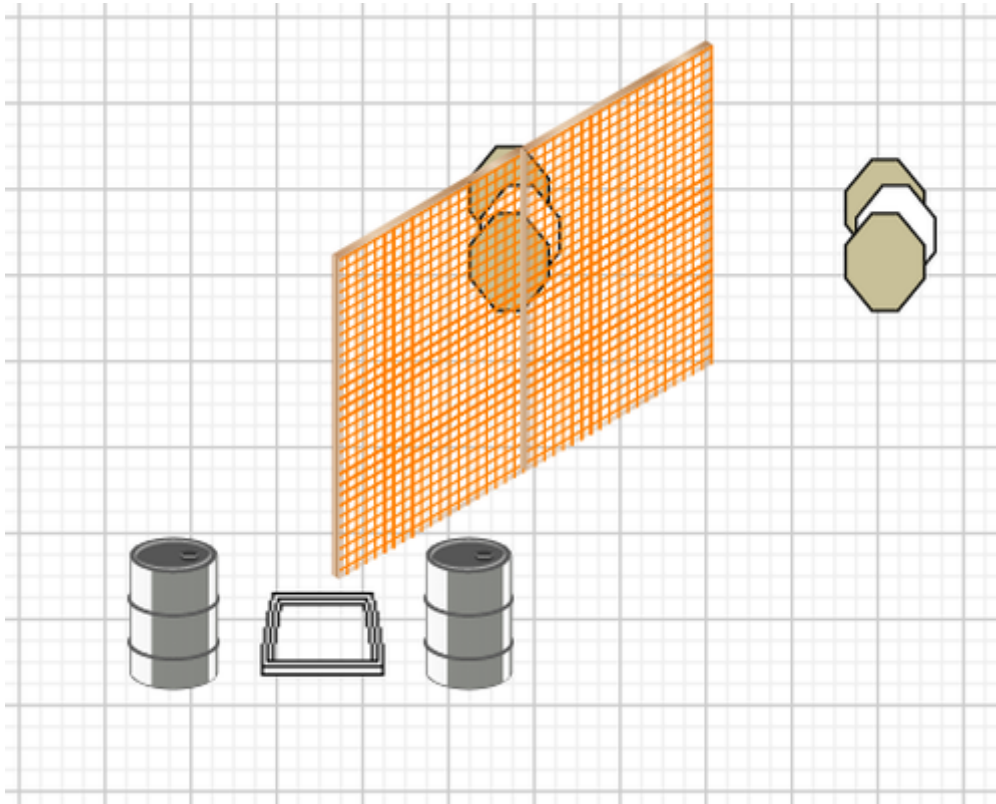
Procedure	After the audible signal engage all targets on the pallets and twobyfours as they becom visable Touching the grund will result in one procedure for each step
Starting position	option 1
Firearm ready condition	
Start on	Audible signal
Stop on	Last shot
Penalties	As per current edition of rules
Safety angles	L/R
Setup notes	

5. 25m



CoF	Comstock - Long	Points	160 p
Targets	16 paper, 5 no-shoot, Total 16 targets	Min rounds	32
Firearm	Mini Rifle	Match-%	32.32%
Procedure	After the audible signal engage all targets as they become visible. whitin the disegnetad area, Door starts the mover.		
Starting position	option i		
Firearm ready condition			
Start on	Audible signal		
Stop on	Last shot		
Penalties	As per current edition of rules		
Safety angles	L/R		
Setup notes			

6. 100m



CoF	Comstock - Short	Points	40 p
Targets	4 paper, 2 no-shoot, Total 4 targets	Min rounds	8
Firearm	Mini Rifle	Match-%	8.08%

Procedure	After the audible signal engage all targets.
Starting position	rifle unloaded on one of the barells, all magazines that are to be used on the other
Firearm ready condition	
Start on	Audible signal
Stop on	Last shot
Penalties	As per current edition of rules
Safety angles	painted poles
Setup notes	