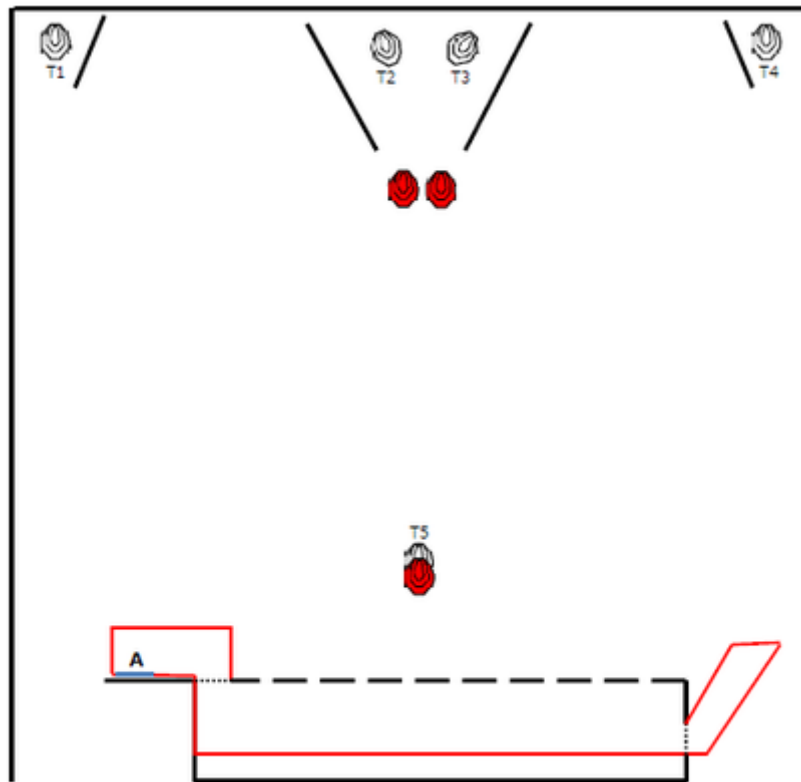


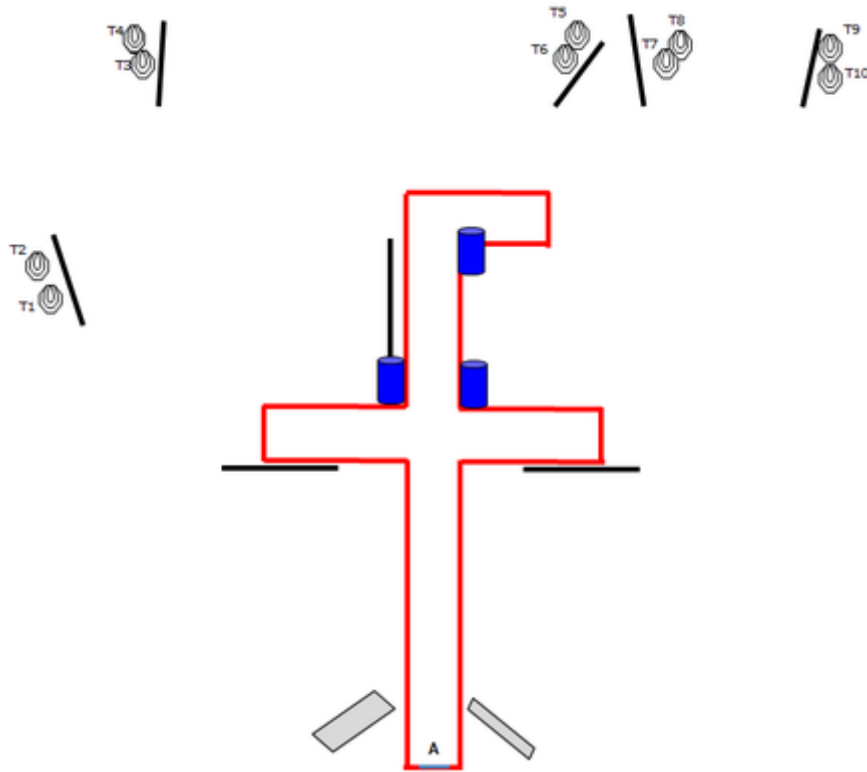
# 1. E: 25m Pistol



CoF	Comstock - Short	Points	50 p
Targets	5 paper, 3 no-shoot, Total 5 targets	Min rounds	10
Firearm	Rifle	Match-%	6.76%

Procedure	After audible signal engage all targets from within designated area
Starting position	Rifle loaded (option 1). Standing facing downrange at "A" with heels touching marks.
Firearm ready condition	
Start on	Audible signal
Stop on	Last shot
Penalties	As per current edition of rules
Safety angles	90° to the right and left.
Setup notes	T5 is placed low close to ground. Doors in shooting building is fixed open.

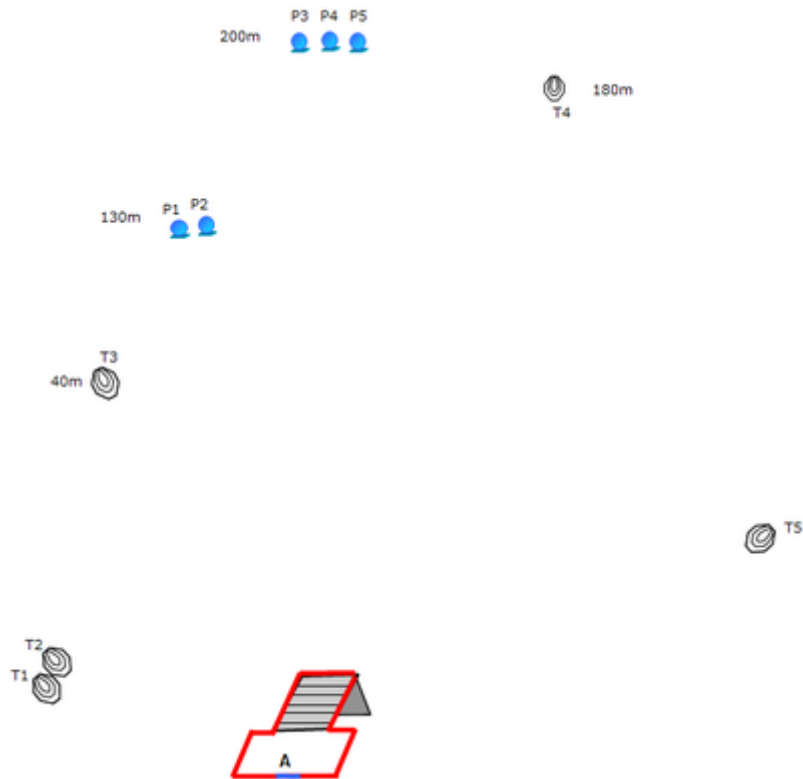
## 2. C: 50m



CoF	Comstock - Medium	Points	100 p
Targets	10 paper, 5 no-shoot, Total 10 targets	Min rounds	20
Firearm	Rifle	Match-%	13.51%

Procedure	After audible signal engage all targets from within designated area.
Starting position	Rifle loaded (option 1). Standing facing downrange at "A" with heels touching marks.
Firearm ready condition	
Start on	Audible signal
Stop on	Last shot
Penalties	As per current edition of rules
Safety angles	90° to the left and right.
Setup notes	Walls close to A is about 0,5m and 1m high. T1-2 and T9-10 is only visible from "A".

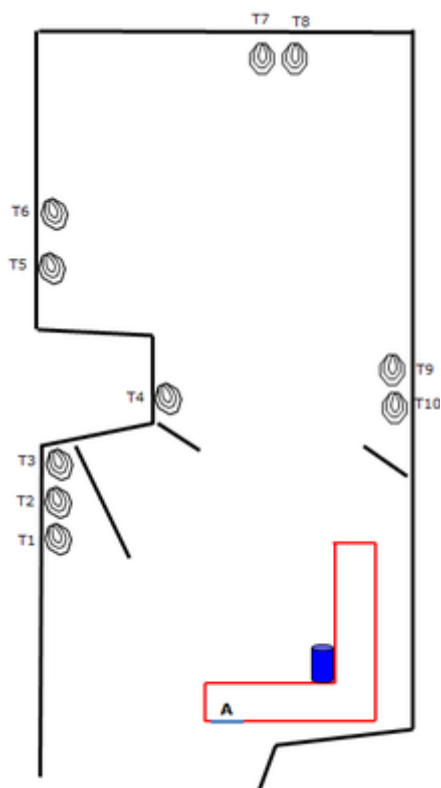
### 3. A1: 200m



CoF	Comstock - Medium	Points	100 p
Targets	5 paper, 5 plates, (with 5 10p), Total 10 targets	Min rounds	15
Firearm	Rifle	Match-%	13.51%

Procedure	After audible signal engage all targets from within designated area.
Starting position	Rifle loaded (option 1). Standing facing downrange at "A" with both heel touching mark.
Firearm ready condition	
Start on	Audible signal
Stop on	Last shot
Penalties	As per current edition of rules
Safety angles	90° to the left and right
Setup notes	T3, P1-P5 is visible in prone position on left side of the roof but not T4. T4 is visible in prone position on right side of the roof but not T3, P1-P5. P1-P5 and T3-T4 is visible from over the roof but not T1-T2 and T5.

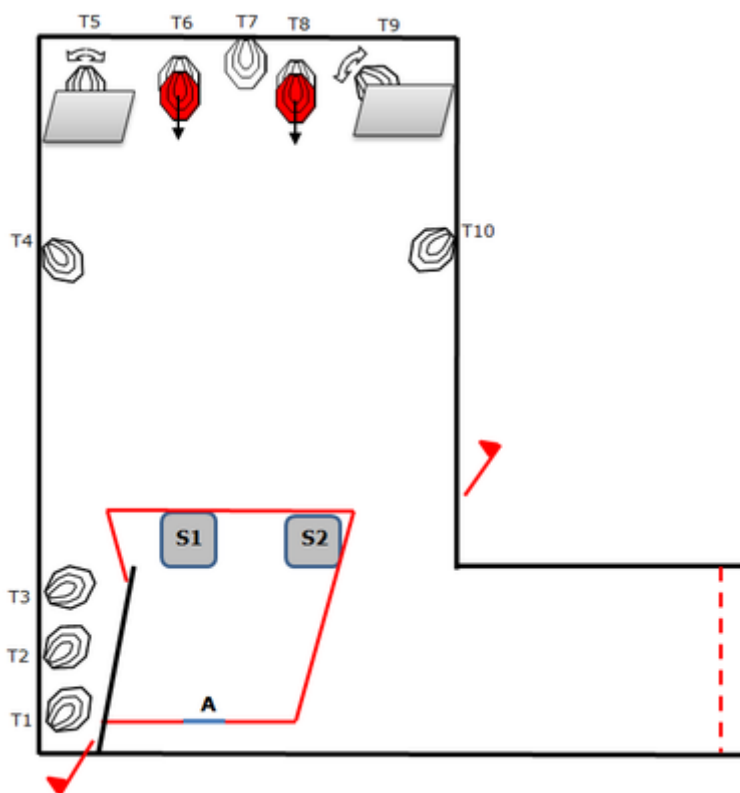
## 4. A2: IPSC 1



CoF	Comstock - Medium	Points	100 p
Targets	10 paper, Total 10 targets	Min rounds	20
Firearm	Rifle	Match-%	13.51%

Procedure	After audible signal engage all targets from within designated area.
Starting position	Rifle loaded (option 1). Standing facing downrange at "A" with heels touching marks.
Firearm ready condition	
Start on	Audible signal
Stop on	Last shot
Penalties	As per current edition of rules
Safety angles	90° to the right and left.
Setup notes	

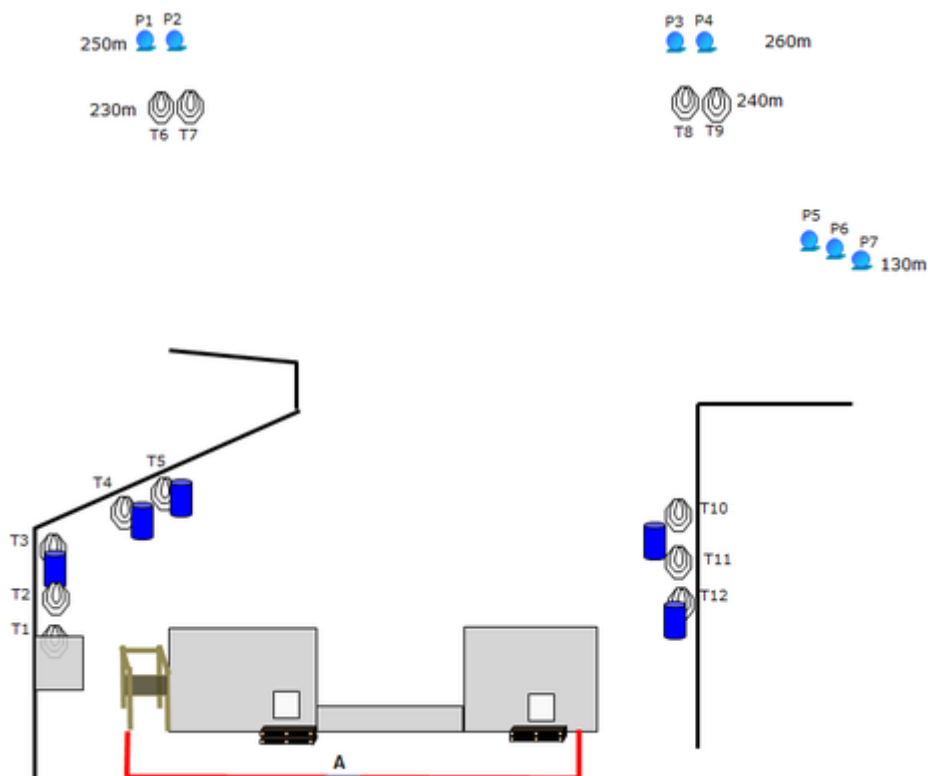
## 5. A3: IPSC 2



CoF	Comstock - Medium	Points	100 p
Targets	10 paper, 2 no-shoot, Total 10 targets	Min rounds	20
Firearm	Rifle	Match-%	13.51%

Procedure	After audible signal engage all targets from within designated area. All targets is visible when at rest.
Starting position	Rifle loaded (option 1). Standing facing downrange at "A" with heels touching marks.
Firearm ready condition	
Start on	Audible signal
Stop on	Last shot
Penalties	As per current edition of rules
Safety angles	Flags to the right and left.
Setup notes	Stompbox S1 releases swinger T5 and mousetrap T6. Stompbox S2 releases swinger T9 and mousetrap T8.

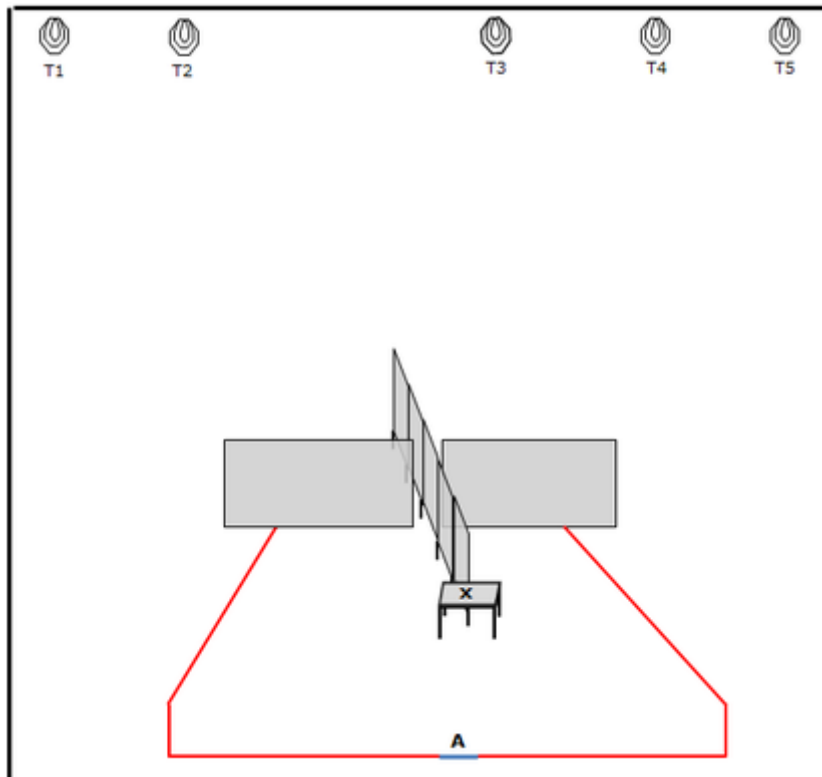
# 6. B1: 300m



CoF	Comstock - Long	Points	190 p
Targets	12 paper, 7 plates, (with 7 10p), Total 19 targets	Min rounds	31
Firearm	Rifle	Match-%	25.68%

Procedure	After audible signal engage all targets from within designated area.
Starting position	Rifle loaded (option 1). Standing facing downrange at "A" with heels touching marks.
Firearm ready condition	
Start on	Audible signal
Stop on	Last shot
Penalties	As per current edition of rules
Safety angles	90° to the left and right.
Setup notes	P1- 2 and T6-7 is only visible from low opening in the right wall. P6-7 is only visible from hunting tower to the left.

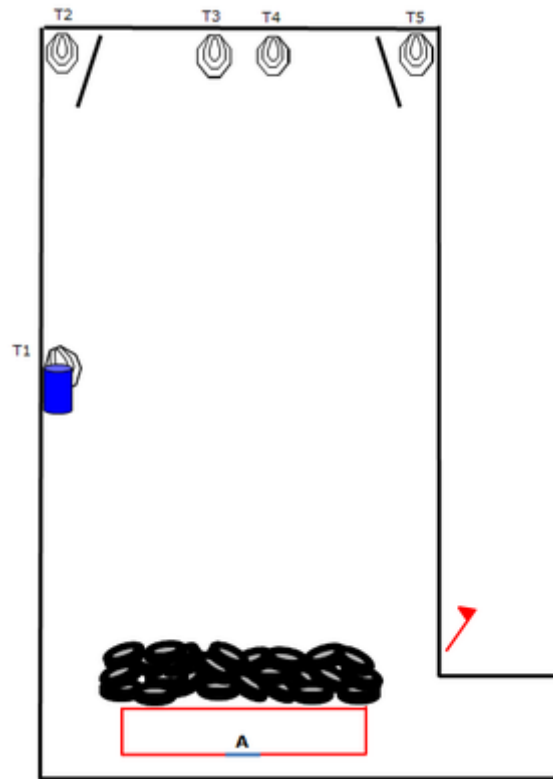
# 7. B3: 35m



CoF	Comstock - Short	Points	50 p
Targets	5 paper, Total 5 targets	Min rounds	10
Firearm	Rifle	Match-%	6.76%

Procedure	After audible signal engage all targets from within designated area.
Starting position	Rifle in option 2 on table "X". Standing facing downrange at "A" with heels touching marks.
Firearm ready condition	
Start on	Audible signal
Stop on	Last shot
Penalties	As per current edition of rules
Safety angles	90° to the right and left.
Setup notes	

# 8. B4: 75m



CoF	Comstock - Short	Points	50 p
Targets	5 paper, Total 5 targets	Min rounds	10
Firearm	Rifle	Match-%	6.76%

Procedure	After audible signal engage all targets from within designated area.
Starting position	Rifle loaded (option 1). Standing facing downrange at "A" with heels touching marks.
Firearm ready condition	
Start on	Audible signal
Stop on	Last shot
Penalties	As per current edition of rules
Safety angles	90° to the left and flag to the right.
Setup notes	Car-tires stacked outside the area to a height of 1,2m