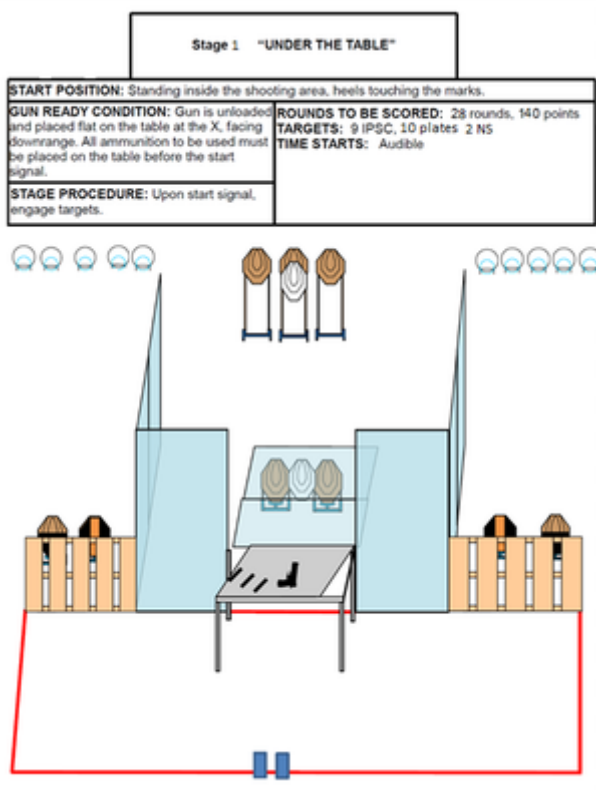


# 1. stage 1



**Stage 1 "UNDER THE TABLE"**

**START POSITION:** Standing inside the shooting area, heels touching the marks.

**GUN READY CONDITION:** Gun is unloaded and placed flat on the table at the X, facing downrange. All ammunition to be used must be placed on the table before the start signal.

**STAGE PROCEDURE:** Upon start signal, engage targets.

**ROUNDS TO BE SCORED:** 28 rounds, 140 points

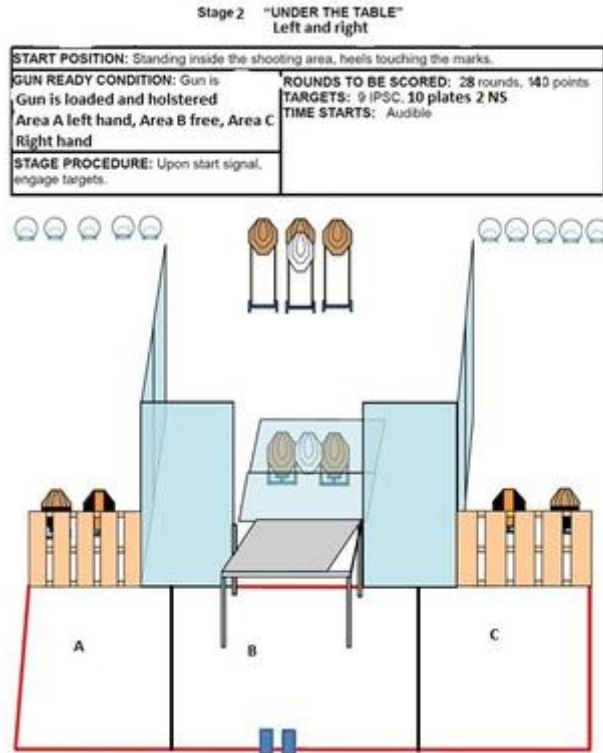
**TARGETS:** 9 IPSC, 10 plates 2 NS

**TIME STARTS:** Audible

CoF	Comstock - Long	Points	140 p
Targets	9 paper, 10 plates, 2 no-shoot, Total 19 targets	Min rounds	28
Firearm	Handgun	Match-%	18.18%

Procedure	Stå vent mot bordet på markert plass Pistolen er ikke ladd og alle magasin som skal brukes må ligge på bordet.
Starting position	
Firearm ready condition	
Start on	Audible signal
Stop on	Last shot
Penalties	As per current edition of rules
Safety angles	90 grader
Setup notes	

## 2. stage 2

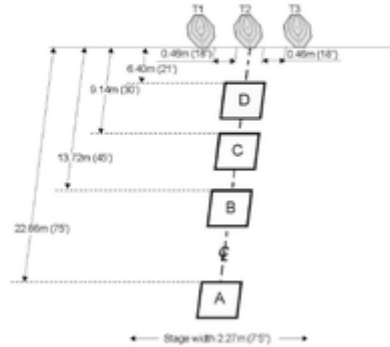


<b>CoF</b>	Comstock - Long	<b>Points</b>	140 p
<b>Targets</b>	9 paper, 10 plates, 2 no-shoot, Total 19 targets	<b>Min rounds</b>	28
<b>Firearm</b>	Handgun	<b>Match-%</b>	18.18%

<b>Procedure</b>	start på markert plass ansikt downrange. Våpen laddet og hylstret Område A skytes med venstre hånd, Område B fritt, Område C høyre hånd
<b>Starting position</b>	Gun loaded & holstered
<b>Firearm ready condition</b>	
<b>Start on</b>	Audible signal
<b>Stop on</b>	Last shot
<b>Penalties</b>	As per current edition of rules
<b>Safety angles</b>	90 Grader
<b>Setup notes</b>	

# 3. stage 3

IPSC Classifier Stage: CLC-69



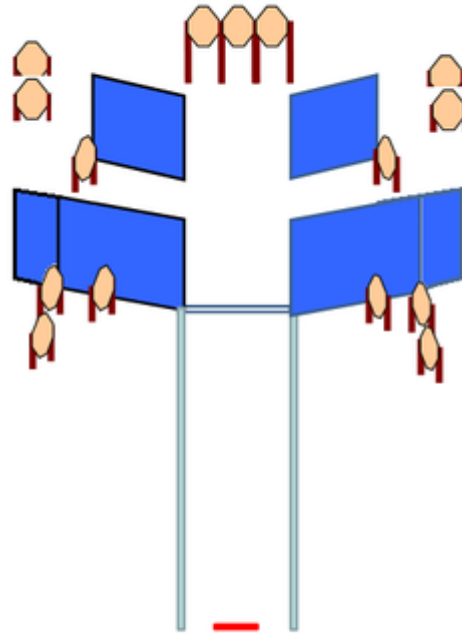
Type of Course:	Medium Course
Targets (type & number):	3 IPSC Targets
No. of rounds to be scored:	24
Maximum points:	120
Start position:	Standing relaxed in area "A", facing downrange with both hands relaxed by sides.
Handgun ready condition:	Handgun loaded and holstered.
Procedure:	After the audible start signal engage targets with a minimum of two rounds each from within the designated area "A". Then make a mandatory reload and engage targets with a minimum of two rounds each from within the designated area "B". Then make a mandatory reload and engage targets with a minimum of two rounds each from within the designated area "C". Then make another mandatory reload and engage targets with a minimum of two rounds each from within the designated area "D".
Setup notes:	Set IPSC Targets to 1.52m (5') to the top of the targets. All areas are 0.92m (3') by 0.92m (3').

CoF	Comstock - Medium	Points	120 p
Targets	3 paper, Total 3 targets	Min rounds	24
Firearm	Handgun	Match-%	15.58%

Procedure	Start med ladd og hylstred våpen i område A og ansiktet downgange med hengende armer. Etter startsignal skytes minimum 2 skudd i hver blink. Ta et magasinbytte og flytt til område B skyt så minimum 2 skudd i hver blink. gjenta samme prosedyre fra område C og D
Starting position	Gun loaded & holstered
Firearm ready condition	
Start on	Audible signal
Stop on	Last shot
Penalties	As per current edition of rules
Safety angles	90
Setup notes	

# 4. stage 4

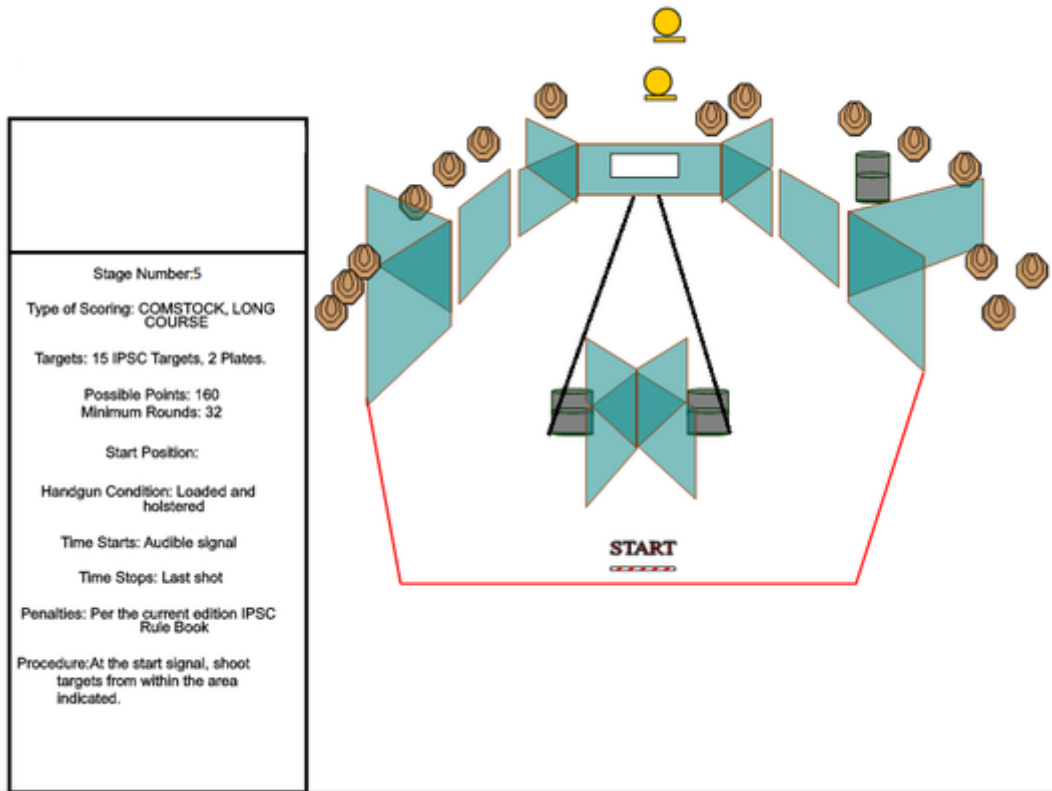
Stage Number: 4  
 Type of Scoring: COMSTOCK, long COURSE  
 Targets: 15 IPSC Targets,  
 Possible Points: 150  
 Minimum Rounds: 30  
 Start Position: Standing relaxed, both feet touching the startline  
 Handgun Condition: Loaded and holstered  
 Time Starts: Audible signal  
 Time Stops: Last shot  
 Penalties: Per the current edition IPSC Rule Book  
 Procedure: At the start signal, shoot targets from within the area indicated.



CoF	Comstock - Long	Points	150 p
Targets	15 paper, Total 15 targets	Min rounds	30
Firearm	Handgun	Match-%	19.48%

Procedure	Startposisjon: Stå avslappet med foter mot startlinje. Etter startsignal skal alle blinker skytes fra merket område
Starting position	Gun loaded & holstered
Firearm ready condition	
Start on	Audible signal
Stop on	Last shot
Penalties	As per current edition of rules
Safety angles	L/R
Setup notes	

# 5. Stage 5



Stage Number:5  
 Type of Scoring: COMSTOCK, LONG COURSE  
 Targets: 15 IPSC Targets, 2 Plates.  
 Possible Points: 160  
 Minimum Rounds: 32  
 Start Position:  
 Handgun Condition: Loaded and holstered  
 Time Starts: Audible signal  
 Time Stops: Last shot  
 Penalties: Per the current edition IPSC Rule Book  
 Procedure: At the start signal, shoot targets from within the area indicated.

CoF	Comstock - Long	Points	160 p
Targets	15 paper, 2 plates, Total 17 targets	Min rounds	32
Firearm	Handgun	Match-%	20.78%

Procedure	Startprosedyre: Stå ved startlinje. Våpen ladd og hylstred. Etter startsignal skyt alle blinkene fra markert område
Starting position	Gun loaded & holstered
Firearm ready condition	
Start on	Audible signal
Stop on	Last shot
Penalties	As per current edition of rules
Safety angles	L/R
Setup notes	

# 6. stage 6

El Presidente Stage 6



Type of Course:	short Course
Targets (type & number):	3 IPSC Targets
No. of rounds to be scored:	12
Maximum points:	60
Start position:	Standing relaxed in area 'A', facing downrange with both hands relaxed by sides.
Handgun ready condition:	Handgun loaded and holstered.
Procedure:	After the audible start signal engage targets with a minimum of two rounds each from within the designated area 'A'. Then make a mandatory reload and engage targets with a minimum of two rounds each.

CoF	Comstock - Short	Points	60 p
Targets	3 paper, Total 3 targets	Min rounds	12
Firearm	Handgun	Match-%	7.79%

Procedure	Start fra område A med ansiktet downrange. Våpen ladd og hylstred. ved startsignal skyt minimum 2 skudd i hver blink, lad om og to skudd i hver blink
Starting position	Gun loaded & holstered
Firearm ready condition	
Start on	Audible signal
Stop on	Last shot
Penalties	As per current edition of rules
Safety angles	90
Setup notes	