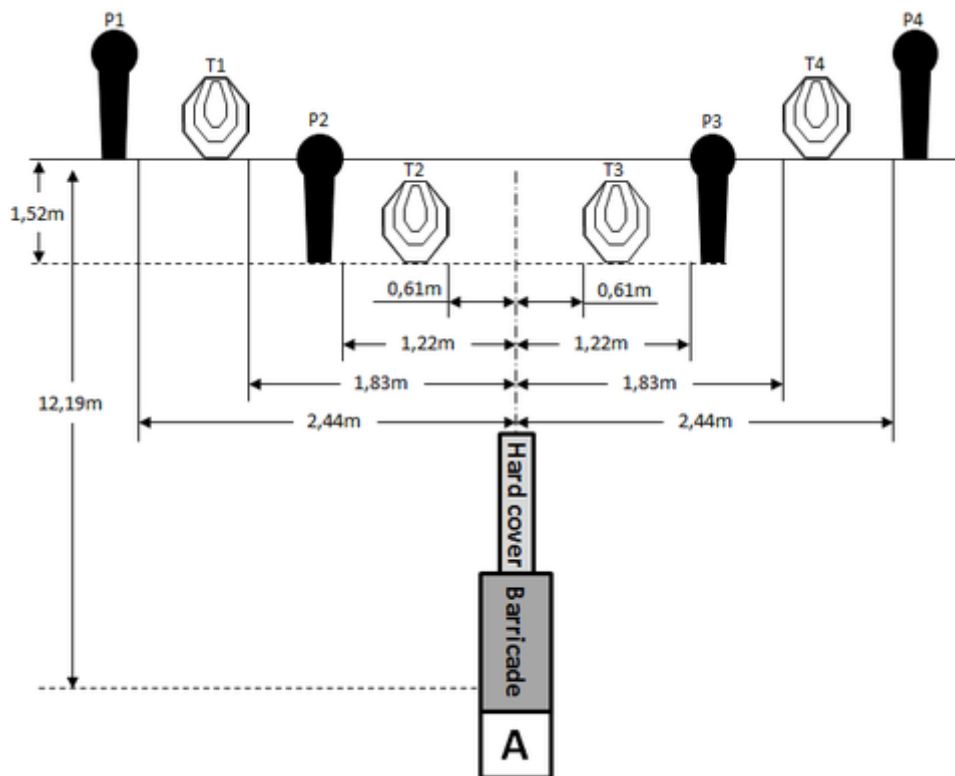


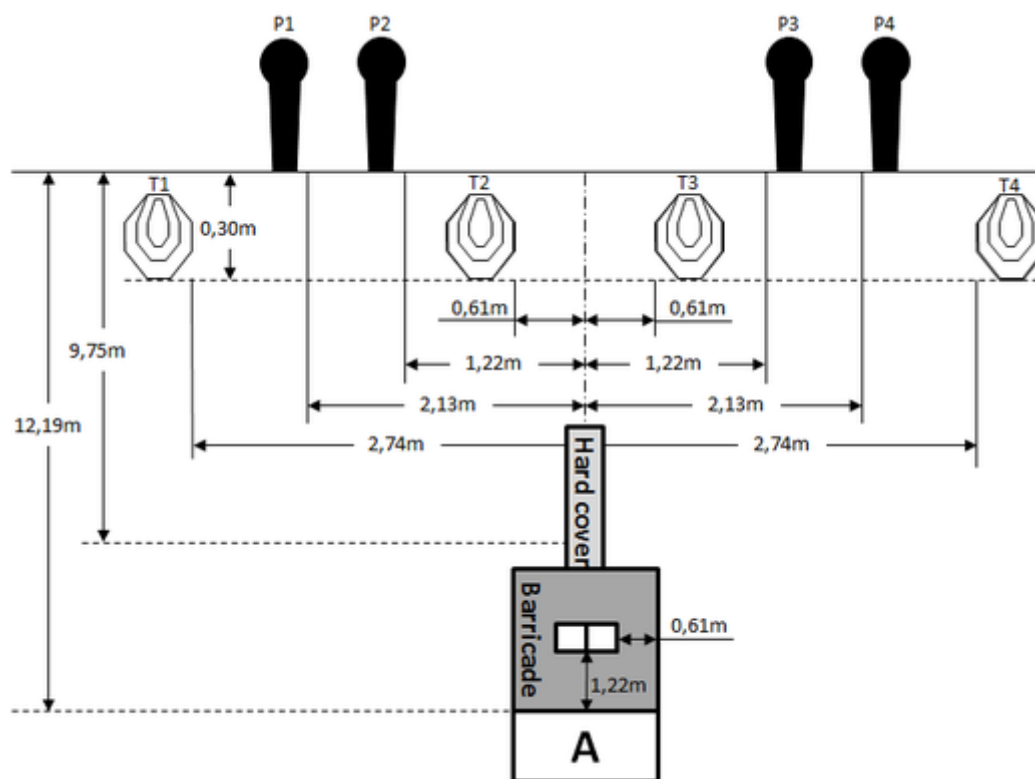
# 1. Miniatyrgevär-11



|         |                                    |            |        |
|---------|------------------------------------|------------|--------|
| CoF     | Comstock - Medium                  | Points     | 60 p   |
| Targets | 4 paper, 4 popper, Total 8 targets | Min rounds | 12     |
| Firearm | Mini Rifle                         | Match-%    | 30.77% |

|                         |  |  |  |
|-------------------------|--|--|--|
| Procedure               | Rifle ready condition: Loaded (Option 1). After the audible start signal engage.   |  |  |
| Starting position       | Standing erect in area "A", facing center of barricade, stock touching the competitor at hip level   |  |  |
| Firearm ready condition |  |  |  |
| Start on                | Audible signal   |  |  |
| Stop on                 | Last Shot  |  |  |
| Penalties               | As per current rulebook  |  |  |
| Safety angles           | As shown by Range Officer  |  |  |
| Setup notes             | Set IPSC Targets to 1,52m to the top of the targets. Area "A" is 1,22m wide by 0,92m deep. Barricade is 2,44m high and 1,22m wide. Non-falling poppers must be repainted between each attempt at COF. Hard cover is placed so T1, T2, P1, P2 only is seen from left side of the barricade. T3, T4, P3, P4 is only seen from right side of the barricade. |  |  |

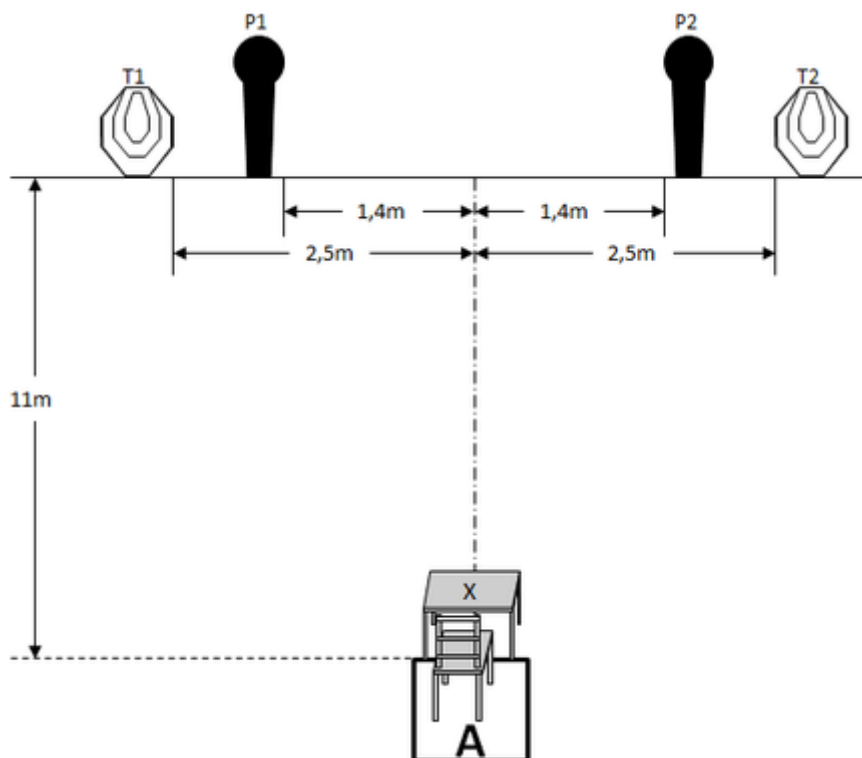
## 2. Miniatyrgevär-21



|         |                                    |            |        |
|---------|------------------------------------|------------|--------|
| CoF     | Comstock - Medium                  | Points     | 60 p   |
| Targets | 4 paper, 4 popper, Total 8 targets | Min rounds | 12     |
| Firearm | Mini Rifle                         | Match-%    | 30.77% |

|                         |   |  |  |
|-------------------------|---|--|--|
| Procedure               | Rifle ready condition: Loaded (Option 1). After the audible start signal engage.  |  |  |
| Starting position       | Standing erect in area "A", stock touching the competitor at hip level.   |  |  |
| Firearm ready condition |   |  |  |
| Start on                | Audible signal  |  |  |
| Stop on                 | Last Shot   |  |  |
| Penalties               | As per current rulebook   |  |  |
| Safety angles           | As shown by Range Officer   |  |  |
| Setup notes             | Set IPSC Targets to 1,52m and No Shoot to 2,44 to the top of the targets. The barricade is 2,44m high and 1,83m wide. The port is 0,61 m wide by 0,305m high. Use hard cover in center of the port to create two 0,305m x 0,305m ports so T1, T2, P1, P2 only is seen from the left port and T3, T4, P3, P4 is only seen from right port. Non-falling poppers must be repainted between each attempt at COF |  |  |

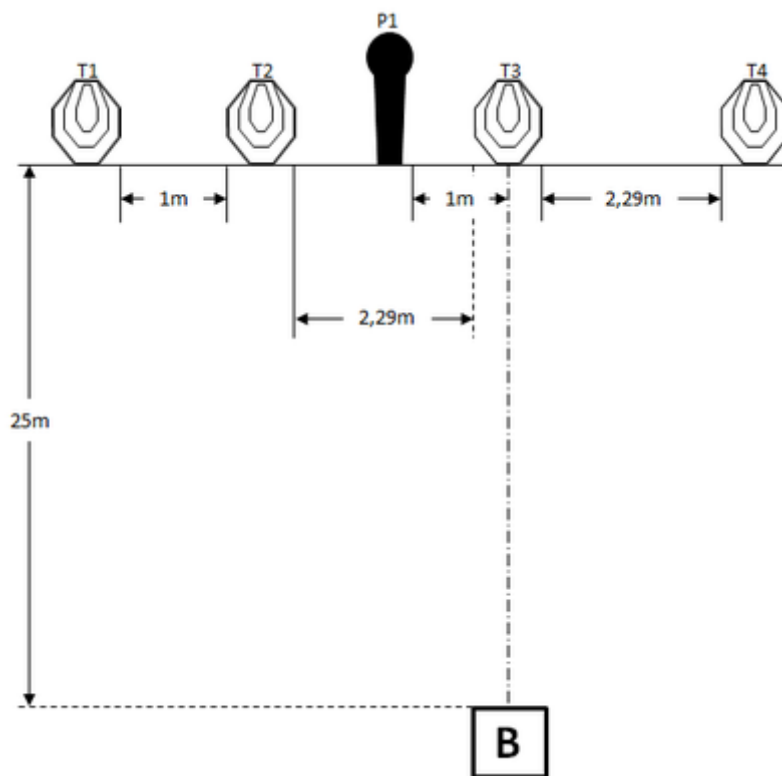
### 3. Miniatyrgevär-03



|         |                                    |            |        |
|---------|------------------------------------|------------|--------|
| CoF     | Comstock - Short                   | Points     | 30 p   |
| Targets | 2 paper, 2 popper, Total 4 targets | Min rounds | 6      |
| Firearm | Mini Rifle                         | Match-%    | 15.38% |

|                         |   |  |  |
|-------------------------|---|--|--|
| Procedure               | Rifle ready condition: Loaded with chamber empty and bolt closed (Option 2). Rifle pointing downrange will be located on the "X" in between hands. The rifle must lie flat on one side and may not be propped up in any artificial manner. After the audible start signal engage.                 |  |  |
| Starting position       | Seated in area "A", facing downrange with both hands on top of a table palms flat.  |  |  |
| Firearm ready condition |   |  |  |
| Start on                | Audible signal  |  |  |
| Stop on                 | Last Shot   |  |  |
| Penalties               | As per current rulebook   |  |  |
| Safety angles           | As shown by Range Officer   |  |  |
| Setup notes             | Set IPSC Targets to 1,52m to the top of the targets. Area "A" is 1m by 1m. Chair must be inside the confines of area "A". Table immediately in front of area "A". Center of "X" should be 0,25m from the edge facing area "A". Non-falling poppers must be repainted between each attempt at COF. |  |  |

## 4. Miniatyrgevär-15



|         |                                    |            |        |
|---------|------------------------------------|------------|--------|
| CoF     | Comstock - Short                   | Points     | 45 p   |
| Targets | 4 paper, 1 popper, Total 5 targets | Min rounds | 9      |
| Firearm | Mini Rifle                         | Match-%    | 23.08% |

|                         |   |
|-------------------------|---|
| Procedure               | Rifle ready condition: Loaded (Option 1). After the audible start signal engage.  |
| Starting position       | Standing erect in area "B", stock touching the competitor at hip level.   |
| Firearm ready condition |   |
| Start on                | Audible signal  |
| Stop on                 | Last Shot   |
| Penalties               | As per current rulebook   |
| Safety angles           | As shown by Range Officer   |
| Setup notes             | Set IPSC Targets to 1,52m to the top of the targets. Area "B" is located 25m from targets and is 0,92m by 0,92m. Non-falling poppers must be repainted between each attempt at COF. |