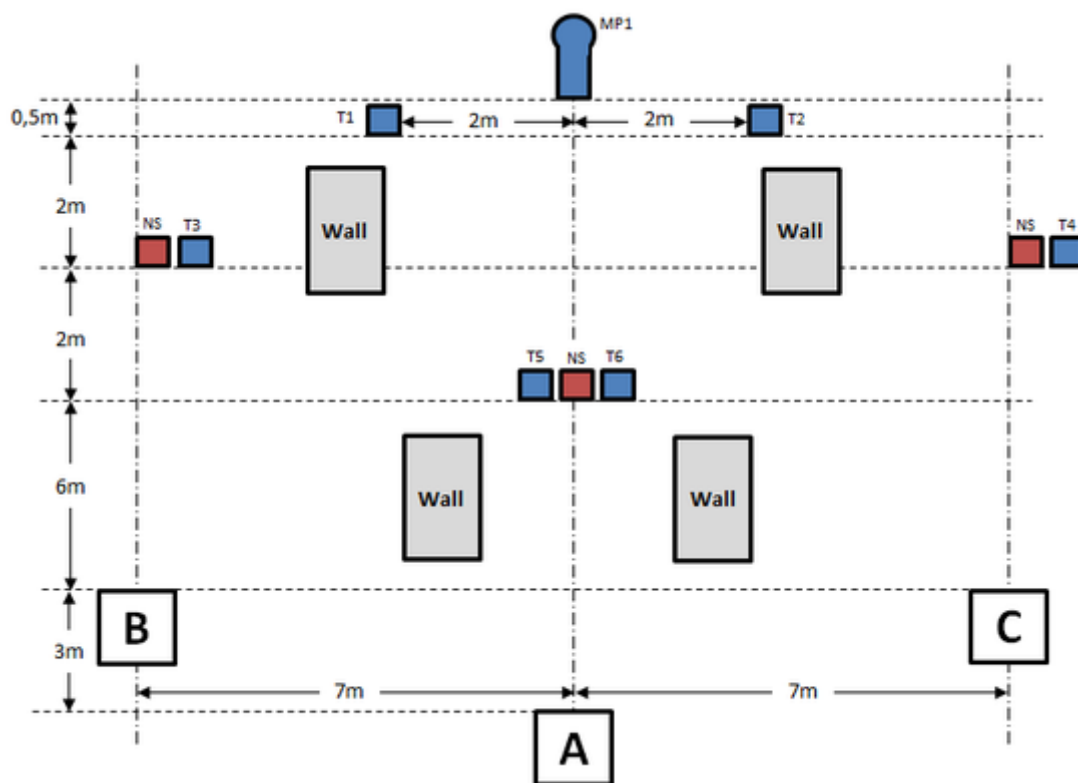


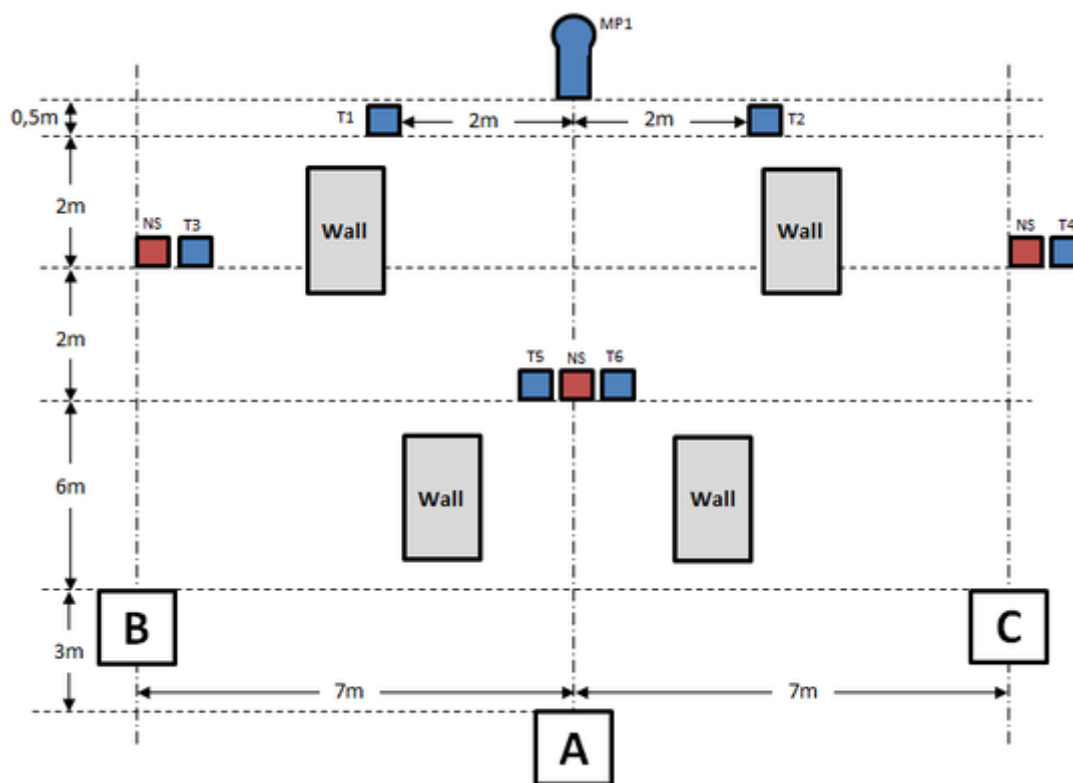
# 1. Hagelgevär Juni #1



CoF	Comstock - Short	Points	35 p
Targets	1 popper, 6 plates, 3 no-shoot, Total 7 targets	Min rounds	7
Firearm	Shotgun	Match-%	33.33%

Procedure	After the audible start signal engage targets. T5&T6; can only be shot from area "A", T2&T3; can only be shot from area "B" and T1&T4; can only be shot from area "C".		
Starting position	Loaded (Option 1). Standing upright facing downrange in area "A".		
Firearm ready condition			
Start on	Audible signal		
Stop on	Last shot		
Penalties	As per current edition of rules		
Safety angles	L/R		
Setup notes	All targets are placed on 0-60cm from ground level, all targets must be on placed on the same height. Distance between IPSC Plates and No-Shoots within an array are 5cm. All IPSC Plates and No-Shoots have the same size and have the maximum size of 20x20cm. All areas are maximum 1x1m. Walls are placed so that T5-T6 are only visible from area "A", T2 & T3 are only visible from area "B" and T1 & T4 are only visible from area "C".		

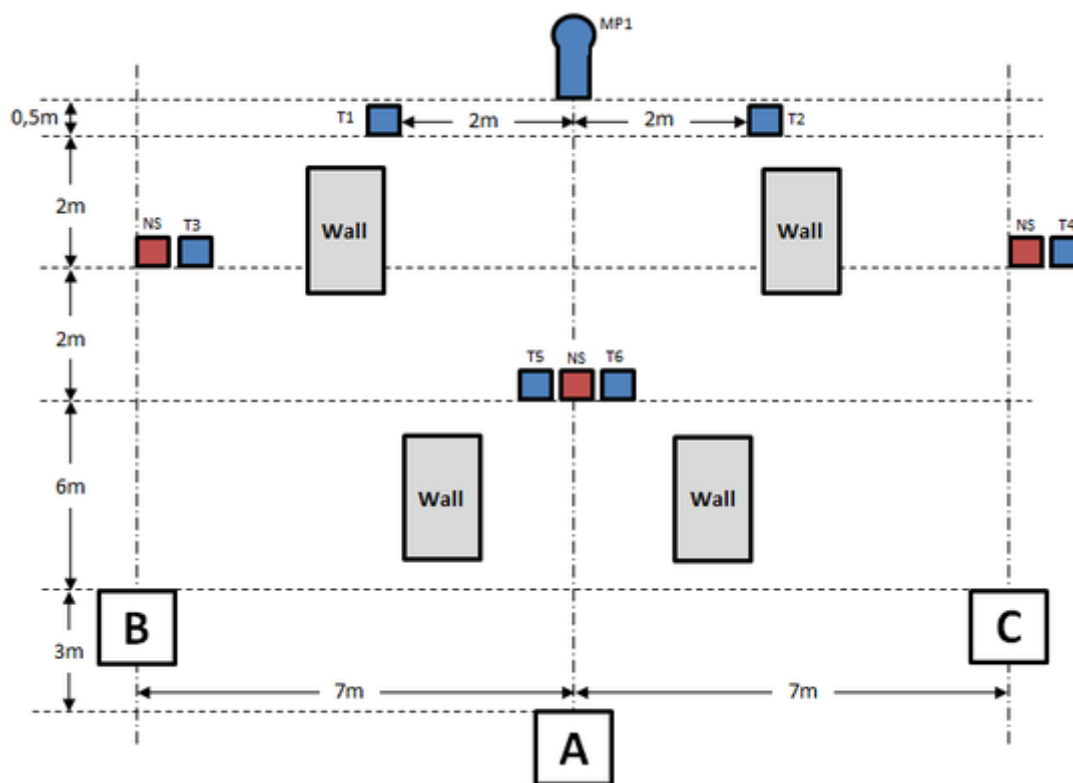
## 2. Hagelgevär Juni #2



CoF	Comstock - Short	Points	35 p
Targets	1 popper, 6 plates, 3 no-shoot, Total 7 targets	Min rounds	7
Firearm	Shotgun	Match-%	33.33%

Procedure	After the audible start signal engage targets. T5&T6; can only be shot from area "A", T2&T3; can only be shot from area "B" and T1&T4; can only be shot from area "C".		
Starting position	Loaded (Option 1). Standing upright facing downrange in area "B".		
Firearm ready condition			
Start on	Audible signal		
Stop on	Last shot		
Penalties	As per current edition of rules		
Safety angles	L/R		
Setup notes	All targets are placed on 0-60cm from ground level, all targets must be on placed on the same height. Distance between IPSC Plates and No-Shoots within an array are 5cm. All IPSC Plates and No-Shoots have the same size and have the maximum size of 20x20cm. All areas are maximum 1x1m. Walls are placed so that T5-T6 are only visible from area "A", T2 & T3 are only visible from area "B" and T1 & T4 are only visible from area "C".		

### 3. Hagelgevär Juni #3



CoF	Comstock - Short	Points	35 p
Targets	1 popper, 6 plates, 3 no-shoot, Total 7 targets	Min rounds	7
Firearm	Shotgun	Match-%	33.33%

Procedure	After the audible start signal engage targets. T5&T6; can only be shot from area "A", T2&T3; can only be shot from area "B" and T1&T4; can only be shot from area "C".		
Starting position	Loaded (Option 1). Standing upright facing downrange in area "C".		
Firearm ready condition			
Start on	Audible signal		
Stop on	Last shot		
Penalties	As per current edition of rules		
Safety angles	L/R		
Setup notes	All targets are placed on 0-60cm from ground level, all targets must be on placed on the same height. Distance between IPSC Plates and No-Shoots within an array are 5cm. All IPSC Plates and No-Shoots have the same size and have the maximum size of 20x20cm. All areas are maximum 1x1m. Walls are placed so that T5-T6 are only visible from area "A", T2 & T3 are only visible from area "B" and T1 & T4 are only visible from area "C".		