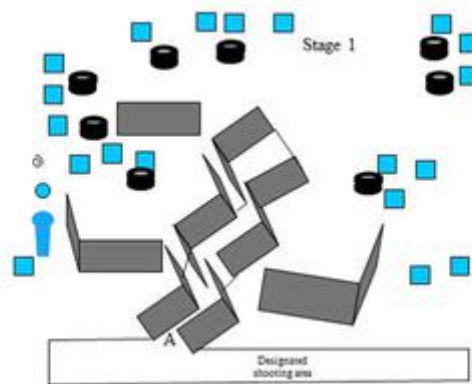


# 1.

Stage 1	
STAGE INFO	
<b>TYPE:</b>	Long Course
<b>DISTANCES:</b>	6-15m.
<b>START:</b>	Audible signal
<b>STOP:</b>	Last shot.
<b>TARGETS:</b>	19 IPSC Metal Plates 1 IPSC Popper 1 Double Value Frangible Target
<b>NUMBER OF ROUNDS</b>	21 Rounds Birdshot
<b>MAX POINTS:</b>	130 Points.
<b>PENALTIES:</b>	As per current edition of IPSC Rule Book.
<b>START POSITION:</b>	Standing at A Gun Option 1 as per 8.2.2.1
<b>PROCEDURE:</b>	On the start signal, engage all targets, the Popper activates a double value disappearing frangible target
<b>DESIGN NOTES:</b>	
<b>BRIEFING NOTES:</b>	Safety Angles: 90 /90 /90



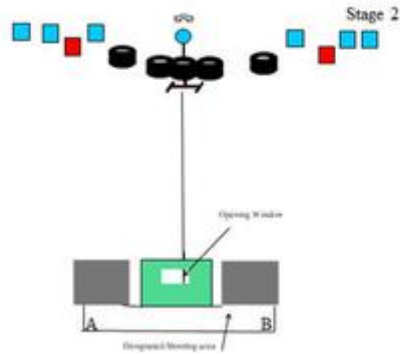
CoF	Comstock - Long	Points	110 p
Targets	1 popper, 19 plates, 2 frangible, Total 22 targets	Min rounds	22
Firearm	Shotgun	Match-%	15.83%

Procedure	
Starting position	8.2.2.1
Firearm ready condition	1
Start on	Audible signal
Stop on	Last shot
Penalties	As per current edition of rules
Safety angles	L/R
Setup notes	2 Frangibles on COF as it si Double Value

# 2.

## Stage 2

STAGE INFO	
<b>TYPE:</b> Short course.	<b>TARGETS:</b> 6 IPSC Metal Plates 2 No Shoots 1 Frangible Target
<b>DISTANCES:</b> 8-- 10 m.	<b>NUMBER OF ROUNDS:</b> 7 Rounds Birdshot
<b>START:</b> Audible signal	<b>MAX POINTS:</b> 35 Points.
<b>STOP:</b> Last shot.	<b>PENALTIES:</b> As per current edition of IPSC Rule Book.
<b>START POSITION:</b> Standing at A or B Gun Option 1 as per 8.2.2.1	
<b>PROCEDURE:</b> On the start signal, engage all targets, opening the window activates the bobbing frangible target which will remain visible at rest	
<b>DESIGN NOTES:</b>	
<b>BRIEFING NOTES:</b> Safety Angles: 90 / 90 / 90	



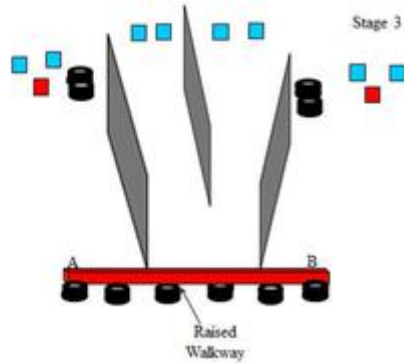
CoF	Comstock - Short	Points	35 p
Targets	6 plates, 1 frangible, 2 no-shoot, Total 7 targets	Min rounds	7
Firearm	Shotgun	Match-%	5.04%

Procedure	
Starting position	1
Firearm ready condition	8.2.2.1
Start on	Audible signal
Stop on	Last shot
Penalties	As per current edition of rules
Safety angles	L/R
Setup notes	

# 3.

## Stage 3

STAGE INFO	
<b>TYPE:</b> Short course.	<b>TARGETS:</b> 8 IPSC Metal Plates 2 No Shoots
<b>DISTANCES:</b> 8-15 m.	<b>NUMBER OF ROUNDS:</b> 8 Rounds Birdshot
<b>START:</b> Audible signal	<b>MAX POINTS:</b> 40 Points.
<b>STOP:</b> Last shot.	<b>PENALTIES:</b> As per current edition of IPSC Rule Book.
<b>START POSITION:</b> Standing at A or B Gun loaded option 1. as per 8.2.2.1	
<b>PROCEDURE:</b> On the start signal, engage all targets from the raised walkway	
<b>DESIGN NOTES:</b>	
<b>BRIEFING NOTES:</b> Safety Angles: 90 / 90 / 90.	



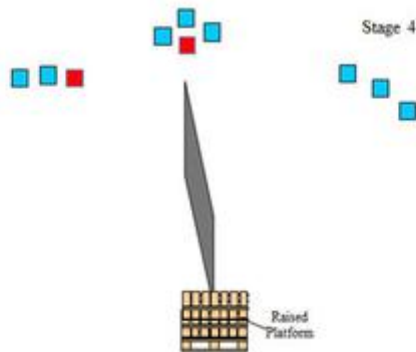
CoF	Comstock - Short	Points	40 p
Targets	8 plates, 2 no-shoot, Total 8 targets	Min rounds	8
Firearm	Shotgun	Match-%	5.76%

Procedure	
Starting position	8.2.2.1
Firearm ready condition	1
Start on	Audible signal
Stop on	Last shot
Penalties	As per current edition of rules
Safety angles	L/R
Setup notes	

# 4.

## Stage 4

STAGE INFO	
<b>TYPE:</b> Short course.	<b>TARGETS:</b> 8 IPSC Metal Plates 2 No Shoots
<b>DISTANCES:</b> 8 - 10m.	<b>NUMBER OF ROUNDS:</b> 8 Rounds Birdshot
<b>START:</b> Audible signal	<b>MAX POINTS:</b> 40 Points.
<b>STOP:</b> Last shot.	<b>PENALTIES:</b> As per current edition of IPSC Rule Book.
<b>START POSITION:</b> Standing on raised platform Gun option 3 as per 8.2.2.1	
<b>PROCEDURE:</b> On the start signal, engage all targets from the raised platform	
<b>DESIGN NOTES:</b>	
<b>BRIEFING NOTES:</b> Safety Angles: 90 / 90 / 90.	



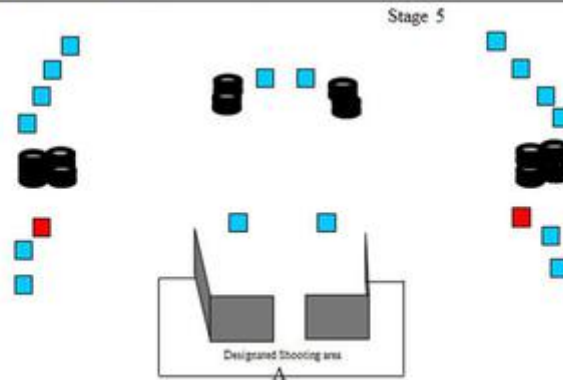
CoF	Comstock - Short	Points	40 p
Targets	8 plates, 2 no-shoot, Total 8 targets	Min rounds	8
Firearm	Shotgun	Match-%	5.76%

Procedure	
Starting position	8.2.2.1
Firearm ready condition	3
Start on	Audible signal
Stop on	Last shot
Penalties	As per current edition of rules
Safety angles	L/R
Setup notes	

# 5.

## Stage 5

STAGE INFO	
<b>TYPE:</b> Medium course.	<b>TARGETS:</b> 16 IPSC Metal Plates 2 No Shoots
<b>DISTANCES:</b> 6 – 10 m.	<b>NUMBER OF ROUNDS:</b> 16 Rounds Birdshot
<b>START:</b> Audible signal	<b>MAX POINTS:</b> 80 Points.
<b>STOP:</b> Last shot.	<b>PENALTIES:</b> As per current edition of IPSC Rule Book.
<b>START POSITION:</b> Standing at A, Gun loaded option 1. as per 8.2.2.1	
<b>PROCEDURE:</b> On the start signal, engage all targets.	
<b>DESIGN NOTES:</b>	
<b>BRIEFING NOTES:</b> Safety Angles: 90 / 90 / 90.	



CoF	Comstock - Medium	Points	80 p
Targets	16 plates, 2 no-shoot, Total 16 targets	Min rounds	16
Firearm	Shotgun	Match-%	11.51%

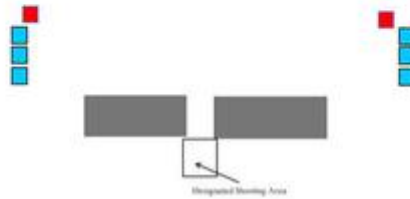
Procedure	
Starting position	8.2.2.1
Firearm ready condition	1
Start on	Audible signal
Stop on	Last shot
Penalties	As per current edition of rules
Safety angles	L/R
Setup notes	

# 6.

## Stage 6

STAGE INFO	
<b>TYPE:</b> Short course.	<b>TARGETS:</b> 6 IPSC Metal Plates 2 No Shoots
<b>DISTANCES:</b> 10 m.	<b>NUMBER OF ROUNDS:</b> 6 Rounds Bird Shot
<b>START:</b> Audible signal	<b>MAX POINTS:</b> 30 Points.
<b>STOP:</b> Last shot.	<b>PENALTIES:</b> As per current edition of IPSC Rule Book.
<b>START POSITION:</b> Standing anywhere within the designated shooting area. Gun loaded option 1 as per 8.2.2.1	
<b>PROCEDURE:</b> On the start signal, engage all targets	
<b>DESIGN NOTES:</b>	
<b>BRIEFING NOTES:</b> Safety Angles: 90 / 90 / 90	

## Stage 6



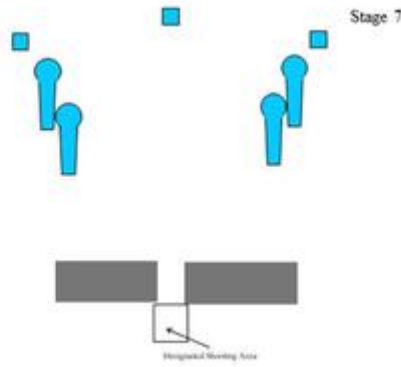
CoF	Comstock - Short	Points	30 p
Targets	6 plates, 2 no-shoot, Total 6 targets	Min rounds	6
Firearm	Shotgun	Match-%	4.32%

Procedure	
Starting position	8.2.2.1
Firearm ready condition	1
Start on	Audible signal
Stop on	Last shot
Penalties	As per current edition of rules
Safety angles	L/R
Setup notes	

# 7.

## Stage 7

STAGE INFO	
<b>TYPE:</b>	Short Course.
<b>TARGETS:</b>	3 IPSC Metal Plates 4 IPSC Poppers
<b>NUMBER OF ROUNDS</b>	7 Rounds Birdshot
<b>DISTANCES:</b>	10-12 m.
<b>MAX POINTS:</b>	35 Points.
<b>START:</b>	Audible signal
<b>PENALTIES:</b>	As per current edition of IPSC Rule Book.
<b>STOP:</b>	Last shot.
<b>START POSITION:</b>	Standing anywhere within the designated shooting area. Gun loaded option 2 as per 8.2.2.1
<b>PROCEDURE:</b>	On the start signal, engage all targets
<b>DESIGN NOTES:</b>	
<b>BRIEFING NOTES:</b>	Safety Angles: 90 / 90 / 90.



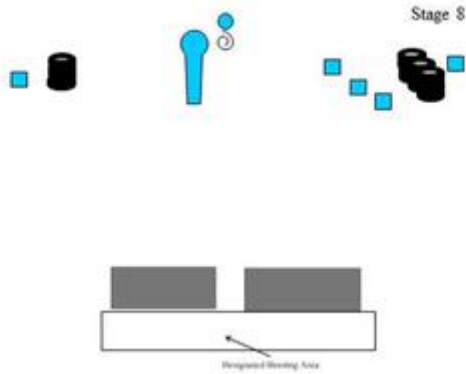
CoF	Comstock - Short	Points	35 p
Targets	4 popper, 3 plates, Total 7 targets	Min rounds	7
Firearm	Shotgun	Match-%	5.04%

Procedure	
Starting position	2
Firearm ready condition	8.2.2.1
Start on	Audible signal
Stop on	Last shot
Penalties	As per current edition of rules
Safety angles	L/R
Setup notes	

# 8.

## Stage 8

STAGE INFO	
<b>TYPE:</b> Short course.	<b>TARGETS:</b> 5 IPSC Metal Plates 1 IPSC Poppers 1 Double Value Frangible Target
<b>DISTANCES:</b> 8 – 10 m.	<b>NUMBER OF ROUNDS:</b> 7 Rounds Birdshot
<b>START:</b> Audible signal	<b>MAX POINTS:</b> 40 Points.
<b>STOP:</b> Last shot.	<b>PENALTIES:</b> As per current edition of IPSC Rule Book.
<b>START POSITION:</b> Standing anywhere within the designated shooting area. Gun loaded option 1 as per 8.2.2.1	
<b>PROCEDURE:</b> On the start signal, engage all targets, the Popper activates the double value disappearing frangible target	
<b>DESIGN NOTES:</b>	
<b>BRIEFING NOTES:</b> Safety Angles: 90 / 90 / 90.	



CoF	Comstock - Short	Points	35 p
Targets	1 popper, 5 plates, 2 frangible, Total 8 targets	Min rounds	7
Firearm	Shotgun	Match-%	5.04%

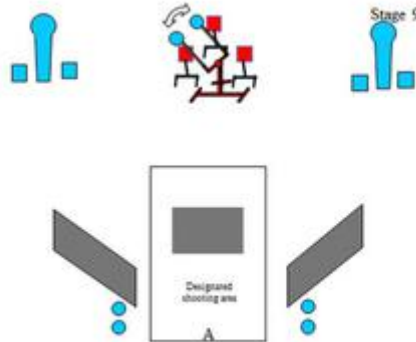
Procedure	
Starting position	1
Firearm ready condition	8.2.2.1
Start on	Audible signal
Stop on	Last shot
Penalties	As per current edition of rules
Safety angles	L/R
Setup notes	2 Frangibles on COF as it is double value



# 9.

## Stage 9

STAGE INFO	
<b>TYPE:</b> Medium course.	<b>TARGETS:</b> 4 IPSC Metal Plates 2 IPSC Poppers 6 Frangible Targets 3 No Shoots
<b>DISTANCES:</b> 10-12 m.	<b>NUMBER OF ROUNDS:</b> 12 Rounds Birdshot
<b>START:</b> Audible signal	<b>MAX POINTS:</b> 60 Points.
<b>STOP:</b> Last shot.	<b>PENALTIES:</b> As per current edition of IPSC Rule Book.
<b>START POSITION:</b> Standing at A within the designated shooting area Gun loaded option 1 as per 8.2.2.1	
<b>PROCEDURE:</b> On the start signal, engage all targets, shooting either popper activates the bobbing frangible targets which will remain visible at rest	
<b>DESIGN NOTES:</b>	
<b>BRIEFING NOTES:</b> Safety Angles: 90 / 90 / 90.	



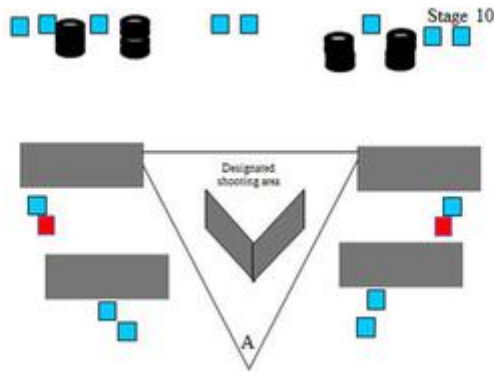
CoF	Comstock - Medium	Points	60 p
Targets	2 popper, 4 plates, 6 frangible, 3 no-shoot, Total 12 targets	Min rounds	12
Firearm	Shotgun	Match-%	8.63%

Procedure	
Starting position	1
Firearm ready condition	8.2.2.1
Start on	Audible signal
Stop on	Last shot
Penalties	As per current edition of rules
Safety angles	L/R
Setup notes	

# 10.

## Stage 10

Stage info	
<b>TYPE:</b>	Medium Course.
<b>TARGETS:</b>	14 IPSC Metal Plates 2 No Shoots
<b>NUMBER OF ROUNDS:</b>	14 Rounds Birdshot
<b>DISTANCES:</b>	8- 14 M.
<b>MAX POINTS:</b>	70 Points.
<b>START:</b>	Audible signal
<b>PENALTIES:</b>	As per current edition of IPSC Rule Book.
<b>STOP:</b>	Last shot.
<b>START POSITION:</b>	Standing at A within the designated shooting area Gun loaded option 1 as per 8.2.2.1
<b>PROCEDURE:</b>	On the start signal, engage all targets
<b>DESIGN NOTES:</b>	
<b>BRIEFING NOTES:</b>	Safety Angles: 90 / 90 / 90.

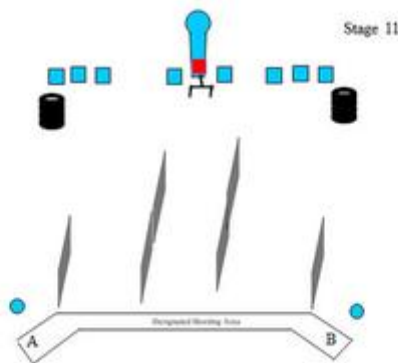


CoF	Comstock - Medium	Points	70 p
Targets	14 plates, 2 no-shoot, Total 14 targets	Min rounds	14
Firearm	Shotgun	Match-%	10.07%

Procedure	
Starting position	1
Firearm ready condition	8.2.2.1
Start on	Audible signal
Stop on	Last shot
Penalties	As per current edition of rules
Safety angles	L/R
Setup notes	

# 11.

Stage 11	
STAGE INFO	
<b>TYPE:</b>	Medium course.
<b>TARGETS:</b>	8 IPSC Metal Plates 1 IPSC Poppers 2 Frangible Targets 1 No Shoot
<b>NUMBER OF ROUNDS:</b>	11 Rounds Birdshot
<b>DISTANCES:</b>	6 – 12 M
<b>MAX POINTS:</b>	55 Points
<b>START:</b>	Audible signal
<b>PENALTIES:</b>	As per current edition of IPSC Rule Book.
<b>STOP:</b>	Last shot
<b>START POSITION:</b>	Standing anywhere within the designated shooting area Gun loaded option 1 as per 8.2.2.2
<b>PROCEDURE:</b>	On the start signal, engage all targets
<b>DESIGN NOTES:</b>	
<b>BRIEFING NOTES:</b>	Safety Angles: 90 / 90 / 90.



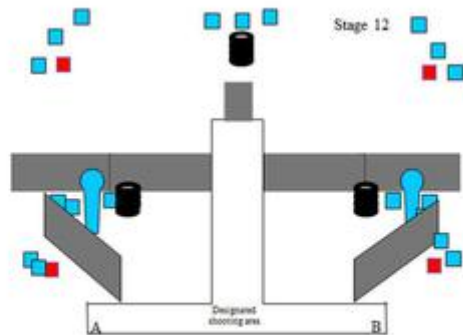
CoF	Comstock - Medium	Points	55 p
Targets	1 popper, 8 plates, 2 frangible, 1 no-shoot, Total 11 targets	Min rounds	11
Firearm	Shotgun	Match-%	7.91%

Procedure	
Starting position	1
Firearm ready condition	8.2.2.1
Start on	Audible signal
Stop on	Last shot
Penalties	As per current edition of rules
Safety angles	L/R
Setup notes	

# 12.

## Stage 12

STAGE INFO	
<b>TYPE:</b> Long course.	<b>TARGETS:</b> 19 IPSC Metal Plates 2 IPSC Poppers 4 No Shoots
<b>DISTANCES:</b> 7 - 18 m.	<b>NUMBER OF ROUNDS:</b> 21 Rounds Birdshot
<b>START:</b> Audible signal	<b>MAX POINTS:</b> 105 Points.
<b>STOP:</b> Last shot.	<b>PENALTIES:</b> As per current edition of IPSC Rule Book.
<b>START POSITION:</b> Standing at A or B within the designated shooting area Gun loaded option 1 as per 8.2.2.1	
<b>PROCEDURE:</b> On the start signal, engage all targets	
<b>DESIGN NOTES:</b>	
<b>BRIEFING NOTES:</b> Safety Angles: 90 / 90 / 90.	



CoF	Comstock - Long	Points	105 p
Targets	2 popper, 19 plates, 4 no-shoot, Total 21 targets	Min rounds	21
Firearm	Shotgun	Match-%	15.11%

Procedure	
Starting position	1
Firearm ready condition	8.2.2.1
Start on	Audible signal
Stop on	Last shot
Penalties	As per current edition of rules
Safety angles	L/R
Setup notes	