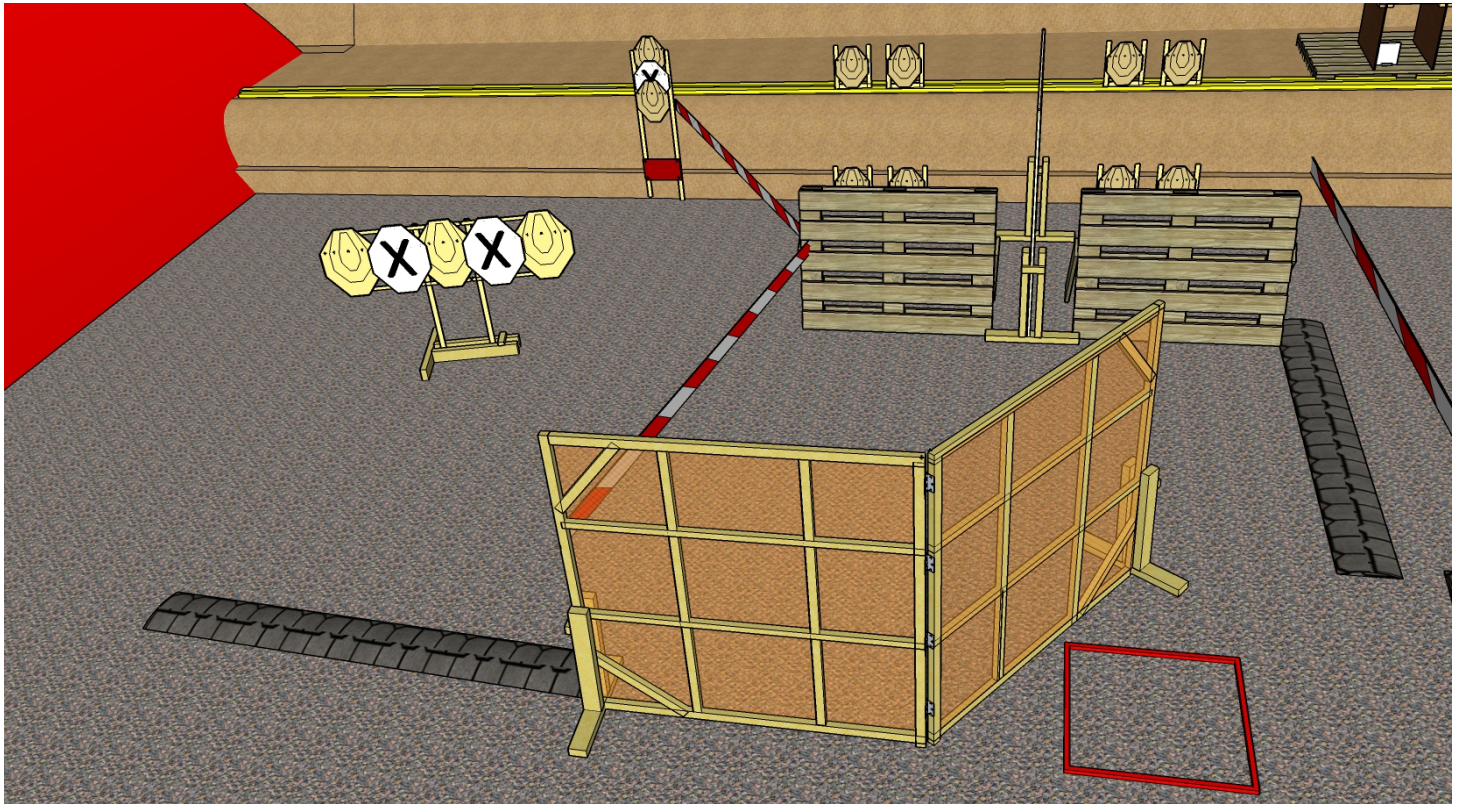


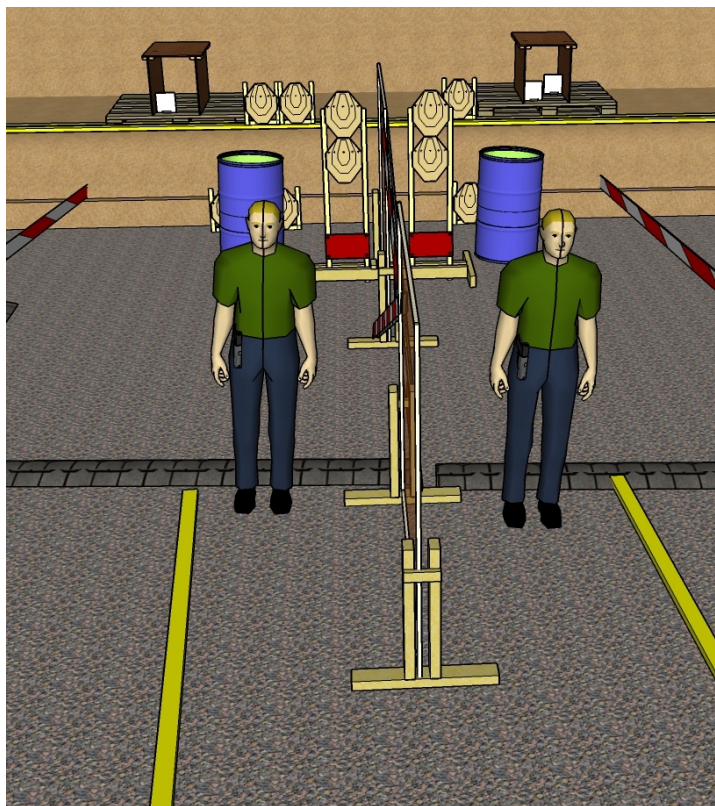
4. Inside out



CoF	Comstock - Long	Points	130 p
Targets	13 paper, 3 no-shoot, Total 13 targets	Min rounds	26
Firearm	Handgun	Match-%	37.68%

Procedure	On start signal engage all targets as they become visible within the demarcated area Red/white tape = walls extending up/down to infinity Tirethreads on ground = faultline
Starting position	Standing relaxed in BOX A facing downrange
Firearm ready condition	Gun loaded & holstered
Start on	Audible signal
Stop on	Last shot
Penalties	As per current edition of rules
Safety angles	Left/right: 90deg when facing berm, vertical: top of berm (logs), but max 20 degrees over horizontal when reloading
Setup notes	

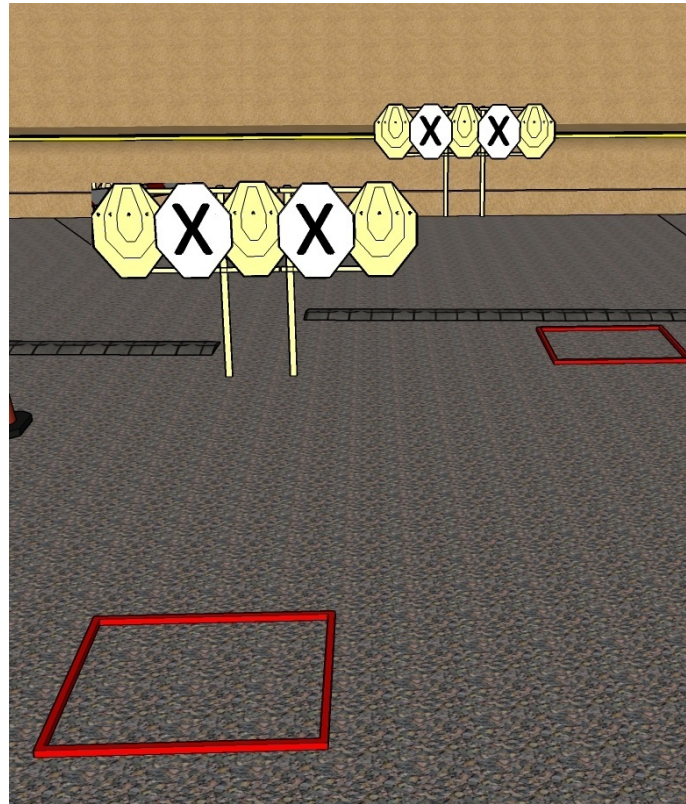
5. Side to side



CoF	Comstock - Long	Points	125 p
Targets	11 paper, 3 plates, Total 14 targets	Min rounds	25
Firearm	Handgun	Match-%	36.23%

Procedure	On start signal engage all targets as they become visible within the demarcated area. Tirethreads on ground = faultline. Red/white tape = walls extending up/down to infinity.
Starting position	Heels touching faultline, facing UPRANGE, either side applicable
Firearm ready condition	Gun loaded & holstered
Start on	Audible signal
Stop on	Last shot
Penalties	As per current edition of rules
Safety angles	Left/right: 90deg when facing berm, vertical: top of berm (logs), but max 20 degrees over horizontal when reloading
Setup notes	

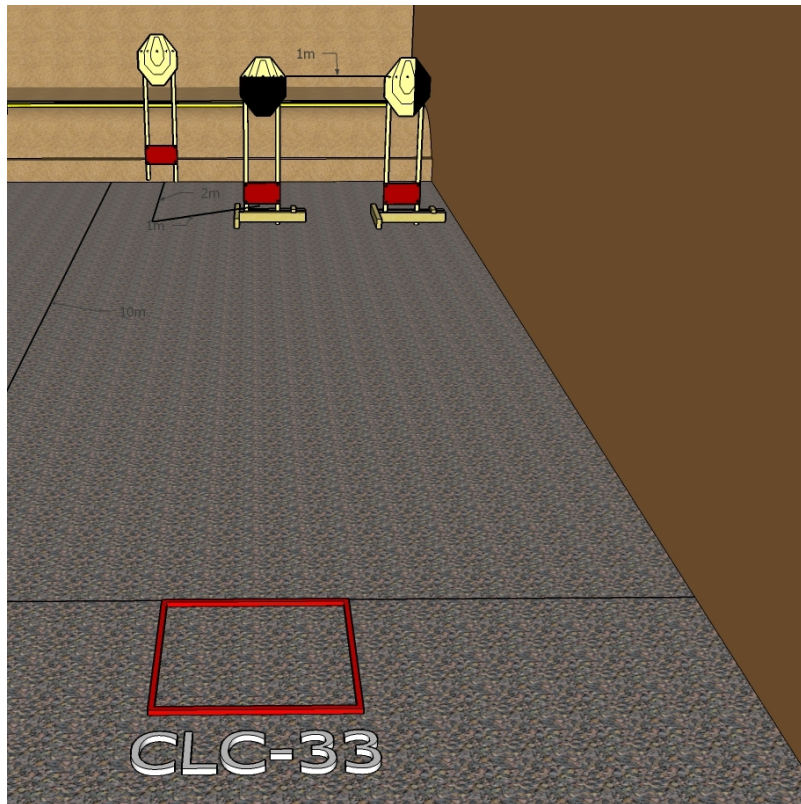
6. Run you fools



CoF	Comstock - Short	Points	60 p
Targets	6 paper, 4 no-shoot, Total 6 targets	Min rounds	12
Firearm	Handgun	Match-%	17.39%

Procedure	On start signal engage all targets as they become visible within the demarcated area. Tirethreads on ground = faultline. All shots must be fired from within boxes. Left box, left target-array. Right box, right target-array. Only allowed to shoot targets in front of box, not diagonally.
Starting position	Standing relaxed in BOX A facing downrange
Firearm ready condition	Gun loaded & holstered
Start on	Audible signal
Stop on	Last shot
Penalties	As per current edition of rules
Safety angles	Left/right: 90deg when facing berm, vertical: top of berm (logs), but max 20 degrees over horizontal when reloading
Setup notes	

7. Classifier CLC-33



CoF	Comstock - Short	Points	30 p
Targets	3 paper, Total 3 targets	Min rounds	6
Firearm	Handgun	Match-%	8.70%

Procedure	After the audible start signal engage targets, strong hand only, from within the designated area 'A'.
Starting position	Standing relaxed in area 'A', facing downrange with both hands relaxed by sides
Firearm ready condition	Handgun loaded and holstered
Start on	Audible signal
Stop on	Last shot
Penalties	As per current edition of rules
Safety angles	Left/right: 90deg when facing berm, vertical: top of berm (logs), but max 20 degrees over horizontal when reloading
Setup notes	Set IPSC Targets to 1.52m (5') to the top of the targets. Area 'A' is 0.92m (3') by 0.92m (3'). Hard cover on IPSC Target T2 covers from notch to notch, as shown. Hard cover on IPSC Target T3 is in line with the 'A'-zone scoring line.