

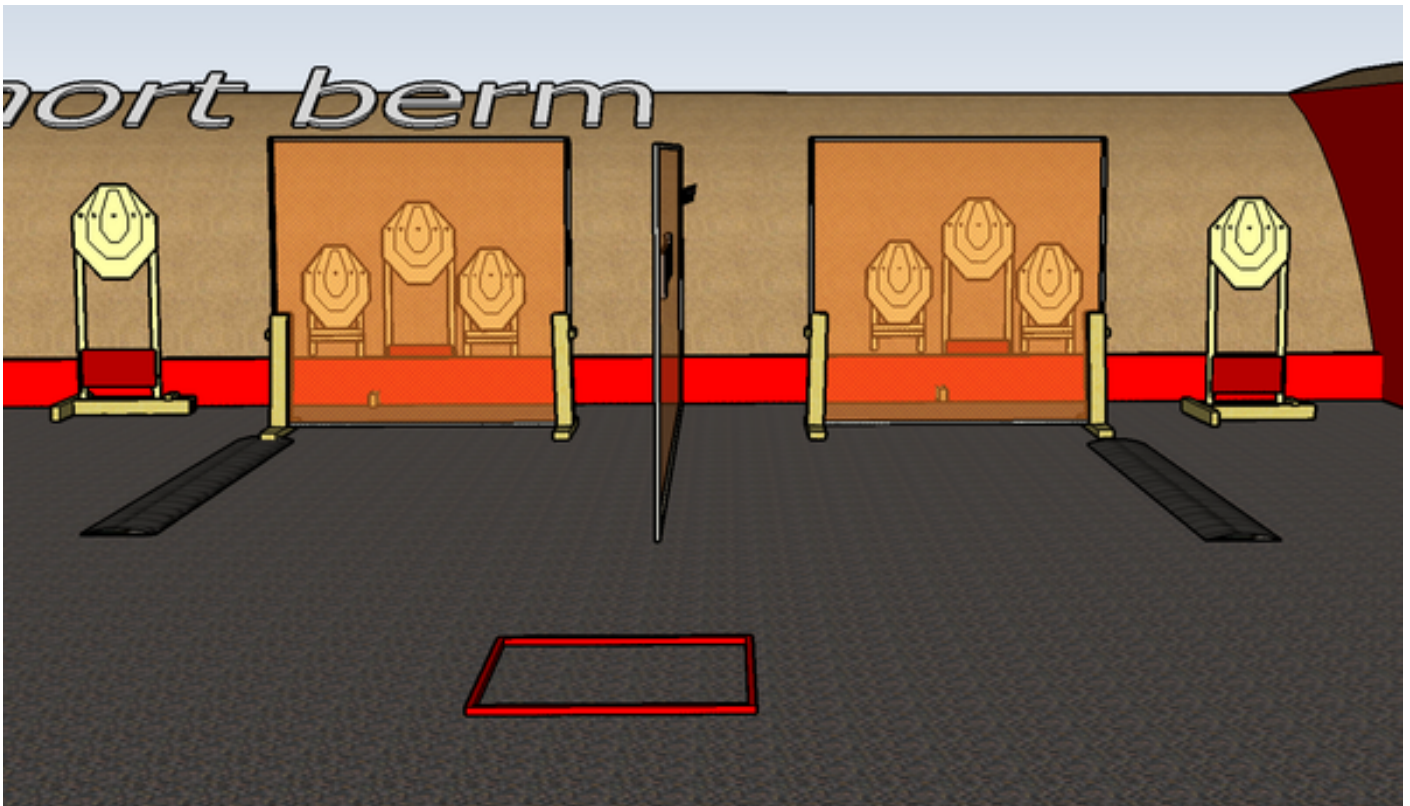
1. Steel in middle



CoF	Comstock - Medium	Points	70 p
Targets	6 paper, 2 plates, 4 no-shoot, Total 8 targets	Min rounds	14
Firearm	Handgun	Match-%	13.59%

Procedure	Starting relaxed in box facing downrange. On start signal engage all targets as they become visible within the demarcated area
Starting position	Gun loaded & holstered
Firearm ready condition	
Start on	Audible signal
Stop on	Last shot
Penalties	As per current edition of rules
Safety angles	Left: tape, end of building, right: 90deg when facing berm, vertical: top of berm, but max 20 degrees over horizontal when reloading
Setup notes	

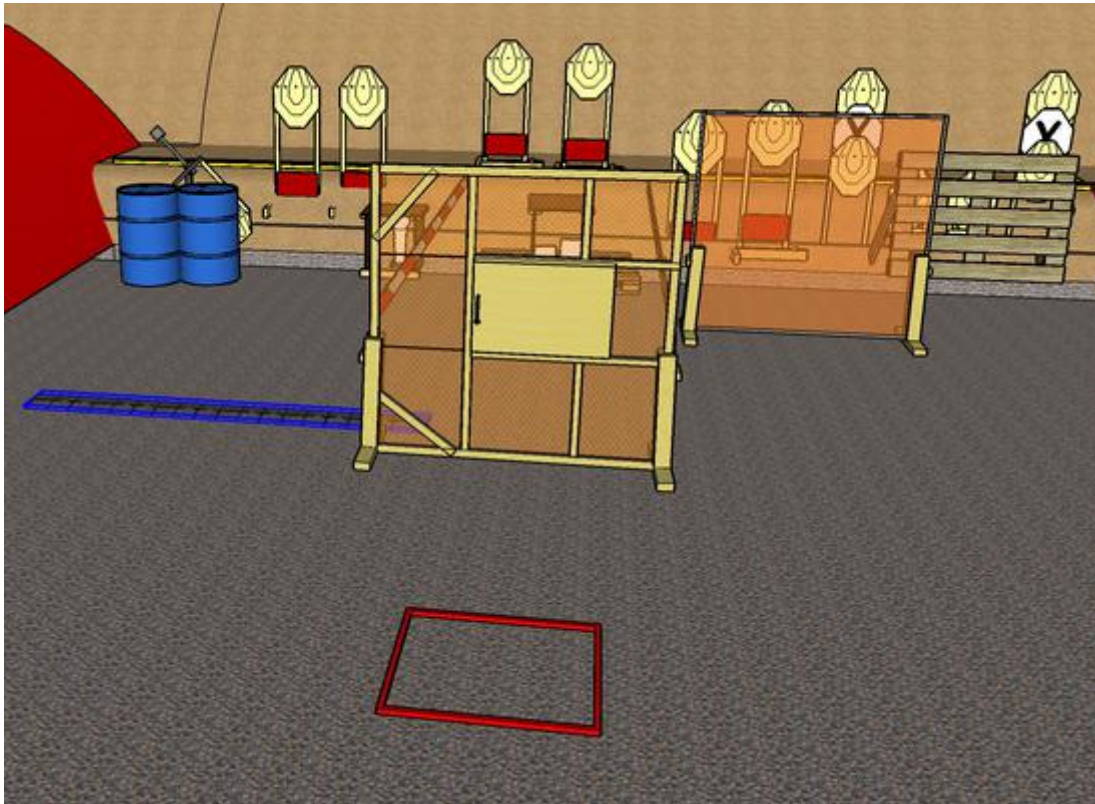
2. U-turn



CoF	Comstock - Medium	Points	80 p
Targets	8 paper, Total 8 targets	Min rounds	16
Firearm	Handgun	Match-%	15.53%

Procedure	Start position standing relaxed in box facing downrange. Tires on ground is fault lines.
Starting position	Gun loaded & holstered
Firearm ready condition	
Start on	Audible signal
Stop on	Last shot
Penalties	As per current edition of rules
Safety angles	Left: tape, end of building, right: 90deg when facing berm, vertical: top of berm, but max 20 degrees over horizontal when reloading
Setup notes	

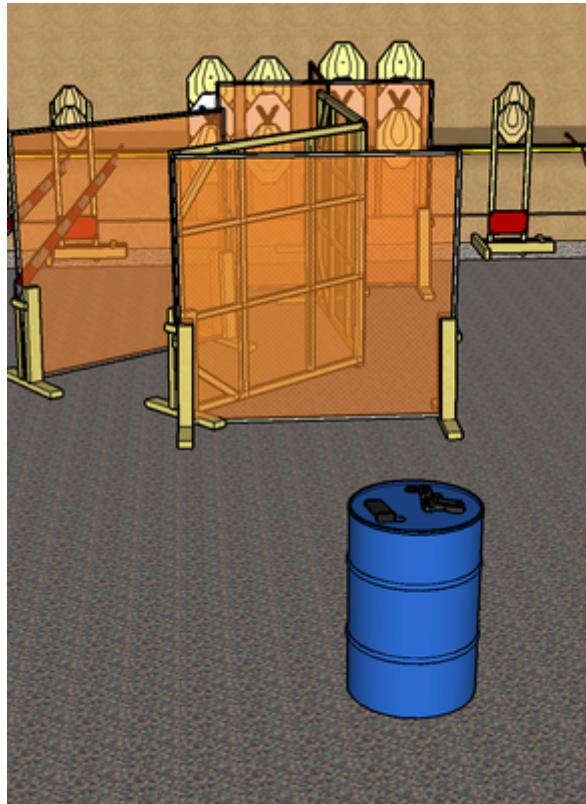
3. Popper and hidden targets



CoF	Comstock - Long	Points	145 p
Targets	13 paper, 1 popper, 2 plates, 2 no-shoot, Total 16 targets	Min rounds	29
Firearm	Handgun	Match-%	28.16%

Procedure	Starting position in box facing downrange. On start signal engage all targets within the demarked area. Popper releases moving target. Moving target will be visible at rest. Tire tread on ground is fault line
Starting position	Gun loaded & holstered
Firearm ready condition	
Start on	Audible signal
Stop on	Last shot
Penalties	As per current edition of rules
Safety angles	Left: 90deg when facing berm, Right: end of berm. vertical: top of berm, but max 20 degrees over horizontal when reloading
Setup notes	


4. Tight Z



CoF	Comstock - Medium	Points	120 p
Targets	12 paper, 4 no-shoot, Total 12 targets	Min rounds	24
Firearm	Handgun	Match-%	23.30%

Procedure	Starting position: gun on barrel, all magazines to be used on barrel. On start signal engage all targets as they become visible within the demarked area.
Starting position	Gun loaded & holstered
Firearm ready condition	Gun on barrel, chamber and magwell empty. All magazines to be used on table
Start on	Audible signal
Stop on	Last shot
Penalties	As per current edition of rules
Safety angles	Left: 90deg when facing berm, Right: end of berm. vertical: top of berm, but max 20 degrees over horizontal when reloading
Setup notes	

5. Use the door



CoF	Comstock - Medium	Points	100 p
Targets	10 paper, 2 no-shoot, Total 10 targets	Min rounds	20
Firearm	Handgun	Match-%	19.42%

Procedure	Starting position: gun loaded and holstered standing relaxed in box facing downrange.
Starting position	Gun loaded & holstered
Firearm ready condition	
Start on	Audible signal
Stop on	Last shot
Penalties	As per current edition of rules
Safety angles	Left: 90deg when facing berm, Right: end of berm. vertical: top of berm, but max 20 degrees over horizontal when reloading
Setup notes	