






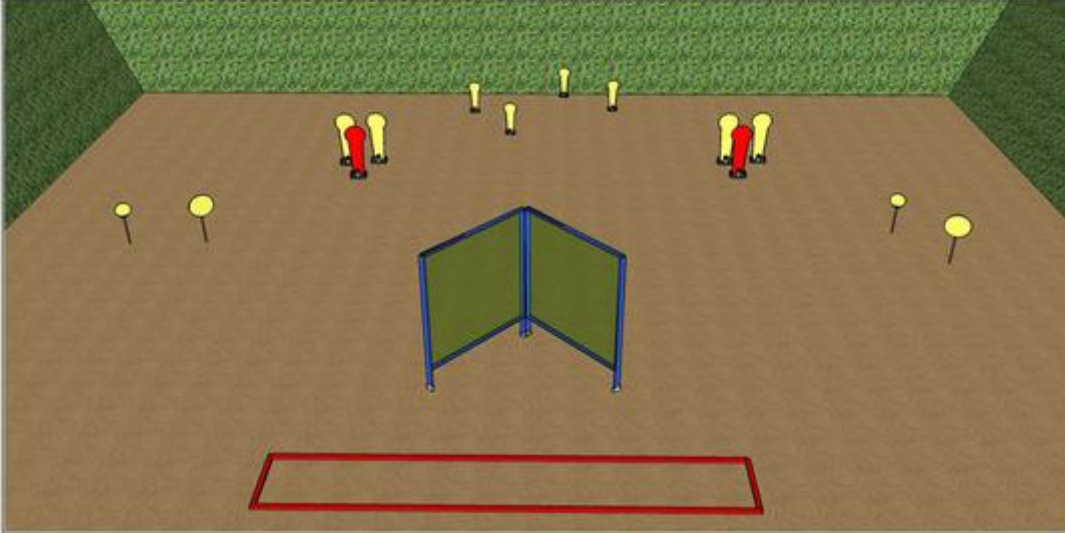


1. FAZNET

STAGE NUMBER:	1	RANGE NUMBER:	1	GOLDEN CITY <small>SHOOTING CLUB</small>	Sponsored by: FAZNET								
START POSITION:	Shooter starts standing anywhere in the designated area. Gun is loaded and holstered.												
STAGE PROCEDURE:	At the start signal engage targets whilst remaining within the designated area.												
	12		0		0		2		4		4		4

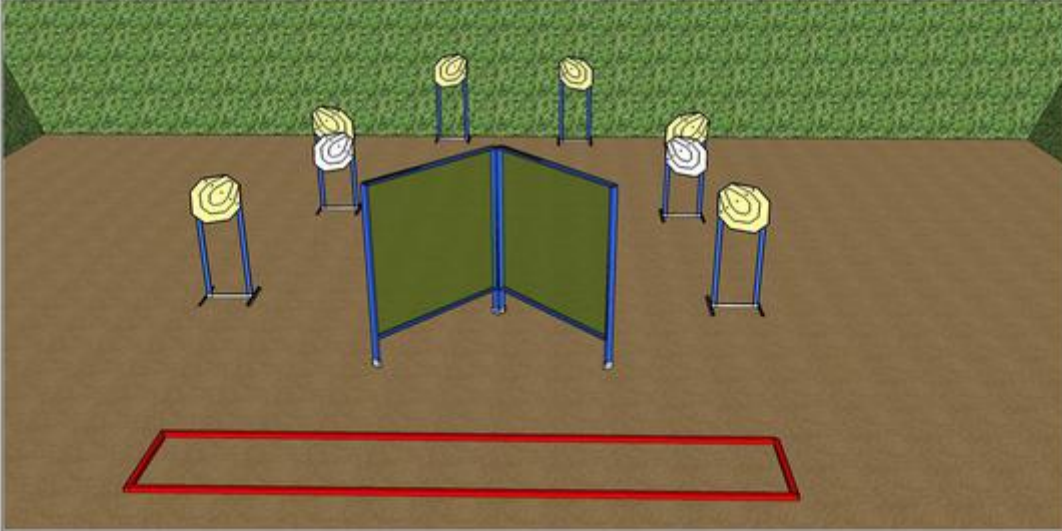


CoF	Comstock - Short	Points	60 p
Targets	12 popper, 2 no-shoot, Total 12 targets	Min rounds	12
Firearm	Handgun	Match-%	7.32%

Procedure	
Starting position	Gun loaded & holstered
Firearm ready condition	
Start on	Audible signal
Stop on	Last shot
Penalties	As per current edition of rules
Safety angles	L/R
Setup notes	

2. SPARTAN ARMS

STAGE NUMBER:	2	RANGE NUMBER:	2	GOLDEN CITY <small>SHOOTING CLUB</small>	Sponsored by: SPARTAN ARMS								
START POSITION:	Shooter starts standing anywhere in the designated area. Gun is loaded and holstered. Hands raised above shoulders with the palms facing forward.												
STAGE PROCEDURE:	At the start signal engage targets whilst remaining within the designated area.												
	12		6		0		2		0		0		0



CoF	Comstock - Short	Points	60 p
Targets	6 paper, 2 no-shoot, Total 6 targets	Min rounds	12
Firearm	Handgun	Match-%	7.32%

Procedure	
Starting position	Gun loaded & holstered
Firearm ready condition	
Start on	Audible signal
Stop on	Last shot
Penalties	As per current edition of rules
Safety angles	L/R
Setup notes	

3. PROF ENGINEERING

STAGE NUMBER:	3	RANGE NUMBER:	3	GOLDEN CITY <small>USA SHOOTING</small>	Sponsored by: PROF ENGINEERING								
START POSITION:	Shooter starts standing with the palms of both hands placed flat on the barricade in the demarcated area "XX". Gun is loaded and holstered.												
STAGE PROCEDURE:	At the start signal, engage targets from within the designated area.												
	32		14		0		1		0		4		0

CoF	Comstock - Long	Points	160 p
Targets	14 paper, 4 popper, 1 no-shoot, Total 18 targets	Min rounds	32
Firearm	Handgun	Match-%	19.51%

Procedure	
Starting position	Gun loaded & holstered
Firearm ready condition	
Start on	Audible signal
Stop on	Last shot
Penalties	As per current edition of rules
Safety angles	L/R
Setup notes	








4. COMPLETE CABLING EQUIPMENT

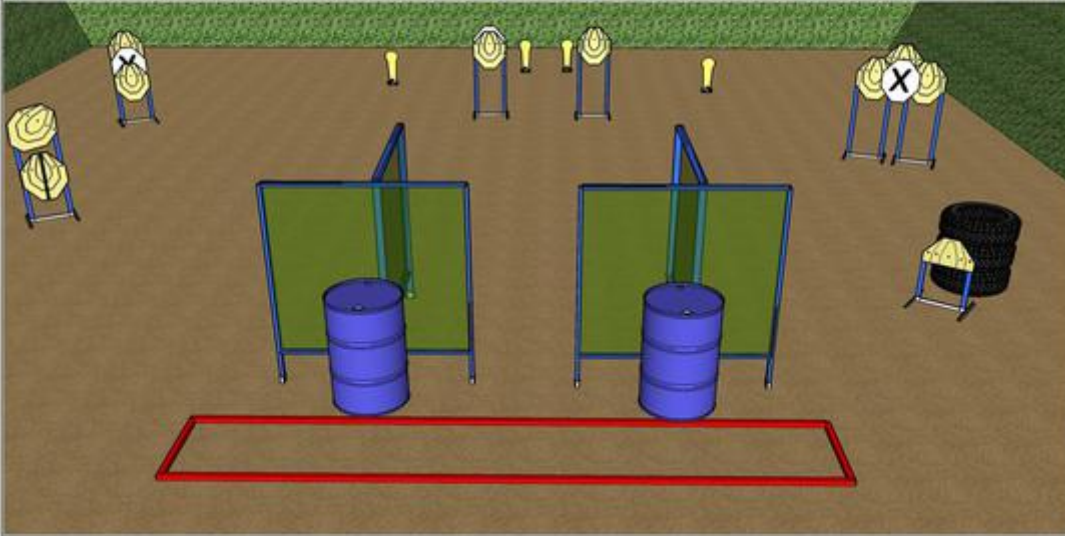
STAGE NUMBER:	4	RANGE NUMBER:	4	GOLDEN CITY Sponsored by: COMPLETE CABLING EQUIPMENT									
START POSITION:	Shooter starts standing anywhere in the designated area. Gun is loaded with chamber empty, then placed pointing downrange in the demarcated area on either drum "A" or "B". All spare magazines to be place on any spare drums.												
STAGE PROCEDURE:	At the start signal engage targets whilst remaining in the designated area.												
	24		7		0		0		4		2		4

CoF	Comstock - Medium	Points	120 p
Targets	7 paper, 10 popper, Total 17 targets	Min rounds	24
Firearm	Handgun	Match-%	14.63%

Procedure	
Starting position	Gun loaded & holstered
Firearm ready condition	
Start on	Audible signal
Stop on	Last shot
Penalties	As per current edition of rules
Safety angles	L/R
Setup notes	

5. ESKAN INVESTMENTS









STAGE NUMBER:	5	RANGE NUMBER:	5	GOLDEN CITY <small>www.scoreit.com</small>	Sponsored by: ESKAN INVESTMENTS								
START POSITION:	Shooter starts standing anywhere in the designated area. Gun is loaded and holstered. The palms of both hands placed flat on the top of either one of the drums.												
STAGE PROCEDURE:	At the start signal engage targets whilst remaining in the designated area.												
	24		10		0		3		0		4		0



CoF	Comstock - Medium	Points	120 p
Targets	10 paper, 4 popper, 3 no-shoot, Total 14 targets	Min rounds	24
Firearm	Handgun	Match-%	14.63%

Procedure	
Starting position	Gun loaded & holstered
Firearm ready condition	
Start on	Audible signal
Stop on	Last shot
Penalties	As per current edition of rules
Safety angles	L/R
Setup notes	









6. DEL FORNO - LEMON TREE

STAGE NUMBER:	6	RANGE NUMBER:	6	GOLDEN CITY <small>SHOOTING CLUB</small>	Sponsored by: DEL FORNO – LEMON TREE								
START POSITION:	Shooter starts standing anywhere in the designated area. Gun is loaded and placed flat on the table in the demarcated area pointing downrange.												
STAGE PROCEDURE:	At the start signal engage targets using the strong hand unsupported whilst remaining within the designated area.												
	8		4		0		1		0		0		0
													

CoF	Comstock - Short	Points	40 p
Targets	4 paper, 1 no-shoot, Total 4 targets	Min rounds	8
Firearm	Handgun	Match-%	4.88%

Procedure	
Starting position	Gun loaded & holstered
Firearm ready condition	
Start on	Audible signal
Stop on	Last shot
Penalties	As per current edition of rules
Safety angles	L/R
Setup notes	

7. DEL FORNO - LEMON TREE

STAGE NUMBER:	7	RANGE NUMBER:	6	GOLDEN CITY <small>SHOOTING.COM</small>	Sponsored by: DEL FORNO – LEMON TREE								
START POSITION:	Shooter starts standing anywhere in the designated area. Gun is loaded and placed flat on the table in the demarcated area pointing downrange.												
STAGE PROCEDURE:	At the start signal engage targets using the weak hand unsupported whilst remaining within the designated area.												
	8		4		0		1		0		0		0
													

CoF	Comstock - Short	Points	40 p
Targets	4 paper, 1 no-shoot, Total 4 targets	Min rounds	8
Firearm	Handgun	Match-%	4.88%

Procedure	
Starting position	Gun loaded & holstered
Firearm ready condition	
Start on	Audible signal
Stop on	Last shot
Penalties	As per current edition of rules
Safety angles	L/R
Setup notes	

8. FIREWORX

STAGE NUMBER:	8	RANGE NUMBER:	7	GOLDEN CITY <small>SHOOTING CLUB</small>	Sponsored by: FIREWORX								
START POSITION:	Shooter starts standing anywhere in the designated area. Gun is loaded and holstered.												
STAGE PROCEDURE:	At the start signal engage targets whilst remaining within the designated area.												
	12		5		0		2		2		0		0

CoF	Comstock - Short	Points	60 p
Targets	5 paper, 2 plates, 2 no-shoot, Total 7 targets	Min rounds	12
Firearm	Handgun	Match-%	7.32%

Procedure	
Starting position	Gun loaded & holstered
Firearm ready condition	
Start on	Audible signal
Stop on	Last shot
Penalties	As per current edition of rules
Safety angles	L/R
Setup notes	

9. MOTRADE ENGINEERING

STAGE NUMBER:	9	RANGE NUMBER:	8	GOLDEN CITY <small>SHOOTING CLUB</small>	Sponsored by: MOTRADE ENGINEERING								
START POSITION:	Shooter starts standing anywhere in the designated area. Gun is loaded and holstered. Hands on head with fingers interlaced when ready.												
STAGE PROCEDURE:	At the start signal engage targets whilst remaining within the designated area.												
	32		16		0		4		0		0		0

CoF	Comstock - Long	Points	160 p
Targets	16 paper, 4 no-shoot, Total 16 targets	Min rounds	32
Firearm	Handgun	Match-%	19.51%

Procedure	
Starting position	Gun loaded & holstered
Firearm ready condition	
Start on	Audible signal
Stop on	Last shot
Penalties	As per current edition of rules
Safety angles	L/R
Setup notes	