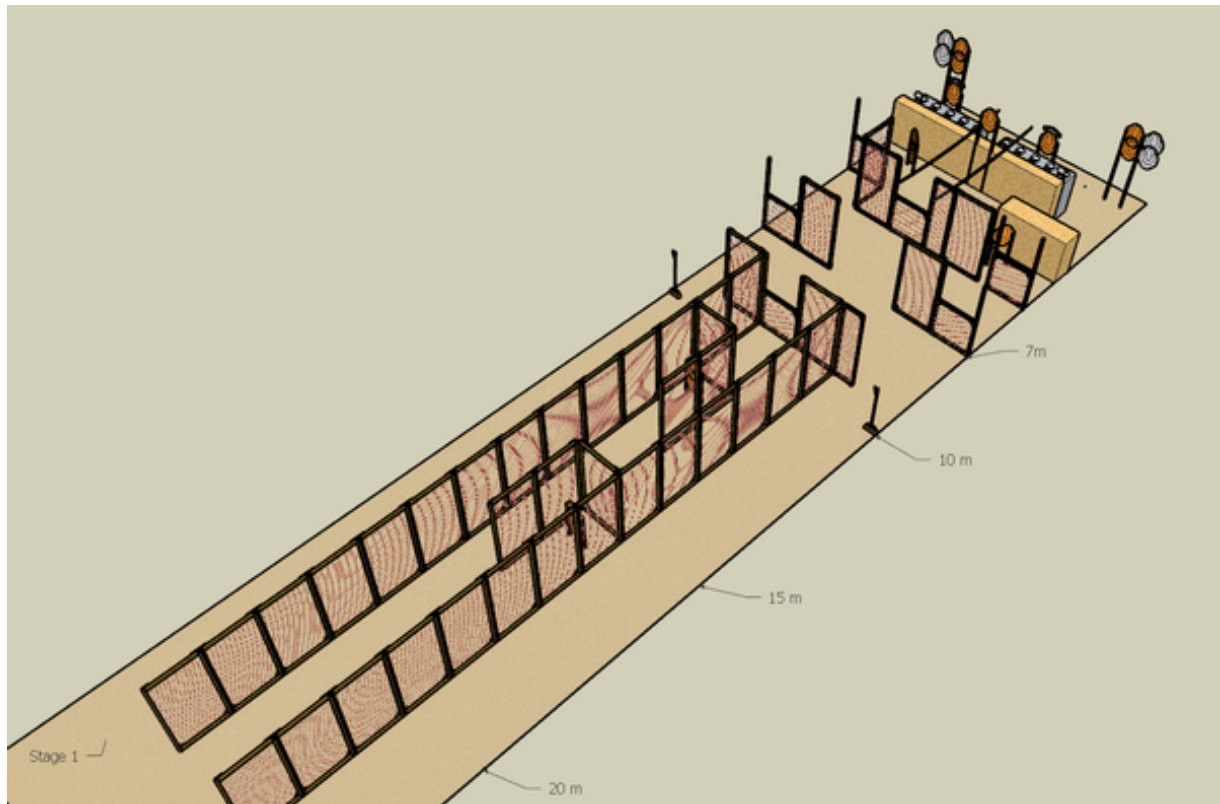


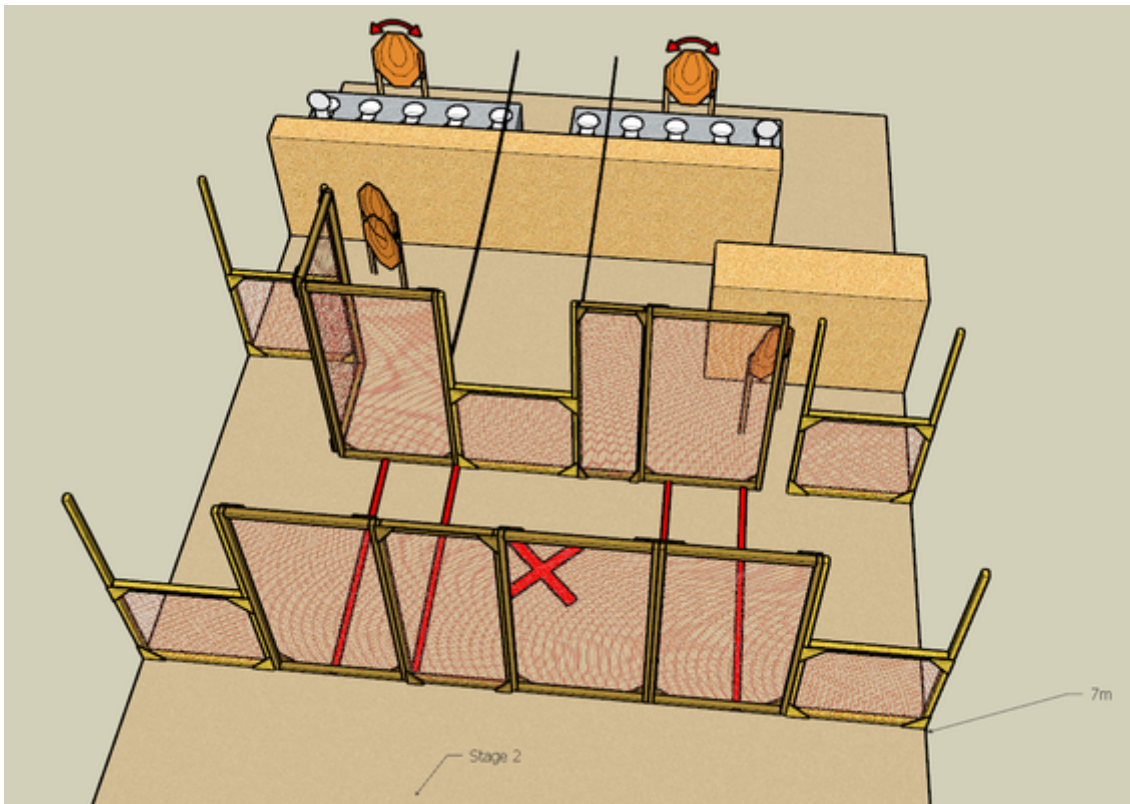
# 1. Stage 1



CoF	Comstock - Long	Points	150 p
Targets	14 paper, 2 plates, 4 no-shoot, Total 16 targets	Min rounds	30
Firearm	Handgun	Match-%	30.93%

Procedure	After the audible signal, proceed. When the left IPSC Plate is hit, a moving target appears, which will stay visible at rest.. When the right IPSC Plate is hit, a moving target appears, which will stay visible at rest. The left lever raises two no-shoots on the left side and two targets become visible. The right lever raises two no-shoots on the right side and two targets become visible.
Starting position	Start anywhere.
Firearm ready condition	Gun loaded and holstered.
Start on	Audible signal.
Stop on	Last shot.
Penalties	As per current edition of rules.
Safety angles	90° in all directions when facing directly downrange.
Setup notes	

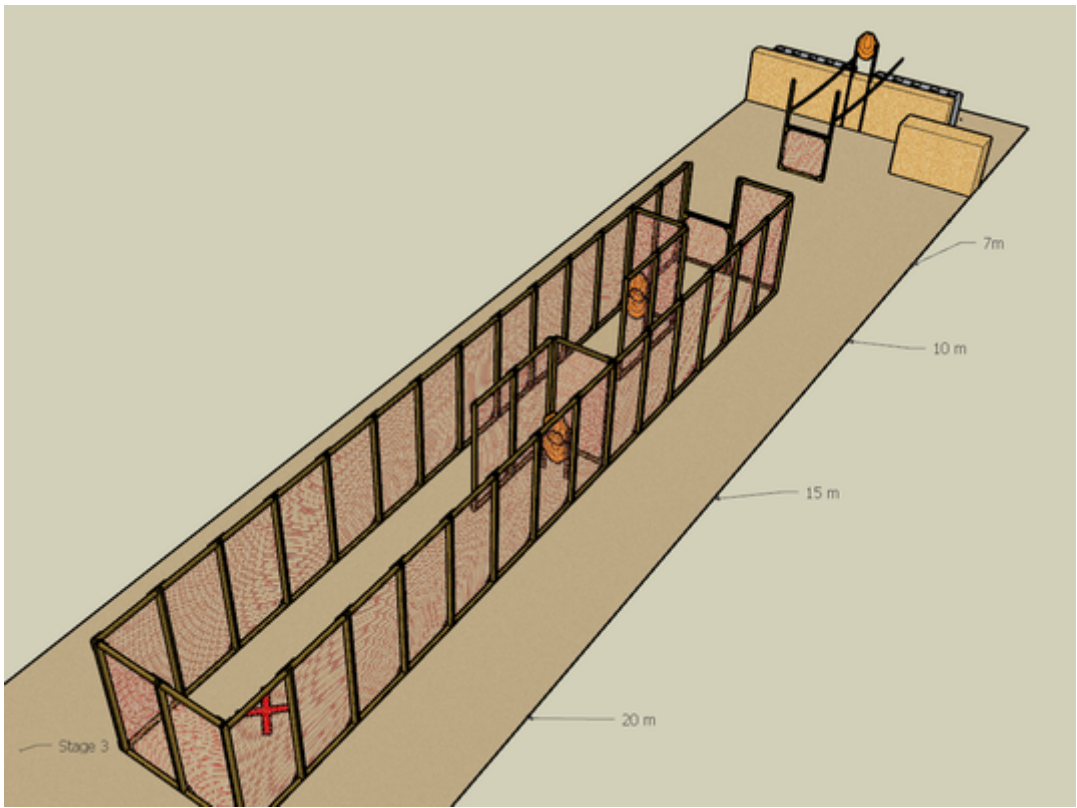
## 2. Stage 2



CoF	Comstock - Short	Points	60 p
Targets	5 paper, 2 plates, Total 7 targets	Min rounds	12
Firearm	Handgun	Match-%	12.37%

Procedure	After the audible signal, proceed. Do not let Boarsti (a small plushie shaped like a boar) touch the ground. Do not touch the ground between the fault lines.
Starting position	Both feet touch the X. Boarsti in one hand.
Firearm ready condition	Gun loaded & holstered.
Start on	Audible signal.
Stop on	Last shot.
Penalties	As per current edition of rules. If you let Boarsti touch the ground, you receive one procedure. While Boarsti lies on the ground you receive one procedure for every shot fired. If you touch the ground between the faultlines, you receive one procedure.
Safety angles	90° in all directions when facing directly downrange.
Setup notes	

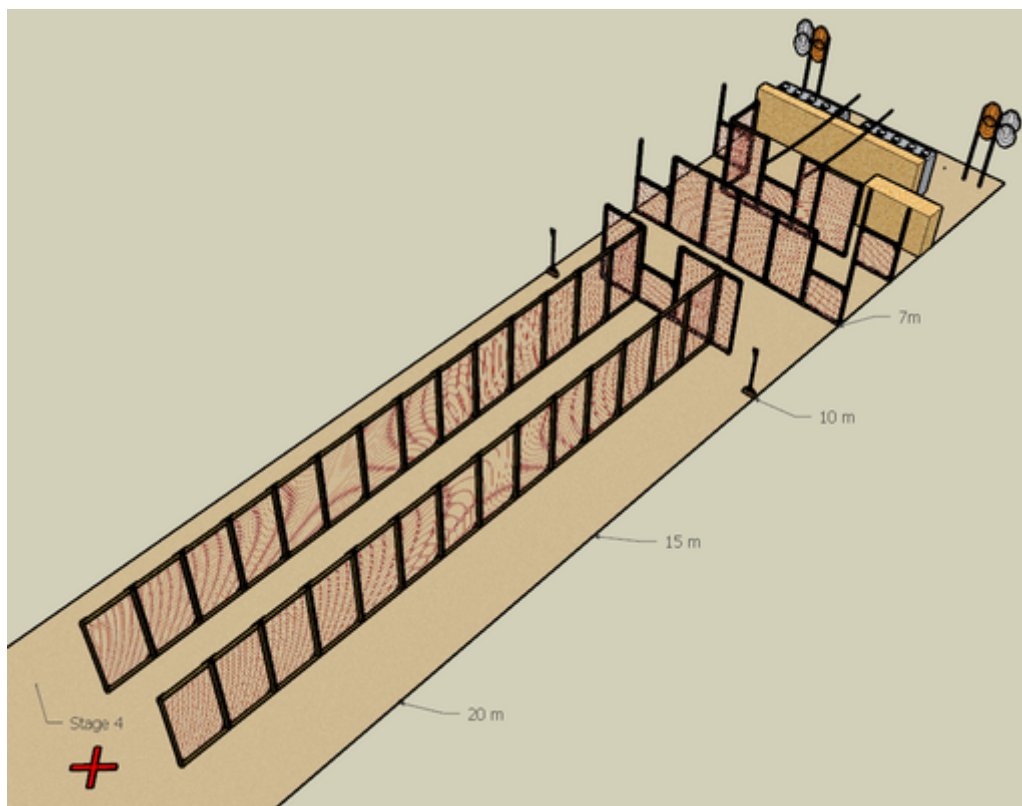
### 3. Stage 3



CoF	Comstock - Medium	Points	75 p
Targets	5 paper, Total 5 targets	Min rounds	15
Firearm	Handgun	Match-%	15.46%

Procedure	After the audible signal, proceed. Three hits per target are required.
Starting position	Feet touch the X.
Firearm ready condition	Gun loaded and holstered.
Start on	Audible signal.
Stop on	Last shot.
Penalties	As per current edition of rules.
Safety angles	90° in all directions when facing directly downrange.
Setup notes	

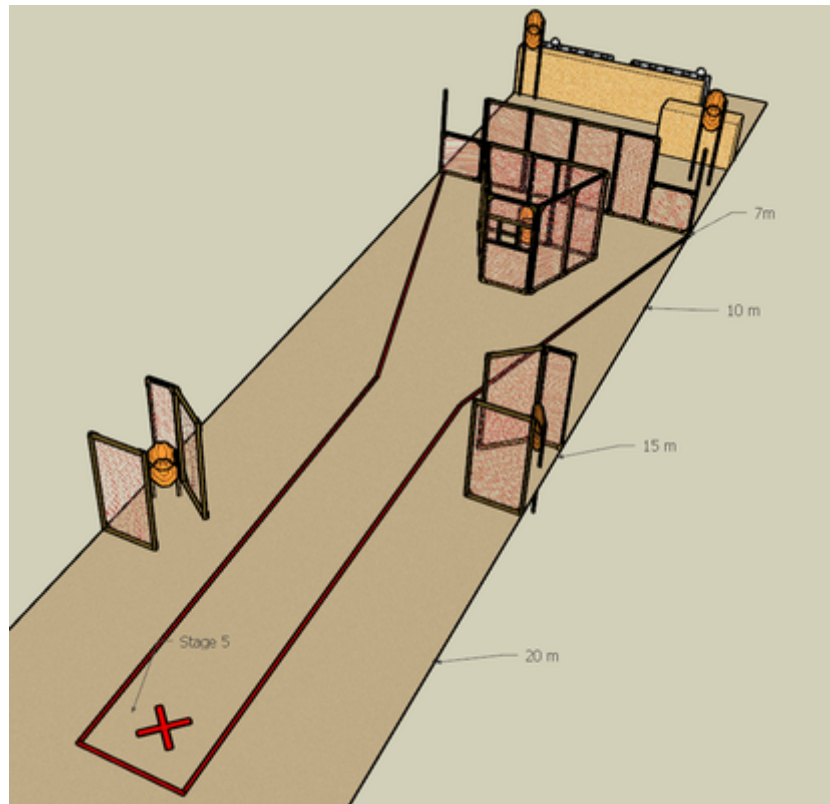
## 4. Stage 4



CoF	Comstock - Short	Points	40 p
Targets	4 paper, Total 4 targets	Min rounds	8
Firearm	Handgun	Match-%	8.25%

Procedure	After the audible signal, proceed. You need to make a mandatory reload after the first and before your last shot.
Starting position	Feet touch the X.
Firearm ready condition	Gun unloaded and holstered.
Start on	Audible signal.
Stop on	Last shot.
Penalties	As per current edition of rules.
Safety angles	90° in all directions when facing directly downrange.
Setup notes	

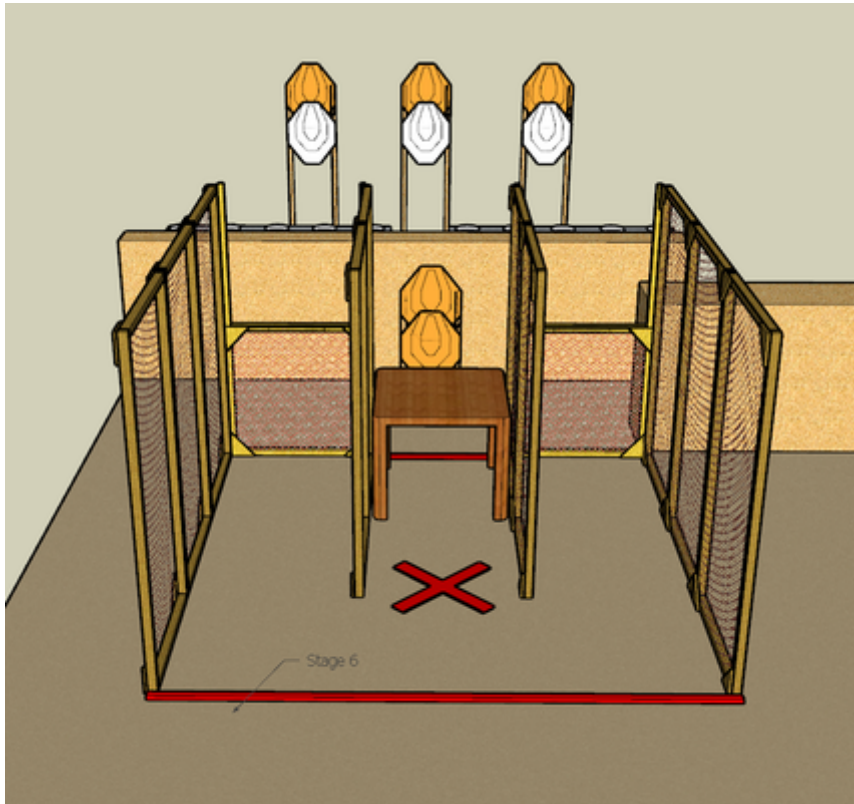
## 5. Stage 5



CoF	Comstock - Medium	Points	110 p
Targets	10 paper, 2 plates, Total 12 targets	Min rounds	22
Firearm	Handgun	Match-%	22.68%

Procedure	After the audible signal, proceed.
Starting position	Feet touch the X.
Firearm ready condition	Gun loaded and holstered.
Start on	Audible signal.
Stop on	Last shot.
Penalties	As per current edition of rules.
Safety angles	90° in all directions when facing directly downrange.
Setup notes	

## 6. Stage 6



CoF	Comstock - Short	Points	50 p
Targets	5 paper, Total 5 targets	Min rounds	10
Firearm	Handgun	Match-%	10.31%

Procedure	After the audible signal, proceed.
Starting position	Feet touch the X
Firearm ready condition	Gun unloaded. Gun and all magazines lay on the table.
Start on	Audible signal.
Stop on	Last shot.
Penalties	As per current edition of rules.
Safety angles	90° in all directions when facing directly downrange.
Setup notes	