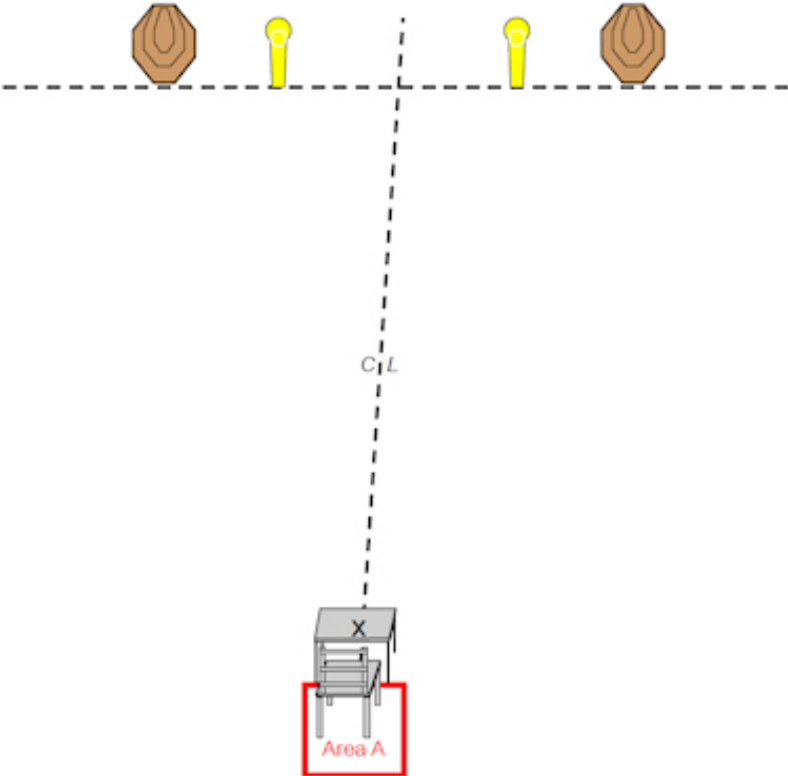
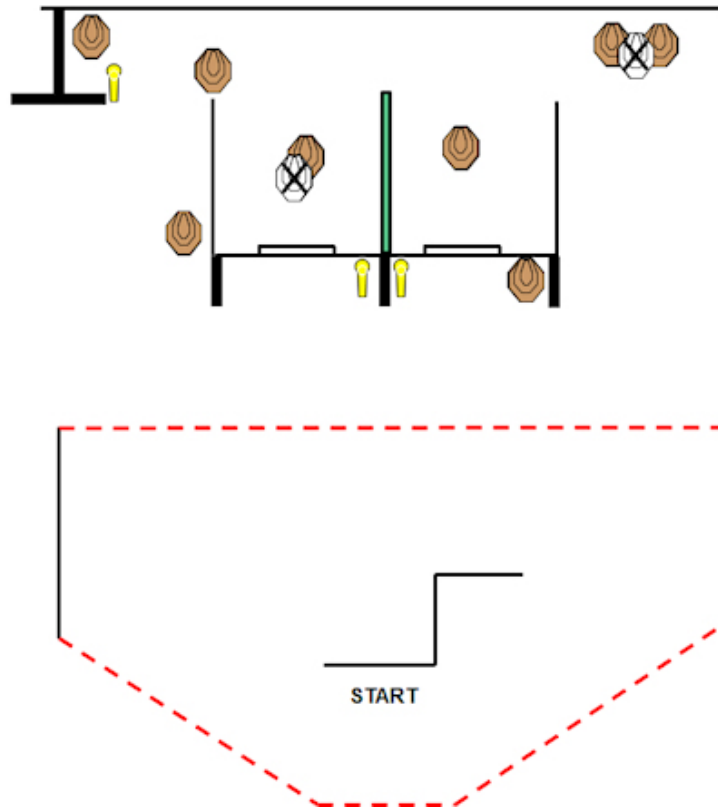


1. CLC-03



|                         |                                    |            |       |
|-------------------------|------------------------------------|------------|-------|
| CoF                     | Comstock - Short                   | Points     | 30 p  |
| Targets                 | 2 paper, 2 popper, Total 4 targets | Min rounds | 6     |
| Firearm                 | Action Air                         | Match-%    | 2.91% |
| Procedure               |                                    |            |       |
| Starting position       |                                    |            |       |
| Firearm ready condition |                                    |            |       |
| Start on                |                                    |            |       |
| Stop on                 |                                    |            |       |
| Penalties               |                                    |            |       |
| Safety angles           | L/R                                |            |       |
| Setup notes             |                                    |            |       |

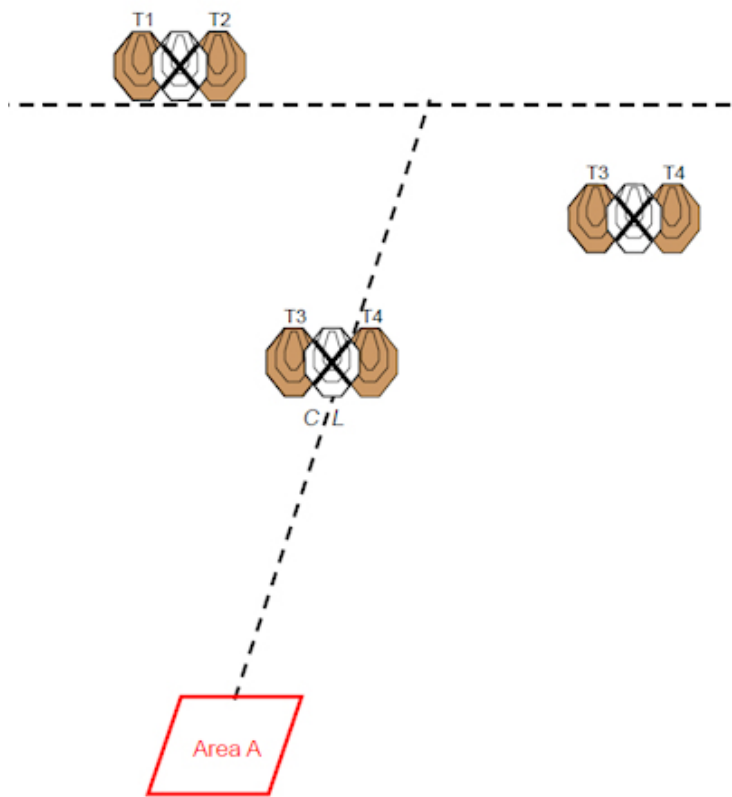
## 2. Round the Corner



|         |   |            |       |
|---------|---|------------|-------|
| CoF     | Comstock - Medium                               | Points     | 95 p  |
| Targets | 8 paper, 3 popper, 2 no-shoot, Total 11 targets | Min rounds | 19    |
| Firearm | Action Air                                      | Match-%    | 9.22% |

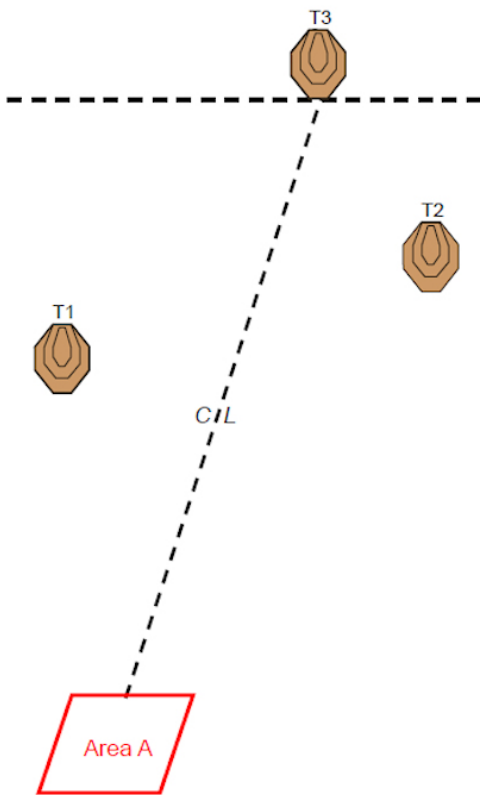
|                         |  |  |  |
|-------------------------|--|--|--|
| Procedure               | On the audible start signal, engage all targets from within the clearly demarcated shooting area |  |  |
| Starting position       | Standing on the marks, relaxed with arms hanging naturally by your sides facing up-range         |  |  |
| Firearm ready condition | Handgun completely unloaded  |  |  |
| Start on                | Audible signal   |  |  |
| Stop on                 | Last shot  |  |  |
| Penalties               | As per current edition of rules  |  |  |
| Safety angles           | L/R  |  |  |
| Setup notes             |  |  |  |

3. CLC-59



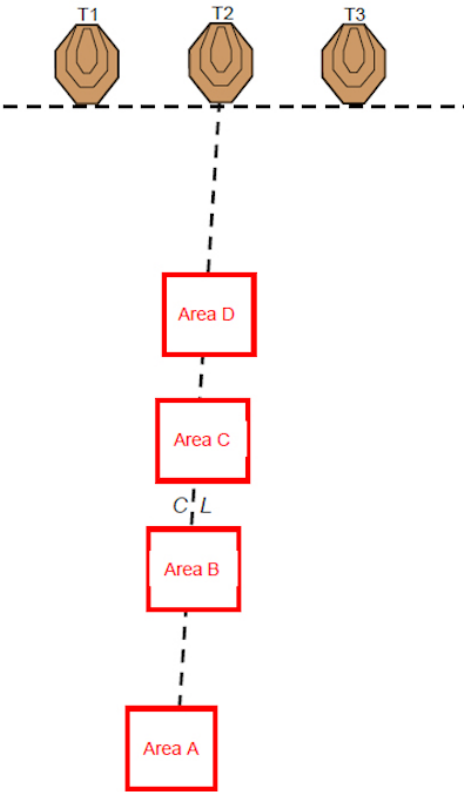
|                         |                                      |            |       |
|-------------------------|--------------------------------------|------------|-------|
| CoF                     | Comstock - Short                     | Points     | 60 p  |
| Targets                 | 6 paper, 3 no-shoot, Total 6 targets | Min rounds | 12    |
| Firearm                 | Action Air                           | Match-%    | 5.83% |
| Procedure               |                                      |            |       |
| Starting position       |                                      |            |       |
| Firearm ready condition |                                      |            |       |
| Start on                |                                      |            |       |
| Stop on                 |                                      |            |       |
| Penalties               |                                      |            |       |
| Safety angles           | L/R                                  |            |       |
| Setup notes             |                                      |            |       |

4. CLC-19



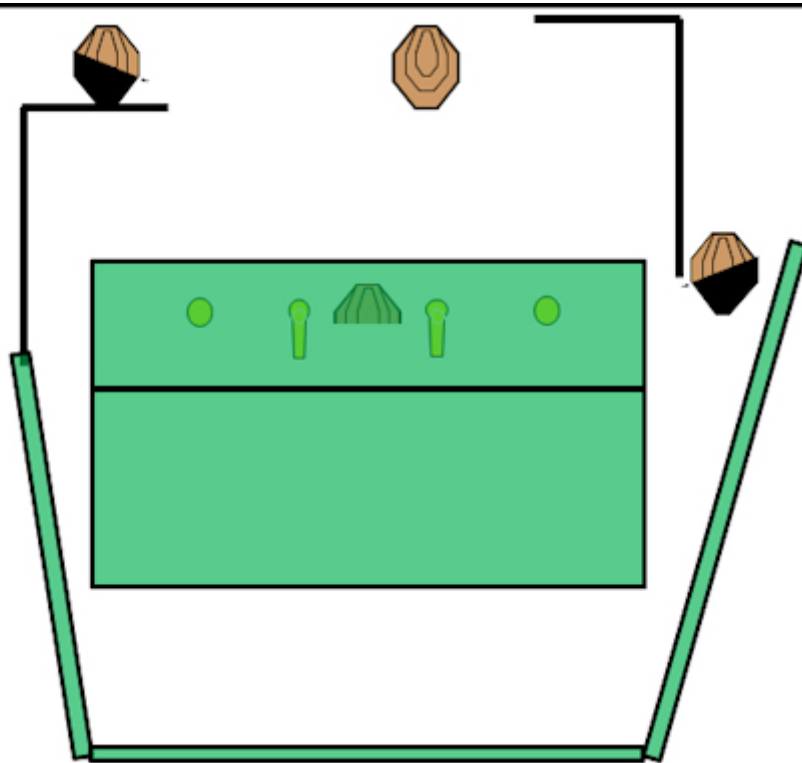
|                         |                          |            |       |
|-------------------------|--------------------------|------------|-------|
| CoF                     | Comstock - Medium        | Points     | 90 p  |
| Targets                 | 3 paper, Total 3 targets | Min rounds | 18    |
| Firearm                 | Action Air               | Match-%    | 8.74% |
| Procedure               |                          |            |       |
| Starting position       |                          |            |       |
| Firearm ready condition |                          |            |       |
| Start on                |                          |            |       |
| Stop on                 |                          |            |       |
| Penalties               |                          |            |       |
| Safety angles           | L/R                      |            |       |
| Setup notes             |                          |            |       |

5. CLC-69



|                         |                          |            |        |
|-------------------------|--------------------------|------------|--------|
| CoF                     | Comstock - Medium        | Points     | 120 p  |
| Targets                 | 3 paper, Total 3 targets | Min rounds | 24     |
| Firearm                 | Action Air               | Match-%    | 11.65% |
| Procedure               |                          |            |        |
| Starting position       |                          |            |        |
| Firearm ready condition |                          |            |        |
| Start on                |                          |            |        |
| Stop on                 |                          |            |        |
| Penalties               |                          |            |        |
| Safety angles           | L/R                      |            |        |
| Setup notes             |                          |            |        |

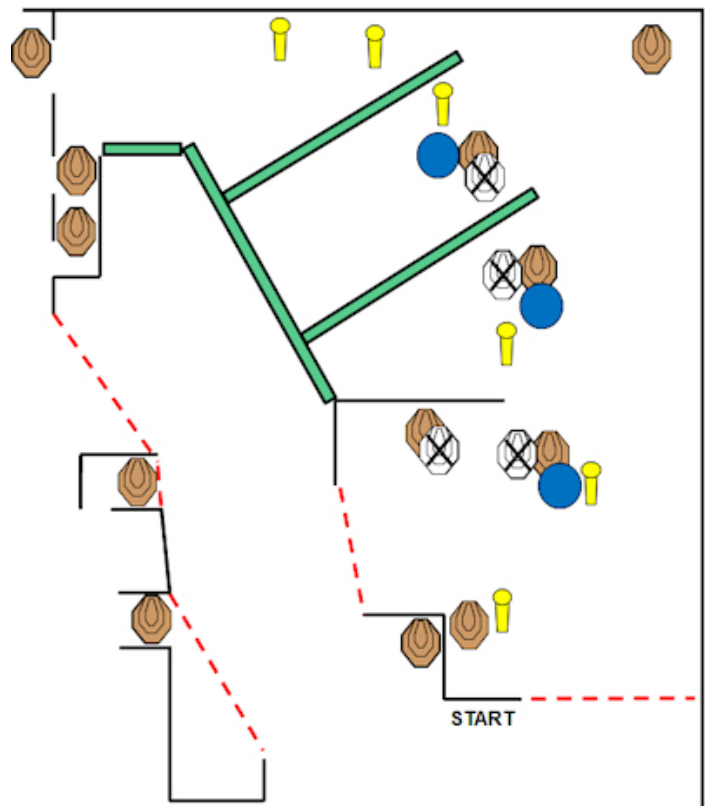
## 6. Down Under



|         |  |            |       |
|---------|--|------------|-------|
| CoF     | Comstock - Short                             | Points     | 60 p  |
| Targets | 4 paper, 2 popper, 2 plates, Total 8 targets | Min rounds | 12    |
| Firearm | Action Air                                   | Match-%    | 5.83% |

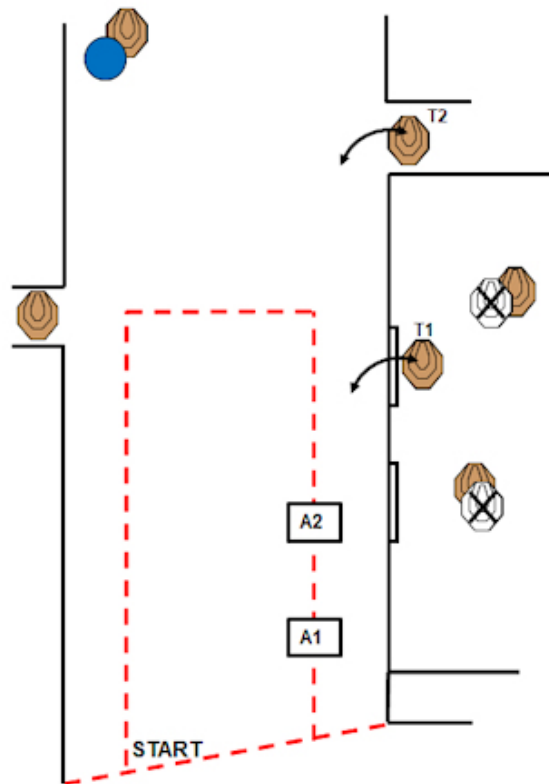
|                         |  |
|-------------------------|--|
| Procedure               | On the audible start signal, engage all targets from within the clearly demarcated shooting area |
| Starting position       | Standing anywhere within the demarcated area facing downrange, arms hanging naturally by sides   |
| Firearm ready condition | Handgun loaded, chamber empty and holstered  |
| Start on                | Audible signal   |
| Stop on                 | Last shot  |
| Penalties               | As per current edition of rules  |
| Safety angles           | L/R  |
| Setup notes             |  |

# 7. The Fast Lane



|                         |  |            |        |
|-------------------------|--|------------|--------|
| CoF                     | Comstock - Long  | Points     | 150 p  |
| Targets                 | 12 paper, 6 popper, 4 no-shoot, Total 18 targets   | Min rounds | 30     |
| Firearm                 | Action Air   | Match-%    | 14.56% |
| Procedure               | On the audible start signal, engage all targets from within the clearly demarcated shooting area |            |        |
| Starting position       | Standing upright, hands touching the marks facing downrange                                      |            |        |
| Firearm ready condition | Gun loaded & holstered   |            |        |
| Start on                | Audible signal   |            |        |
| Stop on                 | Last shot  |            |        |
| Penalties               | As per current edition of rules  |            |        |
| Safety angles           | L/R  |            |        |
| Setup notes             |  |            |        |

## 8. Trade Secrets

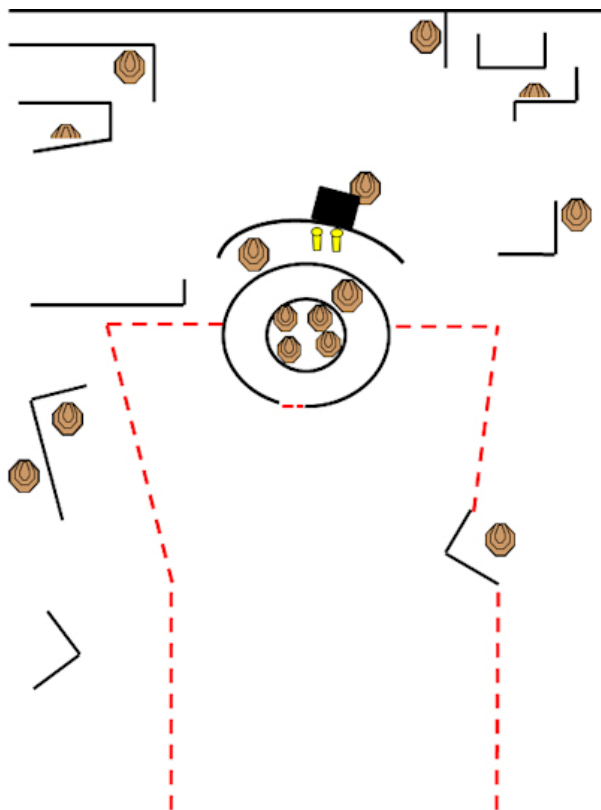


|         |                                      |            |       |
|---------|--------------------------------------|------------|-------|
| CoF     | Comstock - Short                     | Points     | 60 p  |
| Targets | 6 paper, 2 no-shoot, Total 6 targets | Min rounds | 12    |
| Firearm | Action Air                           | Match-%    | 5.83% |

|                         |  |  |  |
|-------------------------|--|--|--|
| Procedure               | On the audible start signal, engage all targets from within the clearly demarcated shooting area. All shots must be fired while holding the briefcase by the handle in your weak hand. Activating pedal A1 will expose T1 and activating pedal A2 will expose T2. Targets T1 and T2 will cycle in and out of cover while ever the activator is pressed but will go behind cover once the activator is released – they are NOT disappearing |  |  |
| Starting position       | Standing covering the marks, holding the briefcase by the handle in your weak hand facing down range   |  |  |
| Firearm ready condition | Loaded and Holstered   |  |  |
| Start on                | Audible signal   |  |  |
| Stop on                 | Last shot  |  |  |
| Penalties               | As per current edition of rules  |  |  |
| Safety angles           | L/R  |  |  |
| Setup notes             |  |  |  |



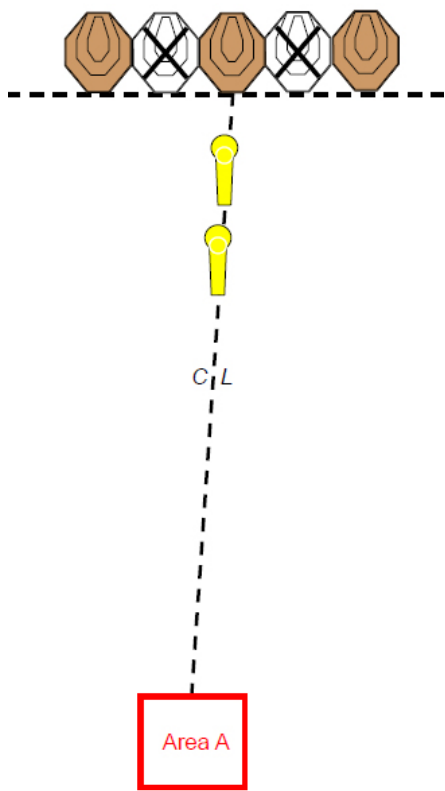
# 9. The Fortress of Solitude



|         |                                      |            |        |
|---------|--------------------------------------|------------|--------|
| CoF     | Comstock - Long                      | Points     | 160 p  |
| Targets | 15 paper, 2 popper, Total 17 targets | Min rounds | 32     |
| Firearm | Action Air                           | Match-%    | 15.53% |

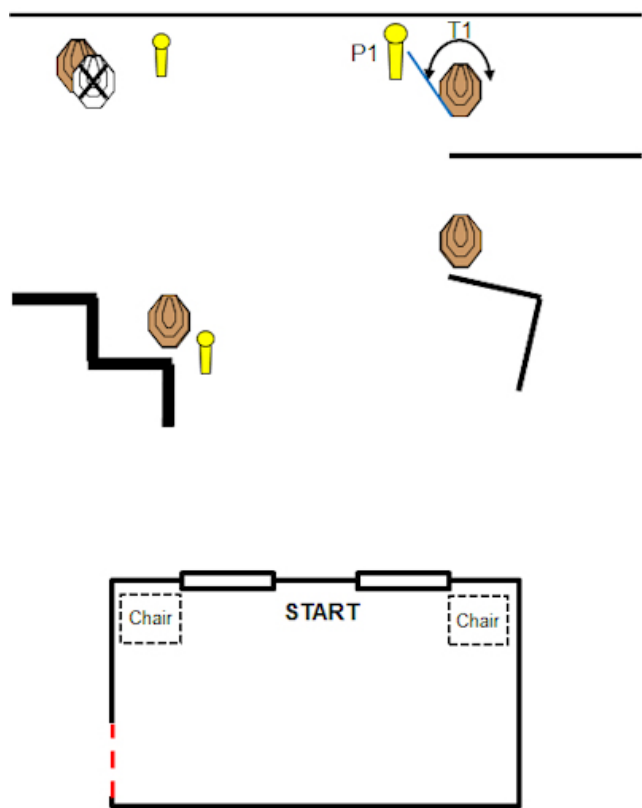
|                         |  |
|-------------------------|--|
| Procedure               | On the audible start signal, engage all targets from within the clearly demarcated shooting area |
| Starting position       | Standing relaxed anywhere within the demarcated shooting area                                    |
| Firearm ready condition | Gun loaded & holstered   |
| Start on                | Audible signal   |
| Stop on                 | Last shot  |
| Penalties               | As per current edition of rules  |
| Safety angles           | L/R  |
| Setup notes             |  |

# 10. CLC-05



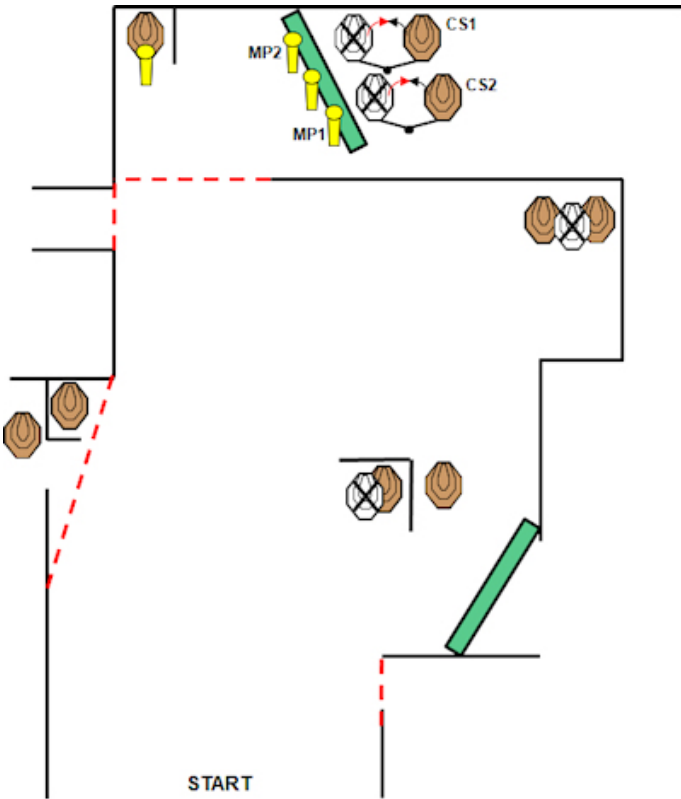
|                         |  |            |       |
|-------------------------|--|------------|-------|
| CoF                     | Comstock - Short                               | Points     | 40 p  |
| Targets                 | 3 paper, 2 popper, 2 no-shoot, Total 5 targets | Min rounds | 8     |
| Firearm                 | Action Air                                     | Match-%    | 3.88% |
| Procedure               |  |            |       |
| Starting position       |  |            |       |
| Firearm ready condition |  |            |       |
| Start on                |  |            |       |
| Stop on                 |  |            |       |
| Penalties               |  |            |       |
| Safety angles           | L/R  |            |       |
| Setup notes             |  |            |       |

# 11. Get Orf My Land



|                         |   |            |       |
|-------------------------|---|------------|-------|
| CoF                     | Comstock - Short  | Points     | 55 p  |
| Targets                 | 4 paper, 3 popper, 1 no-shoot, Total 7 targets  | Min rounds | 11    |
| Firearm                 | Action Air  | Match-%    | 5.34% |
| Procedure               | On the audible start signal, engage all targets from within the clearly demarcated shooting area. Action Air Popper P1 activates bobbing target T1 which remains visible at rest. |            |       |
| Starting position       | Crouching with your back to the wall facing up range as demonstrated.   |            |       |
| Firearm ready condition | Unloaded handgun and all ammunition placed on chair   |            |       |
| Start on                | Audible signal  |            |       |
| Stop on                 | Last shot   |            |       |
| Penalties               | As per current edition of rules   |            |       |
| Safety angles           | L/R   |            |       |
| Setup notes             |   |            |       |

# 12. The Home Straight



|                         |   |            |        |
|-------------------------|---|------------|--------|
| CoF                     | Comstock - Medium   | Points     | 110 p  |
| Targets                 | 9 paper, 4 popper, 4 no-shoot, Total 13 targets   | Min rounds | 22     |
| Firearm                 | Action Air  | Match-%    | 10.68% |
| Procedure               | On the audible start signal, engage all targets from within the clearly demarcated shooting area. Mini Popper 1 activates Clamshell 1 and Mini Popper 2 activates Clamshell 2. The clamshell targets are not disappearing |            |        |
| Starting position       | Standing relaxed covering the marks, facing downrange   |            |        |
| Firearm ready condition | Gun loaded & holstered  |            |        |
| Start on                | Audible signal  |            |        |
| Stop on                 | Last shot   |            |        |
| Penalties               | As per current edition of rules   |            |        |
| Safety angles           | L/R   |            |        |
| Setup notes             |   |            |        |