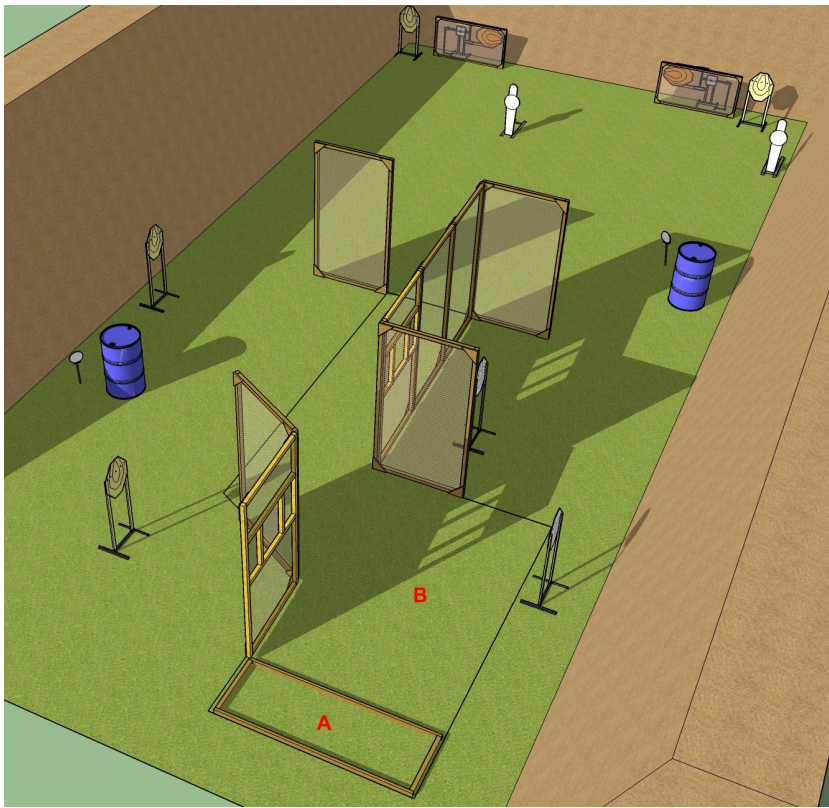


# 1. Stage 1



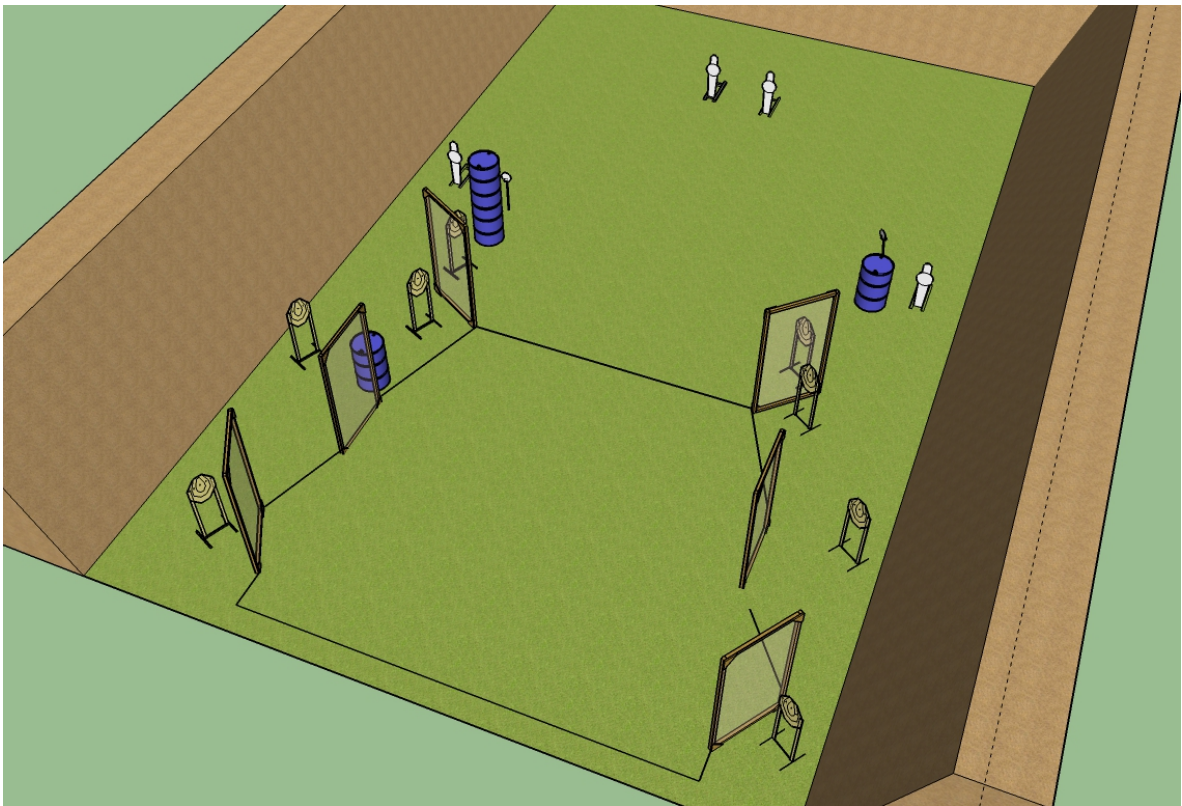
|                         |  |            |        |
|-------------------------|--|------------|--------|
| CoF                     | Comstock - Long  | Points     | 150 p  |
| Targets                 | 13 paper, 2 popper, 2 plates, 1 no-shoot, Total 17 targets     | Min rounds | 30     |
| Firearm                 | Handgun  | Match-%    | 17.65% |
| Procedure               | After start signal engage all targets from area A and B.       |            |        |
| Starting position       | Inside area A  |            |        |
| Firearm ready condition | Gun loaded & holstered   |            |        |
| Start on                | Audible signal   |            |        |
| Stop on                 | Last shot  |            |        |
| Penalties               | As per current edition of rules                                |            |        |
| Safety angles           | Left and right marked with red sticks, up and down 90 degrees. |            |        |
| Setup notes             |  |            |        |

## 2. Stage 2



|                         |   |            |        |
|-------------------------|---|------------|--------|
| CoF                     | Comstock - Medium   | Points     | 100 p  |
| Targets                 | 8 paper, 2 popper, 2 plates, Total 12 targets   | Min rounds | 20     |
| Firearm                 | Handgun   | Match-%    | 11.76% |
| Procedure               | After start signal engage all targets from area A and B. Poppers will activate swingers, stay visible at end of movement. |            |        |
| Starting position       | Inside area A   |            |        |
| Firearm ready condition | Gun loaded & holstered  |            |        |
| Start on                | Audible signal  |            |        |
| Stop on                 | Last shot   |            |        |
| Penalties               | As per current edition of rules   |            |        |
| Safety angles           | 90 degrees left/right and top following the shooter.  |            |        |
| Setup notes             |   |            |        |

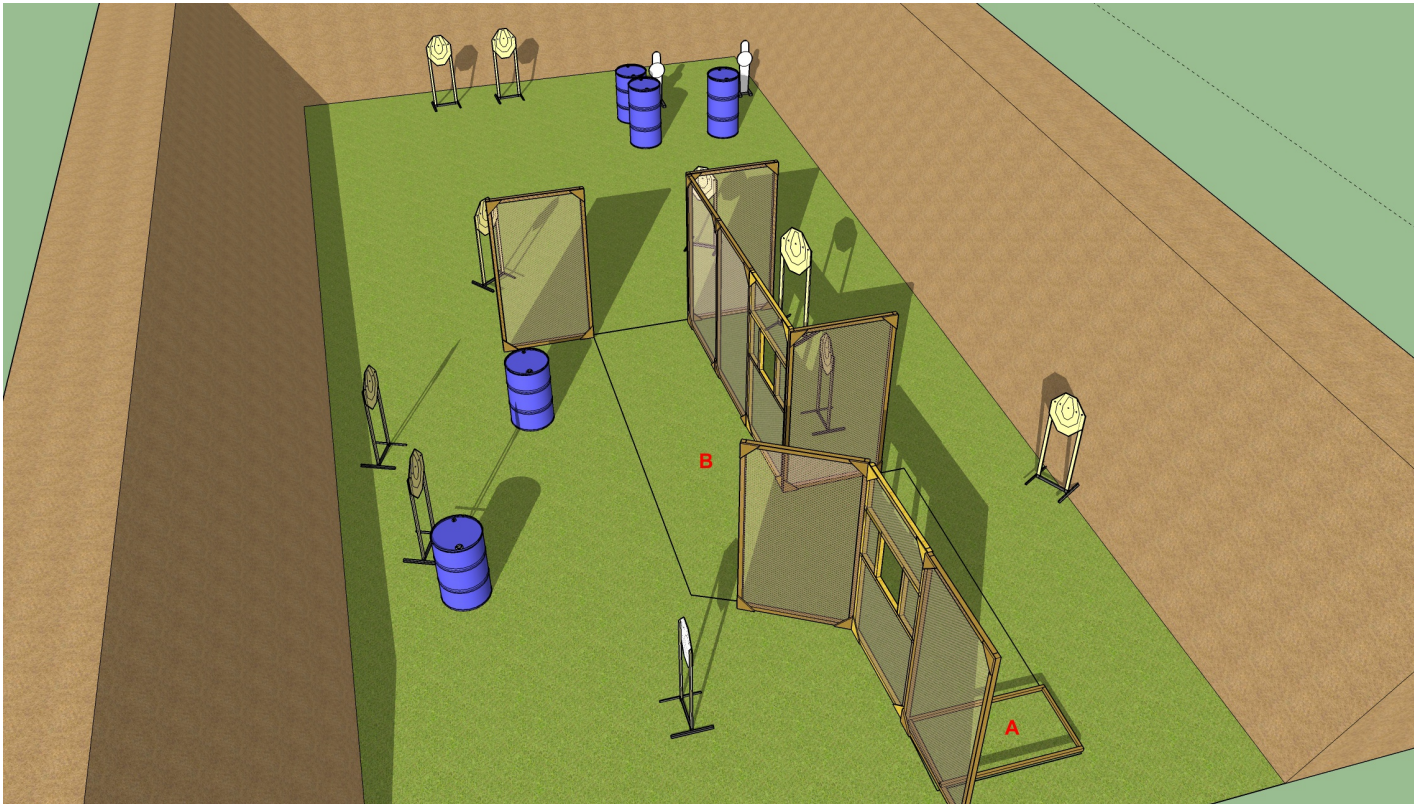
### 3. Stage 3



|                         |  |            |        |
|-------------------------|--|------------|--------|
| CoF                     | Comstock - Medium                                    | Points     | 110 p  |
| Targets                 | 8 paper, 4 popper, 2 plates, Total 14 targets        | Min rounds | 22     |
| Firearm                 | Handgun  | Match-%    | 12.94% |
| Procedure               | After start signal engage all targets from area A    |            |        |
| Starting position       | Inside area A  |            |        |
| Firearm ready condition | Gun loaded & holstered                               |            |        |
| Start on                | Audible signal                                       |            |        |
| Stop on                 | Last shot  |            |        |
| Penalties               | As per current edition of rules                      |            |        |
| Safety angles           | 90 degrees left/right and top following the shooter. |            |        |
| Setup notes             |  |            |        |



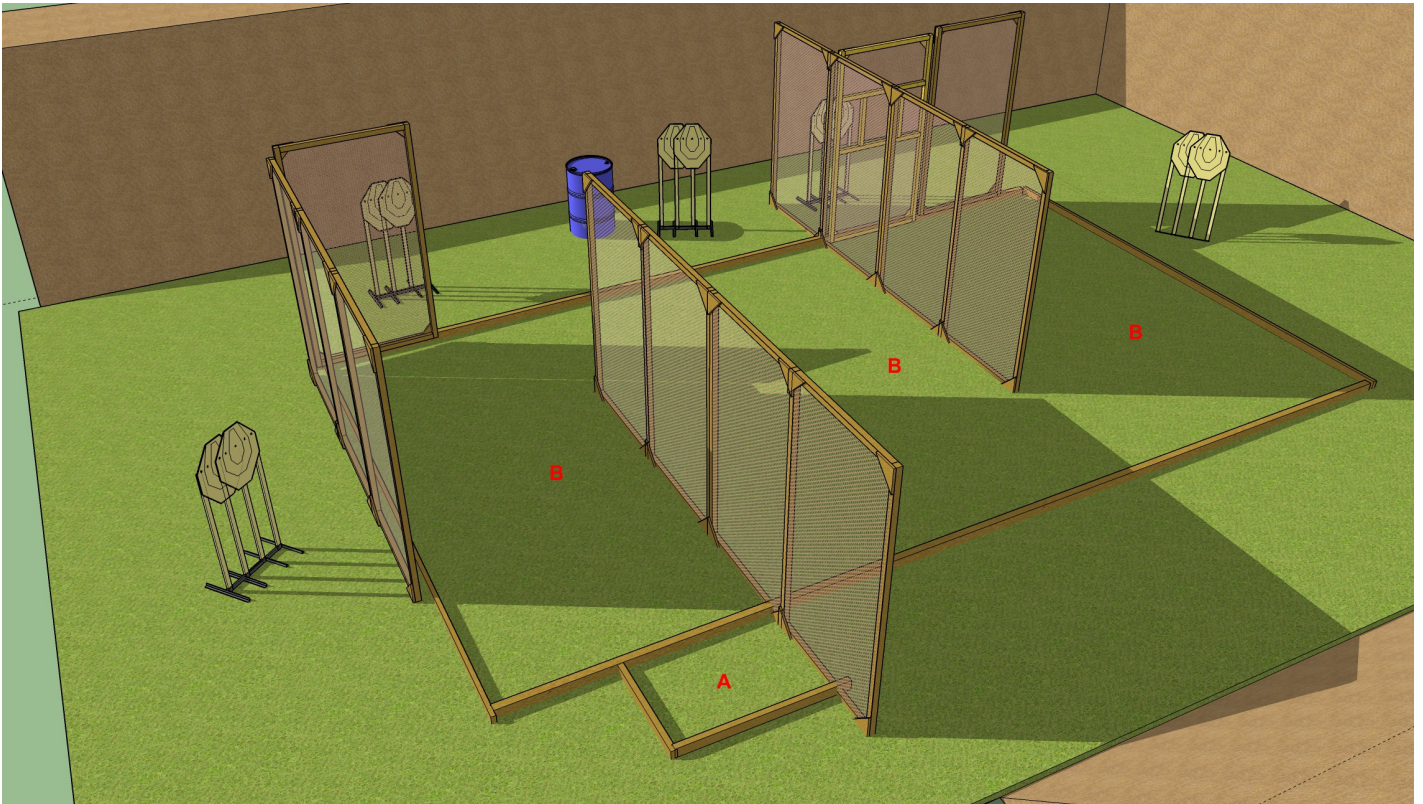
# 4. Stage 4



|                         |   |            |       |
|-------------------------|---|------------|-------|
| CoF                     | Comstock - Short  | Points     | 60 p  |
| Targets                 | 10 paper, 2 popper, Total 12 targets  | Min rounds | 12    |
| Firearm                 | Handgun   | Match-%    | 7.06% |
| Procedure               | Inside area A After start signal engage all targets from area A and B. Scoring: One hit per IPSC target |            |       |
| Starting position       | Inside area A   |            |       |
| Firearm ready condition | Gun loaded & holstered  |            |       |
| Start on                | Audible signal  |            |       |
| Stop on                 | Last shot   |            |       |
| Penalties               | As per current edition of rules   |            |       |
| Safety angles           | 90 degrees left/right and top following the shooter.  |            |       |
| Setup notes             |   |            |       |




## 5. Stage 5



|         |                            |            |        |
|---------|----------------------------|------------|--------|
| CoF     | Comstock - Medium          | Points     | 100 p  |
| Targets | 10 paper, Total 10 targets | Min rounds | 20     |
| Firearm | Handgun                    | Match-%    | 11.76% |

|                         |   |
|-------------------------|---|
| Procedure               | Procedure: After start signal engage all targets from area A and B. |
| Starting position       | Inside area A   |
| Firearm ready condition | Gun loaded & holstered  |
| Start on                | Audible signal  |
| Stop on                 | Last shot   |
| Penalties               | As per current edition of rules                                     |
| Safety angles           | Left and right marked with red sticks, up and down 90 degrees.      |
| Setup notes             |   |

## 6. Stage 6



|                         |   |            |       |
|-------------------------|---|------------|-------|
| CoF                     | Comstock - Short  | Points     | 40 p  |
| Targets                 | 8 paper, Total 8 targets  | Min rounds | 8     |
| Firearm                 | Handgun   | Match-%    | 4.71% |
| Procedure               | After start signal engage all targets , left side from barrel at left hand, rights side with right hand. Magazine change before changing sides. Scoring: One hit per IPSC target. |            |       |
| Starting position       | Hands touching table  |            |       |
| Firearm ready condition | Gun unloaded, magazine inserted marked place at table,other magazines at table.   |            |       |
| Start on                | Audible signal  |            |       |
| Stop on                 | Last shot   |            |       |
| Penalties               | As per current edition of rules   |            |       |
| Safety angles           | 90 degrees left/right and top following the shooter.  |            |       |
| Setup notes             |   |            |       |



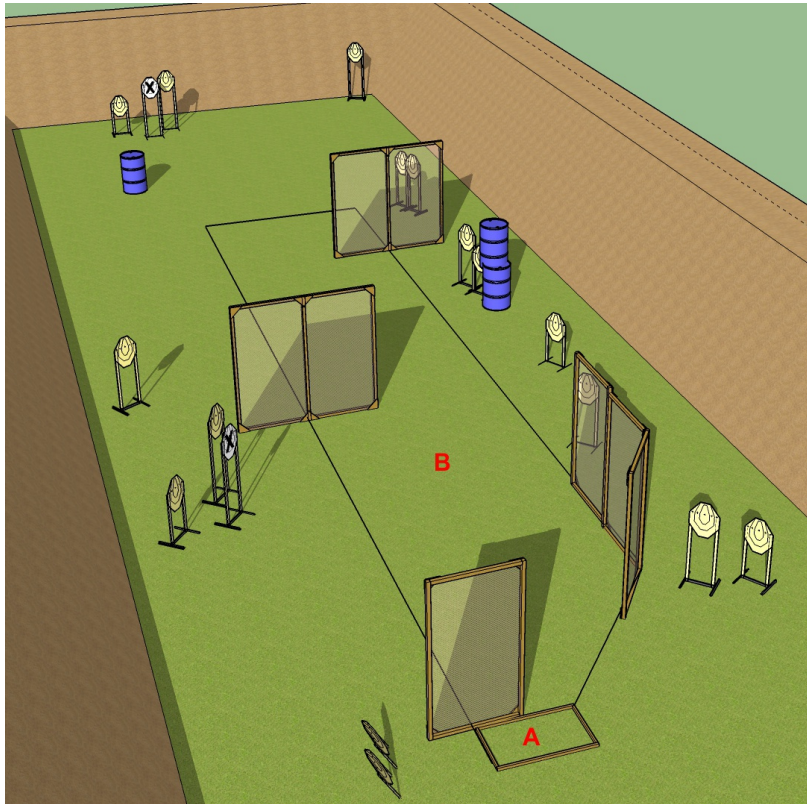
## 7. Stage 7



|         |                            |            |        |
|---------|----------------------------|------------|--------|
| CoF     | Comstock - Long            | Points     | 130 p  |
| Targets | 13 paper, Total 13 targets | Min rounds | 26     |
| Firearm | Handgun                    | Match-%    | 15.29% |

|                         |  |
|-------------------------|--|
| Procedure               | After start signal engage all targets from area A and B.       |
| Starting position       | Inside area A1 or A2 hand touching marks at wall.              |
| Firearm ready condition | Loaded and holstered   |
| Start on                | Audible signal   |
| Stop on                 | Last shot  |
| Penalties               | As per current edition of rules                                |
| Safety angles           | Left and right marked with red sticks, up and down 90 degrees. |
| Setup notes             |  |

## 8. Stage 8



|         |  |            |        |
|---------|--|------------|--------|
| CoF     | Comstock - Long                        | Points     | 160 p  |
| Targets | 16 paper, 2 no-shoot, Total 16 targets | Min rounds | 32     |
| Firearm | Handgun                                | Match-%    | 18.82% |

|                         |  |
|-------------------------|--|
| Procedure               | After start signal engage all targets from area A and B. |
| Starting position       | Inside area A  |
| Firearm ready condition | Gun loaded & holstered                                   |
| Start on                | Audible signal   |
| Stop on                 | Last shot  |
| Penalties               | As per current edition of rules                          |
| Safety angles           | 90 degrees left/right and top following the shooter.     |
| Setup notes             |  |