






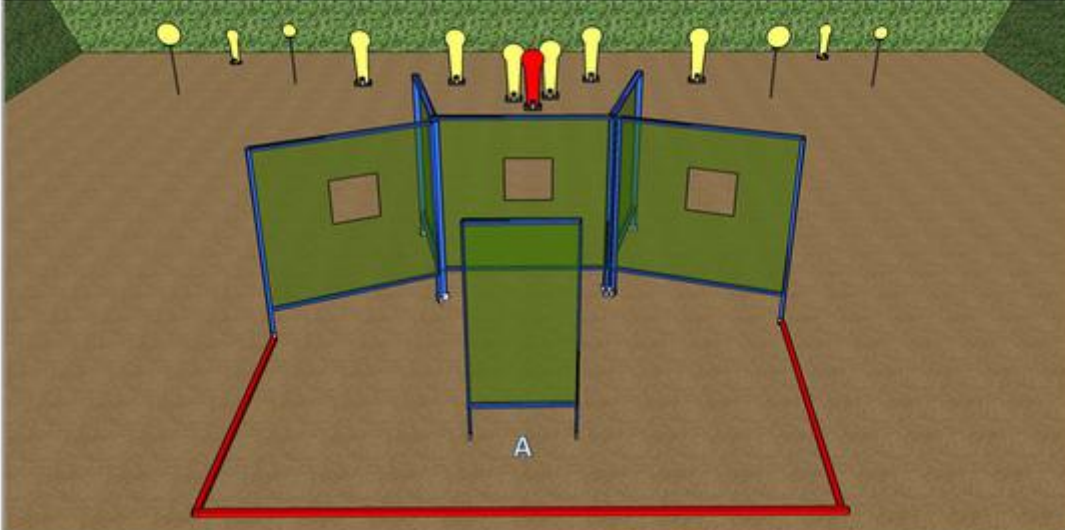


1. FAZNET

STAGE NUMBER:	1	RANGE NUMBER:	1	GOLDEN CITY <small>SHOOTING CLUB</small>	Sponsored by: FAZNET								
START POSITION:	Shooter starts facing up range with back to the centre of the barricade at "A". Gun is unloaded and holstered.												
STAGE PROCEDURE:	On the audible start signal engage targets whilst remaining within the designated area.												
	12		0		0		1		6		2		4
													

CoF	Comstock - Short	Points	60 p
Targets	12 popper, 1 no-shoot, Total 12 targets	Min rounds	12
Firearm	Handgun	Match-%	7.27%

Procedure	
Starting position	
Firearm ready condition	
Start on	Audible signal
Stop on	
Penalties	
Safety angles	L/R
Setup notes	

2. SPARTAN ARMS

STAGE NUMBER:	2	RANGE NUMBER:	2	GOLDEN CITY <small>GOLF & COUNTRY CLUB</small>	Sponsored by: SPARTAN ARMS								
START POSITION:	Shooter starts anywhere in the designated area. Gun is loaded and holstered.												
STAGE PROCEDURE:	On the audible start signal engage targets whilst remaining within the designated area.												
	8		4		0		4		0		0		0

CoF	Comstock - Short	Points	40 p
Targets	4 paper, 4 no-shoot, Total 4 targets	Min rounds	8
Firearm	Handgun	Match-%	4.85%

Procedure	
Starting position	
Firearm ready condition	
Start on	Audible signal
Stop on	
Penalties	
Safety angles	L/R
Setup notes	

3. MOTRADE ENGINEERING

STAGE NUMBER:	3	RANGE NUMBER:	3	GOLDEN CITY <small>SHOOTING CLUB</small>	Sponsored by: MOTRADE ENGINEERING								
START POSITION:	Shooter starts anywhere in the designated area. Gun is loaded and holstered.												
STAGE PROCEDURE:	On the audible start signal engage targets whilst remaining within the designated area. P1 activates mover S1, P2 activates mover C1 and N1. S1, C1 and N1 remain visible.												
	28		11		0		4		4		0		2

CoF	Comstock - Long	Points	140 p
Targets	11 paper, 6 popper, 4 no-shoot, Total 17 targets	Min rounds	28
Firearm	Handgun	Match-%	16.97%

Procedure	
Starting position	
Firearm ready condition	
Start on	Audible signal
Stop on	
Penalties	
Safety angles	L/R
Setup notes	

4. COMPLETE CABLING EQUIPMENT

STAGE NUMBER:	4	RANGE NUMBER:	4	GOLDEN CITY <small>SHOOTING CLUB</small>	Sponsored by: COMPLETE CABLING EQUIPMENT								
START POSITION:	Shooter starts anywhere in the designated area. Gun is loaded and holstered.												
STAGE PROCEDURE:	On the audible start signal engage targets whilst remaining within the designated area.												
	32		16		0		1		0		0		0

CoF	Comstock - Long	Points	160 p
Targets	16 paper, 1 no-shoot, Total 16 targets	Min rounds	32
Firearm	Handgun	Match-%	19.39%

Procedure	
Starting position	
Firearm ready condition	
Start on	Audible signal
Stop on	
Penalties	
Safety angles	L/R
Setup notes	








5. ESKAN INVESTMENTS

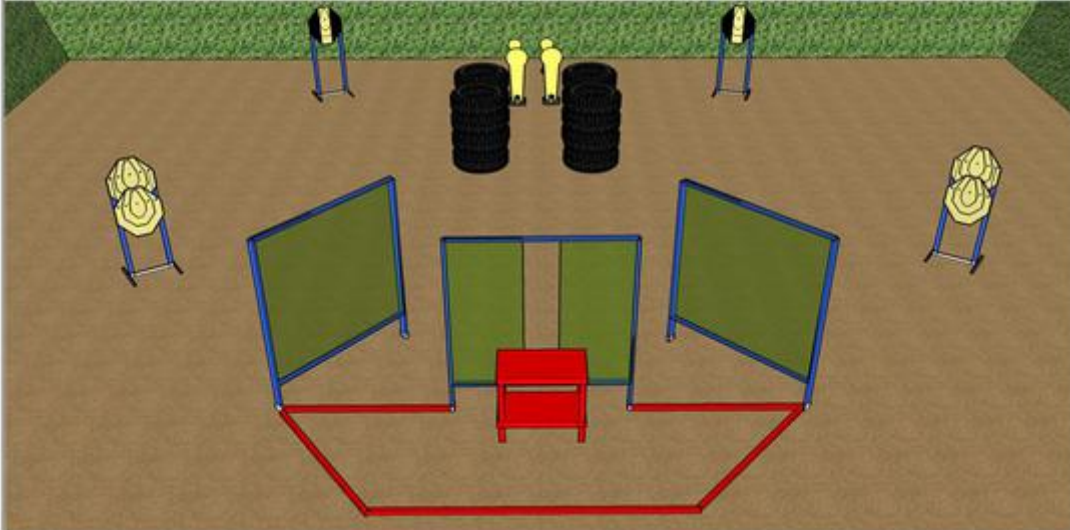
STAGE NUMBER:	5	RANGE NUMBER:	5	GOLDEN CITY Sponsored by: ESKAN INVESTMENTS									
START POSITION:	Shooter starts anywhere in the designated area. Gun is loaded and holstered. Hands clasped in front of chest when ready.												
STAGE PROCEDURE:	On the audible start signal engage targets whilst remaining within the designated area.												
	11		4		0		0		3		0		0

CoF	Comstock - Short	Points	55 p
Targets	4 paper, 3 popper, Total 7 targets	Min rounds	11
Firearm	Handgun	Match-%	6.67%

Procedure	
Starting position	
Firearm ready condition	
Start on	Audible signal
Stop on	
Penalties	
Safety angles	L/R
Setup notes	

6. FIREWORX








STAGE NUMBER:	6	RANGE NUMBER:	7	GOLDEN CITY <small>SHOOTING CLUB</small>	Sponsored by: FIREWORX								
START POSITION:	Shooter starts standing behind the table. Gun is loaded and placed in the briefcase on the table pointing down range. Briefcase closed and hands raised above the shoulders with palms facing forward when ready.												
STAGE PROCEDURE:	On the audible start signal engage targets whilst remaining within the designated area.												
	16		6		0		0		2		2		0




CoF	Comstock - Medium	Points	80 p
Targets	6 paper, 4 popper, Total 10 targets	Min rounds	16
Firearm	Handgun	Match-%	9.70%

Procedure	
Starting position	
Firearm ready condition	
Start on	Audible signal
Stop on	
Penalties	
Safety angles	L/R
Setup notes	

7. PROF ENGINEERING

STAGE NUMBER:	7	RANGE NUMBER:	8	GOLDEN CITY	Sponsored by: PROF ENGINEERING								
START POSITION:	Shooter starts anywhere in the designated area. Gun is loaded and holstered.												
STAGE PROCEDURE:	On the audible start signal engage targets whilst remaining within the designated area.												
	32		14		2		2		0		0		0



CoF	Comstock - Long	Points	160 p
Targets	16 paper, 2 no-shoot, Total 16 targets	Min rounds	32
Firearm	Handgun	Match-%	19.39%

Procedure	
Starting position	
Firearm ready condition	
Start on	Audible signal
Stop on	
Penalties	
Safety angles	L/R
Setup notes	

8. SA BLOCK AFRIMAT

STAGE NUMBER:	8	RANGE NUMBER:	9	GOLDEN CITY <small>SHOOTING CLUB</small>	Sponsored by: SA BLOCK AFRIMAT								
START POSITION:	Shooter starts standing anywhere in the designated area. Gun is loaded and holstered.												
STAGE PROCEDURE:	On the audible start signal engage targets whilst remaining within the designated area.												
	26		5		0		0		6		2		8

CoF	Comstock - Long	Points	130 p
Targets	5 paper, 16 popper, Total 21 targets	Min rounds	26
Firearm	Handgun	Match-%	15.76%

Procedure	
Starting position	
Firearm ready condition	
Start on	Audible signal
Stop on	
Penalties	
Safety angles	L/R
Setup notes	