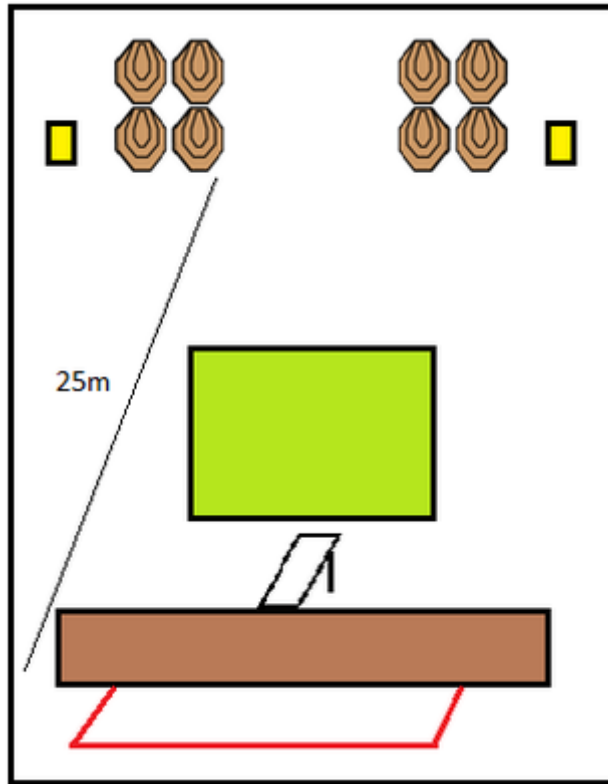


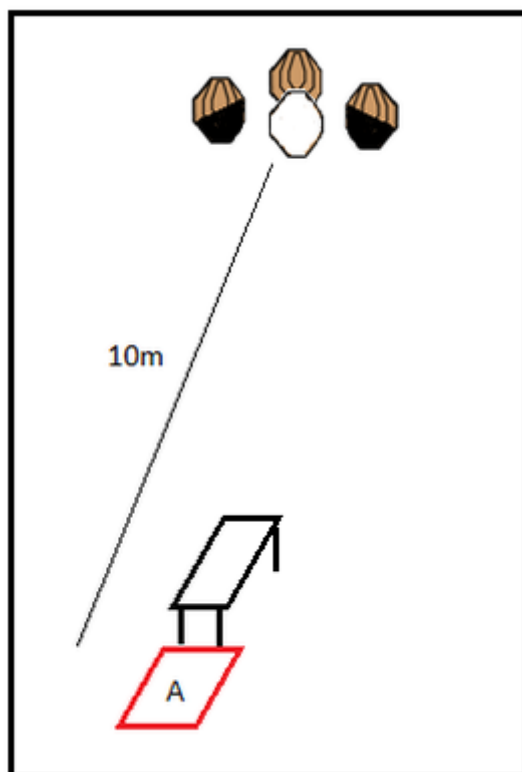
1. Stage 1



CoF	Comstock - Medium	Points	90 p
Targets	8 paper, 2 plates, Total 10 targets	Min rounds	18
Firearm	Handgun	Match-%	11.25%

Procedure	Loaded gun placed on table. Shooter standing upright and facing up range. On audible start signal, shoot targets as they become visible from within the shooting area. Highest 2 hits and plates to fall to score.
Starting position	Gun loaded & placed on table.
Firearm ready condition	
Start on	Audible signal
Stop on	Last shot
Penalties	As per current edition of rules
Safety angles	90/90/90
Setup notes	

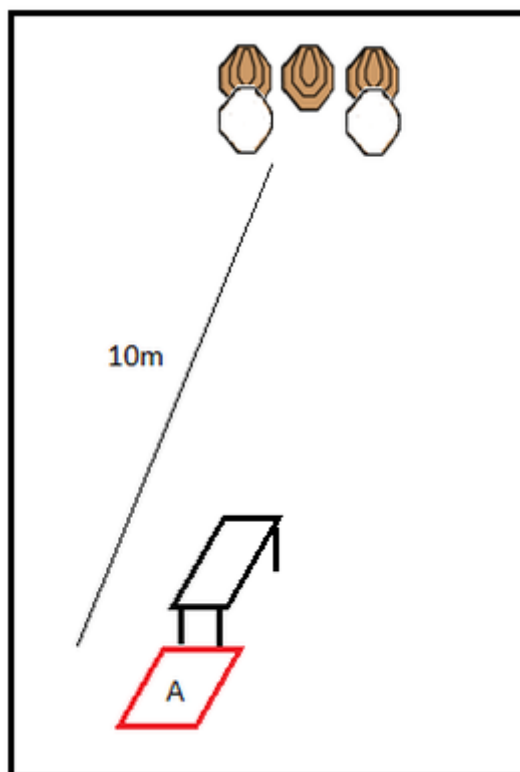
2. Stage 2



CoF	Comstock - Short	Points	30 p
Targets	3 paper, 1 no-shoot, Total 3 targets	Min rounds	6
Firearm	Handgun	Match-%	3.75%

Procedure	Gun Loaded and placed on table. Shooter standing with hands flat on table. 10 meters. On the audible start signal shoot the targets from within the shooting area. Rifles freestyle. Handguns, weak hand unsupported.
Starting position	Gun loaded & placed on table.
Firearm ready condition	
Start on	Audible signal
Stop on	Last shot
Penalties	As per current edition of rules
Safety angles	90/90/90
Setup notes	

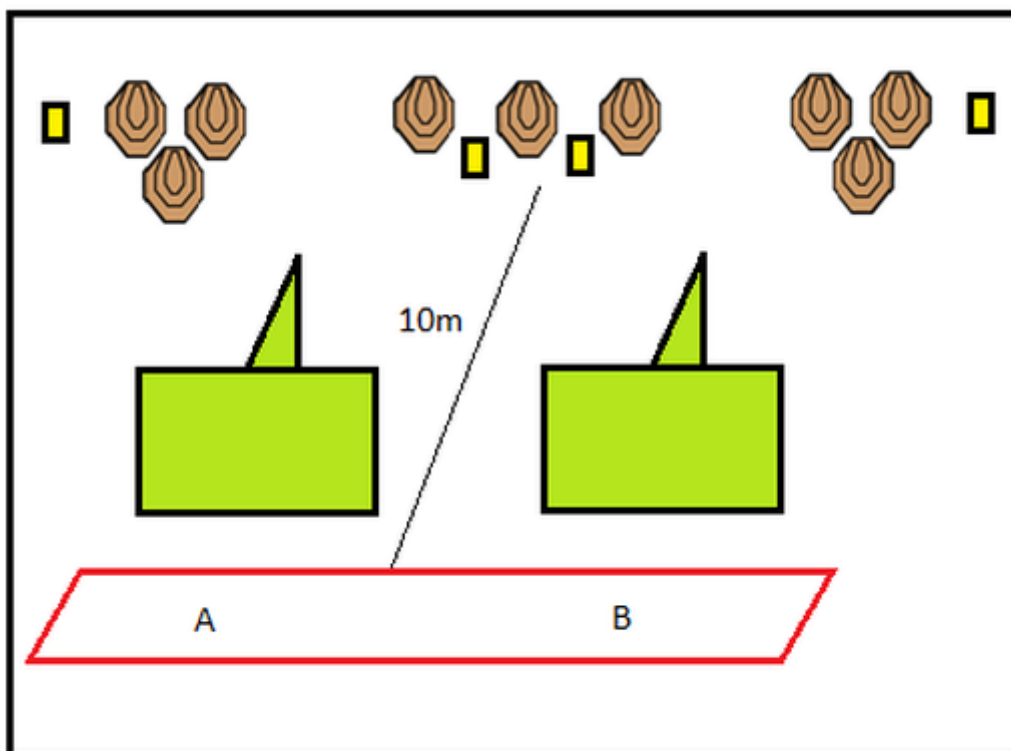
3. Stage 3



CoF	Comstock - Short	Points	60 p
Targets	3 paper, 2 no-shoot, Total 3 targets	Min rounds	12
Firearm	Handgun	Match-%	7.50%

Procedure	Gun Loaded with empty chamber and placed on table. Shooter standing upright with fingers interlocked and placed on top of head. 10 meters. On audible start signal, shoot the targets with a minimum of 2 shots on each. Carry out a compulsory reload and again shoot the targets with a minimum of two rounds on each.
Starting position	Gun loaded & placed on table.
Firearm ready condition	
Start on	Audible signal
Stop on	Last shot
Penalties	As per current edition of rules
Safety angles	90/90/90
Setup notes	

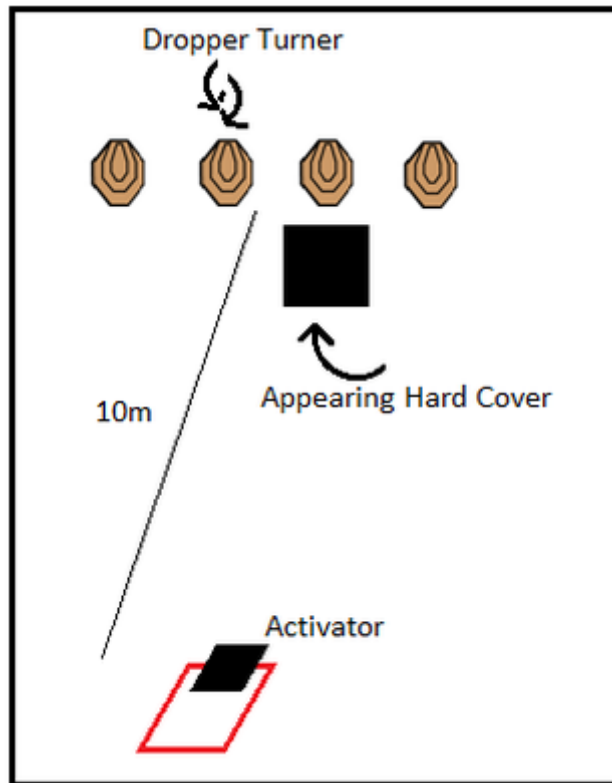
4. Stage 4



CoF	Comstock - Medium	Points	110 p
Targets	9 paper, 4 plates, Total 13 targets	Min rounds	22
Firearm	Handgun	Match-%	13.75%

Procedure	Standing upright with heels touching marks at A or B. gun Loaded. Handguns in holster. Rifles held in two hands at waist level. 10 meters. On audible start signal shoot targets as they become visible from within the shooting area.
Starting position	Gun loaded.
Firearm ready condition	
Start on	Audible signal
Stop on	Last shot
Penalties	As per current edition of rules
Safety angles	90/90/90
Setup notes	

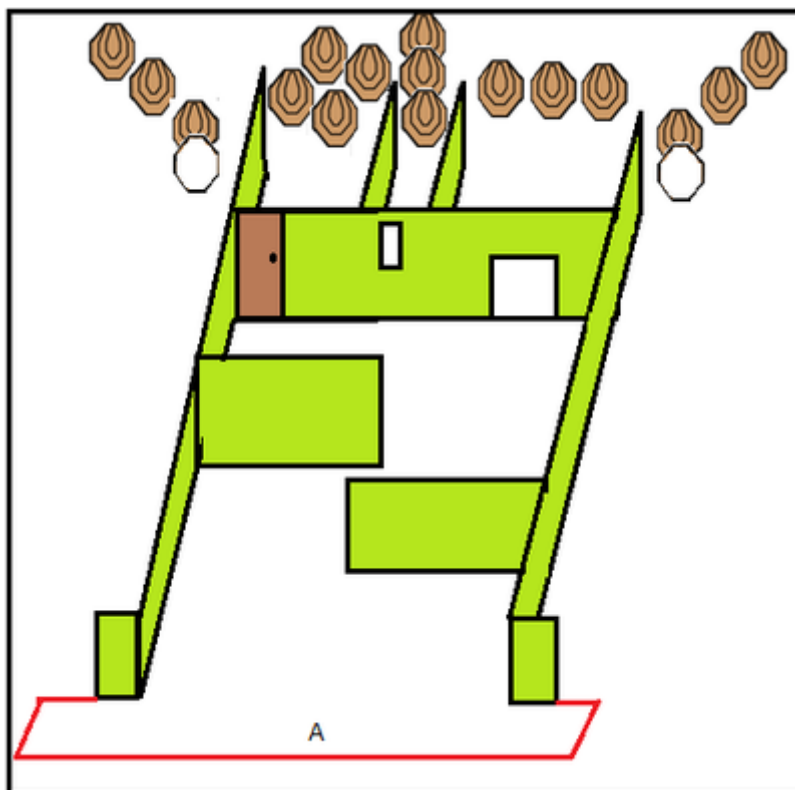
5. Stage 5



CoF	Comstock - Short	Points	40 p
Targets	4 paper, Total 4 targets	Min rounds	8
Firearm	Handgun	Match-%	5.00%

Procedure	Standing upright with foot on activator. Gun Loaded. Handguns in holster. Rifles held in two hands at waist level. 15 meters. On audible start signal shoot the targets with a minimum of two rounds on each. Note that lifting your foot before your last shot will activate T2 which will turn and drop and disappear from sight. Hard cover will also appear and hide T3.
Starting position	Gun loaded
Firearm ready condition	
Start on	Audible signal
Stop on	Last shot
Penalties	As per current edition of rules
Safety angles	90/90/90
Setup notes	

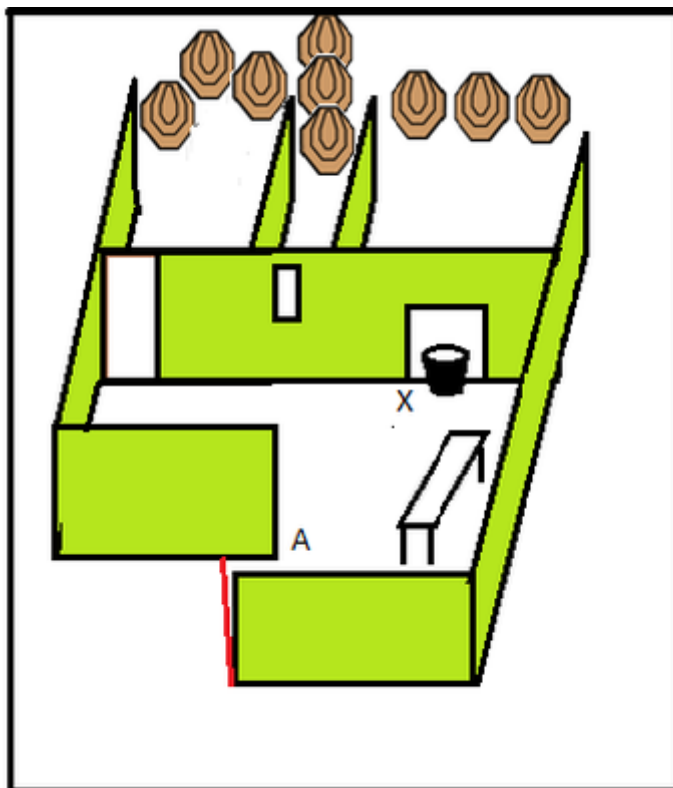
6. Stage 6



CoF	Comstock - Long	Points	160 p
Targets	16 paper, Total 16 targets	Min rounds	32
Firearm	Handgun	Match-%	20.00%

Procedure	Standing up right at A. Gun Loaded, handguns in holster. Rifles held in two hands at waist level. 10 - 20 meters. On audible start signal, shoot a targets as they become visible from within the shooting area. Door may only be opened by your hand.
Starting position	Gun loaded
Firearm ready condition	
Start on	Audible signal
Stop on	Last shot
Penalties	As per current edition of rules
Safety angles	90/90/90
Setup notes	

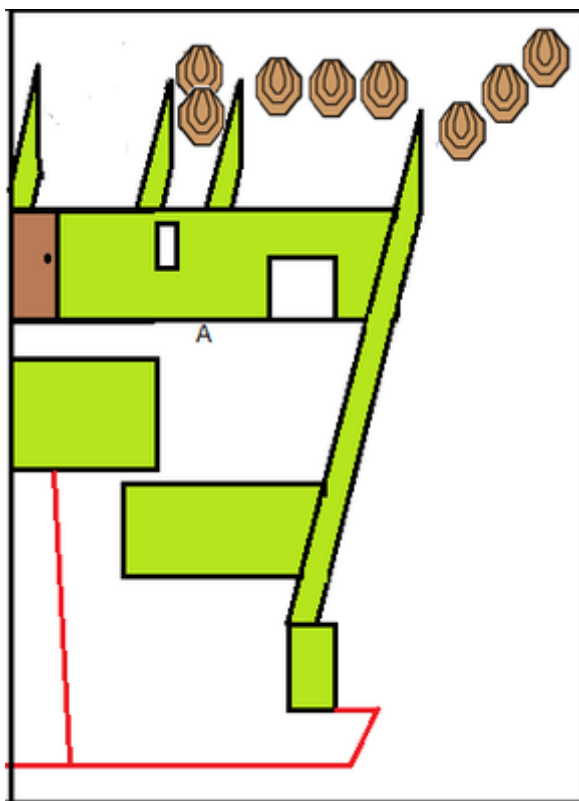
7. Stage 7



CoF	Comstock - Medium	Points	90 p
Targets	9 paper, Total 9 targets	Min rounds	18
Firearm	Handgun	Match-%	11.25%

Procedure	Unloaded gun on table. All ammunition for stage placed in bucket. Shooter standing with hands on wall. 10 meters. On audible start signal, shoot targets as they become visible from within the shoot area.
Starting position	Gun unloaded
Firearm ready condition	
Start on	Audible signal
Stop on	Last shot
Penalties	As per current edition of rules
Safety angles	90/90/90
Setup notes	

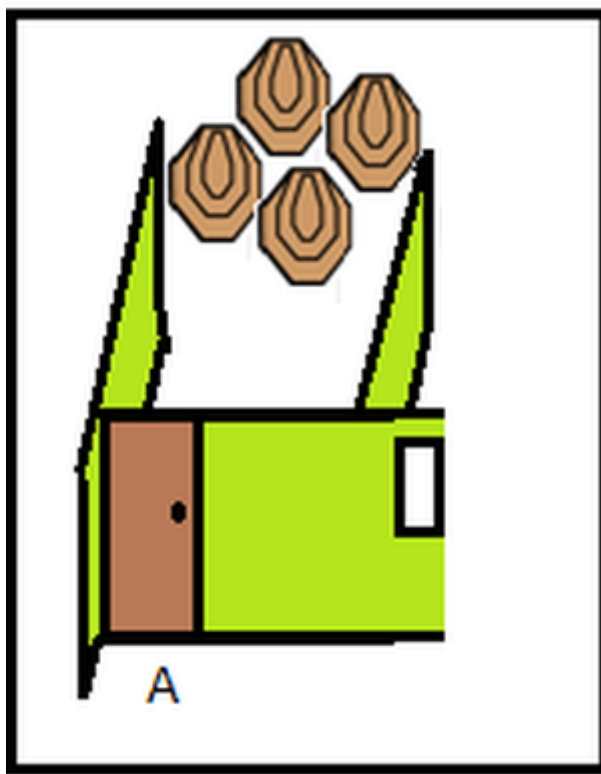
8. Stage 8



CoF	Comstock - Medium	Points	80 p
Targets	8 paper, Total 8 targets	Min rounds	16
Firearm	Handgun	Match-%	10.00%

Procedure	Gun Loaded, standing upright. Handguns in holster with both hands flat on wall. Rifle, held at Trail in strong hand and weak hand flat on wall. 10 - 20 meters. On audible start signal shoot the targets as they become visible from within the shooting area.
Starting position	Gun loaded & holstered
Firearm ready condition	
Start on	Audible signal
Stop on	Last shot
Penalties	As per current edition of rules
Safety angles	90/90/90
Setup notes	

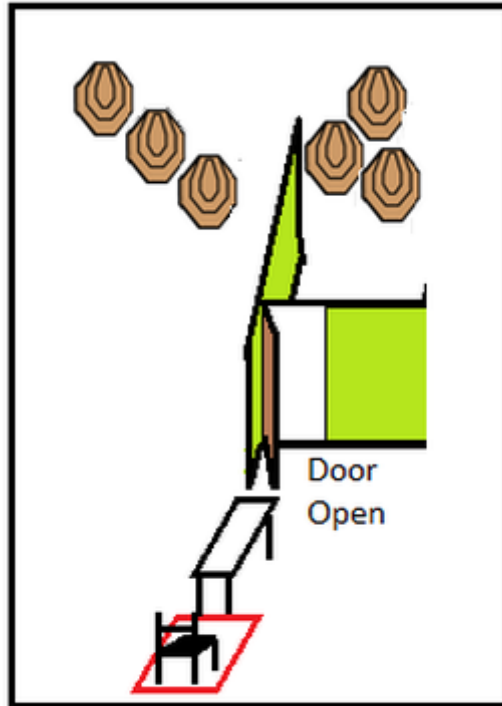
9. Stage 9



CoF	Comstock - Short	Points	40 p
Targets	4 paper, Total 4 targets	Min rounds	8
Firearm	Handgun	Match-%	5.00%

Procedure	Gun Loaded standing upright with strong hand on door handle. Handguns in holster. Rifles held at trail in weak hand. 10 meters. On audible start signal shoot the targets as they become visible from within the shooting area.
Starting position	Gun loaded
Firearm ready condition	
Start on	Audible signal
Stop on	Last shot
Penalties	As per current edition of rules
Safety angles	90/90/90
Setup notes	

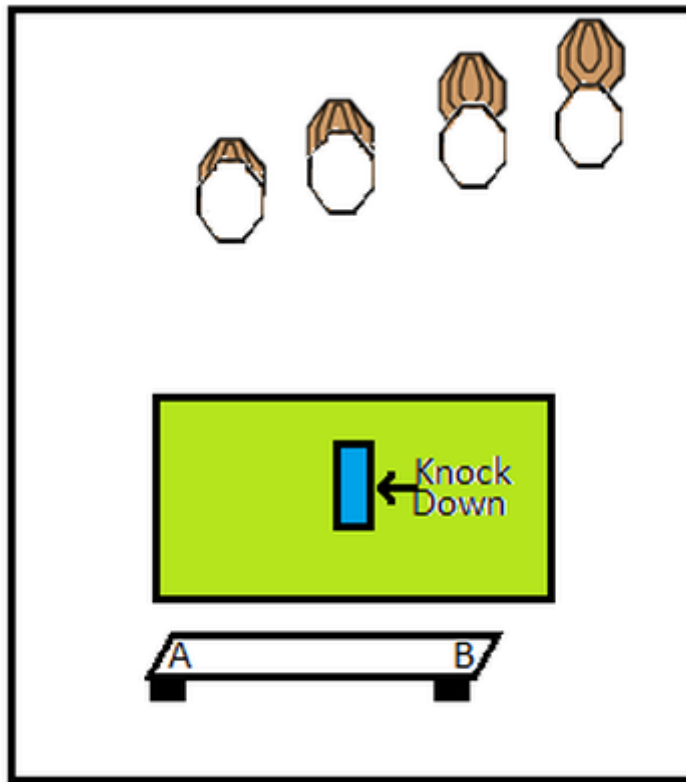
10. Stage 10



CoF	Comstock - Short	Points	60 p
Targets	6 paper, Total 6 targets	Min rounds	12
Firearm	Handgun	Match-%	7.50%

Procedure	Seated on chair, unloaded gun on table. Hands flat on table on marks. 10 meters. On audible start signal shoot the targets from within the shooting area, whilst remaining seated.
Starting position	Gun unloaded
Firearm ready condition	
Start on	Audible signal
Stop on	Last shot
Penalties	As per current edition of rules
Safety angles	90/90/90
Setup notes	

11. Stage 11



CoF	Comstock - Short	Points	40 p
Targets	4 paper, 4 no-shoot, Total 4 targets	Min rounds	8
Firearm	Handgun	Match-%	5.00%

Procedure	Standing on plank with one foot on either mark. Gun Loaded. Handguns in holster. Rifles in weak hand at the trail. 10 meters. On audible start signal shoot the targets from within the shooting area. The plank.
Starting position	Gun loaded.
Firearm ready condition	
Start on	Audible signal
Stop on	Last shot
Penalties	As per current edition of rules
Safety angles	90/90/90
Setup notes	