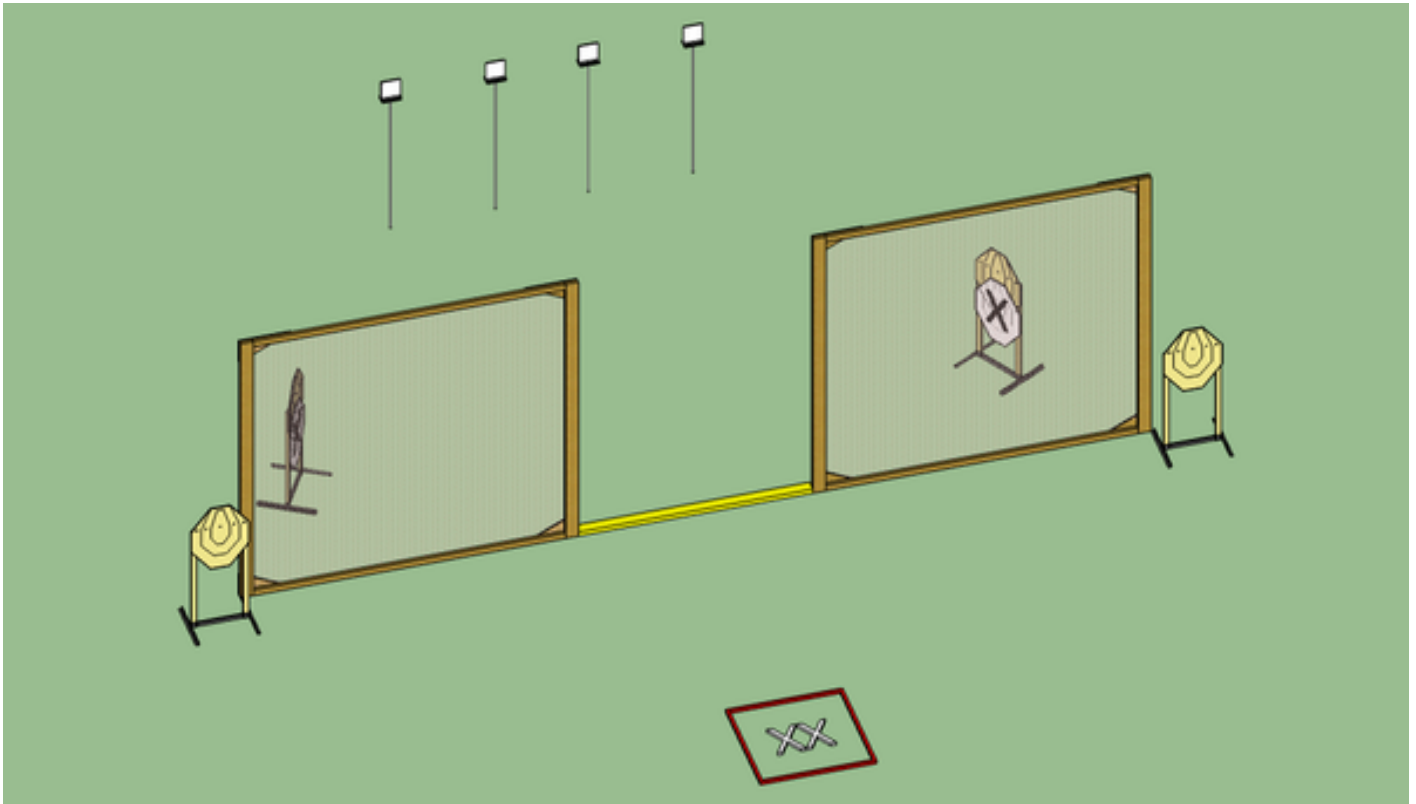


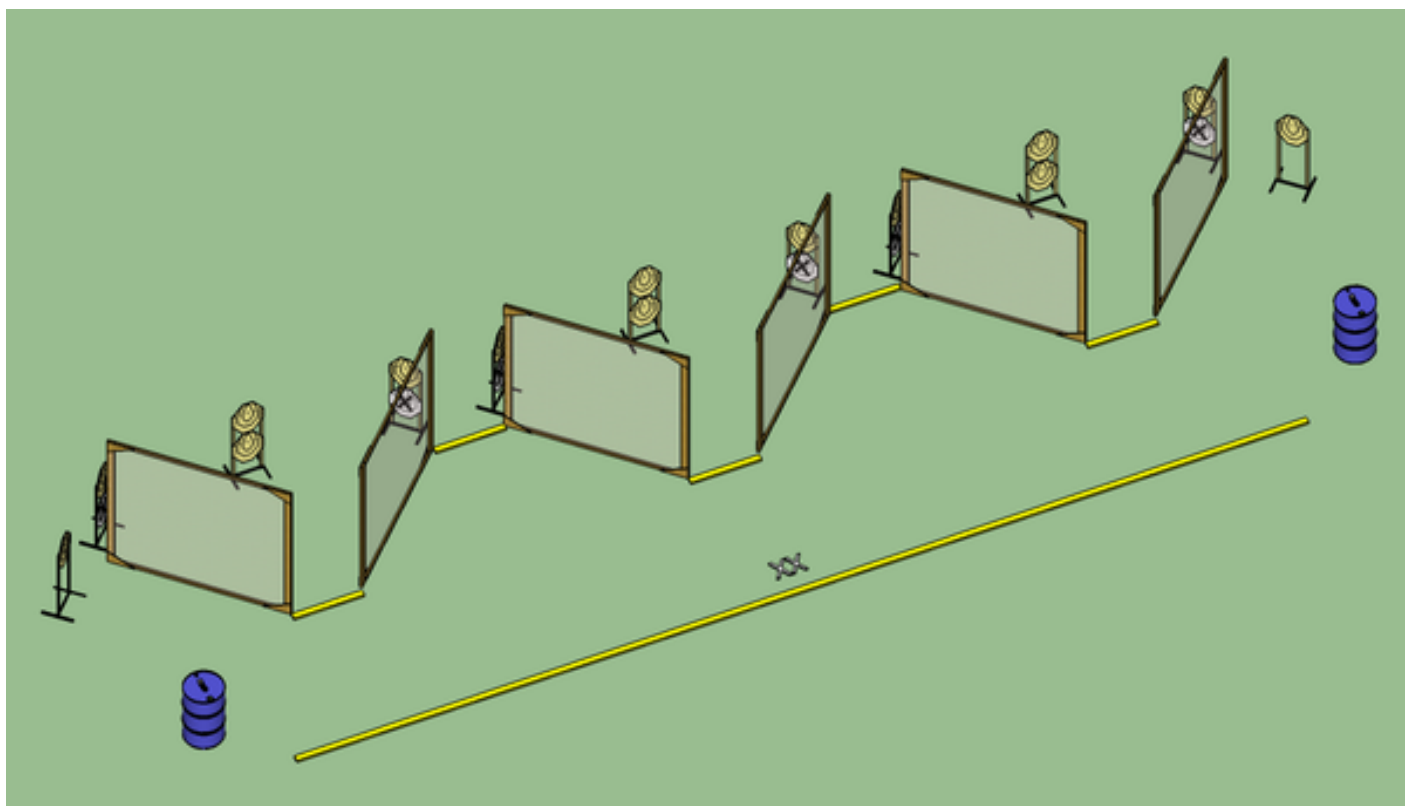
# 1. Stage 1



|         |  |            |        |
|---------|--|------------|--------|
| CoF     | Comstock - Medium                              | Points     | 60 p   |
| Targets | 4 paper, 4 plates, 2 no-shoot, Total 8 targets | Min rounds | 12     |
| Firearm | Mini Rifle                                     | Match-%    | 12.50% |

|                         |   |
|-------------------------|---|
| Procedure               | SHOOT TARGETS IN FREE ORDER AS SEEN FROM THE AREA   |
| Starting position       | NORMAL STANDING FACING DOWNRANGE ON THE MARKER 'XX' |
| Firearm ready condition | Option 1  |
| Start on                | Audible signal                                      |
| Stop on                 | Last shot   |
| Penalties               | As per current edition of rules                     |
| Safety angles           | L/R   |
| Setup notes             |   |

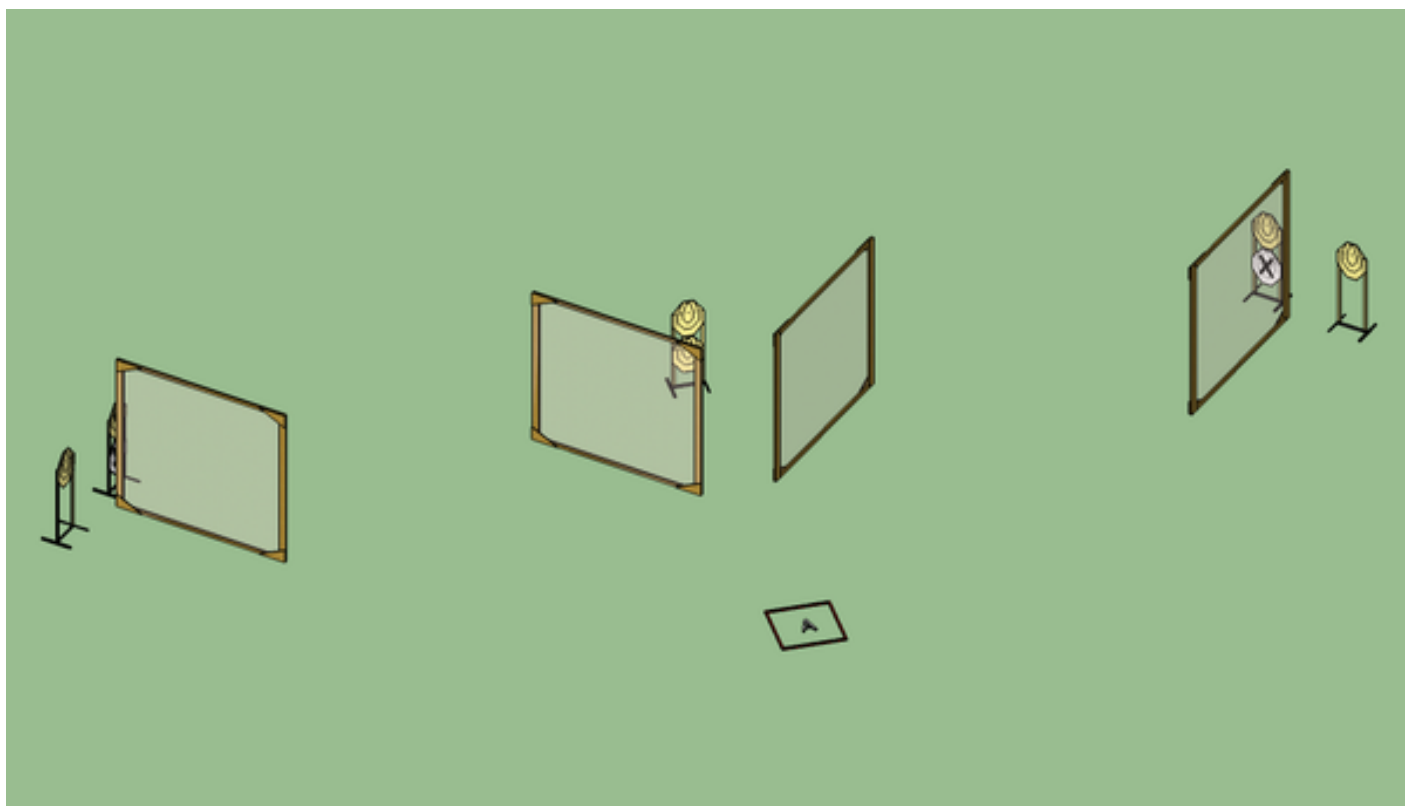
## 2. Stage 2



|         |  |            |        |
|---------|--|------------|--------|
| CoF     | Comstock - Long                        | Points     | 140 p  |
| Targets | 14 paper, 6 no-shoot, Total 14 targets | Min rounds | 28     |
| Firearm | Mini Rifle                             | Match-%    | 29.17% |

|                         |   |
|-------------------------|---|
| Procedure               | SHOOT TARGETS IN FREE ORDER AS SEEN FROM THE AREA. ALL ADDITIONAL MAGAZINES MUST BE PLACED ON TOP OF EITHER LEFT OR RIGHT SIDE BARREL |
| Starting position       | NORMAL STANDING FACING DOWNRANGE ON THE MARKER 'XX'.  |
| Firearm ready condition | Option 1  |
| Start on                | Audible signal  |
| Stop on                 | Last shot   |
| Penalties               | As per current edition of rules   |
| Safety angles           | L/R   |
| Setup notes             |   |


### 3. Stage 3



|         |                                      |            |       |
|---------|--------------------------------------|------------|-------|
| CoF     | Comstock - Short                     | Points     | 30 p  |
| Targets | 6 paper, 2 no-shoot, Total 6 targets | Min rounds | 6     |
| Firearm | Mini Rifle                           | Match-%    | 6.25% |

|                         |  |
|-------------------------|--|
| Procedure               | SHOOT 1 SHOT ON EACH TARGET IN FREE ORDER AS SEEN FROM DEMARCATED AREA 'A' |
| Starting position       | NORMAL STANDING FACING DOWNRANGE ON THE DEMARCATED AREA 'A'                |
| Firearm ready condition | Option 3   |
| Start on                | Audible signal   |
| Stop on                 | Last shot  |
| Penalties               | As per current edition of rules  |
| Safety angles           | L/R  |
| Setup notes             |  |

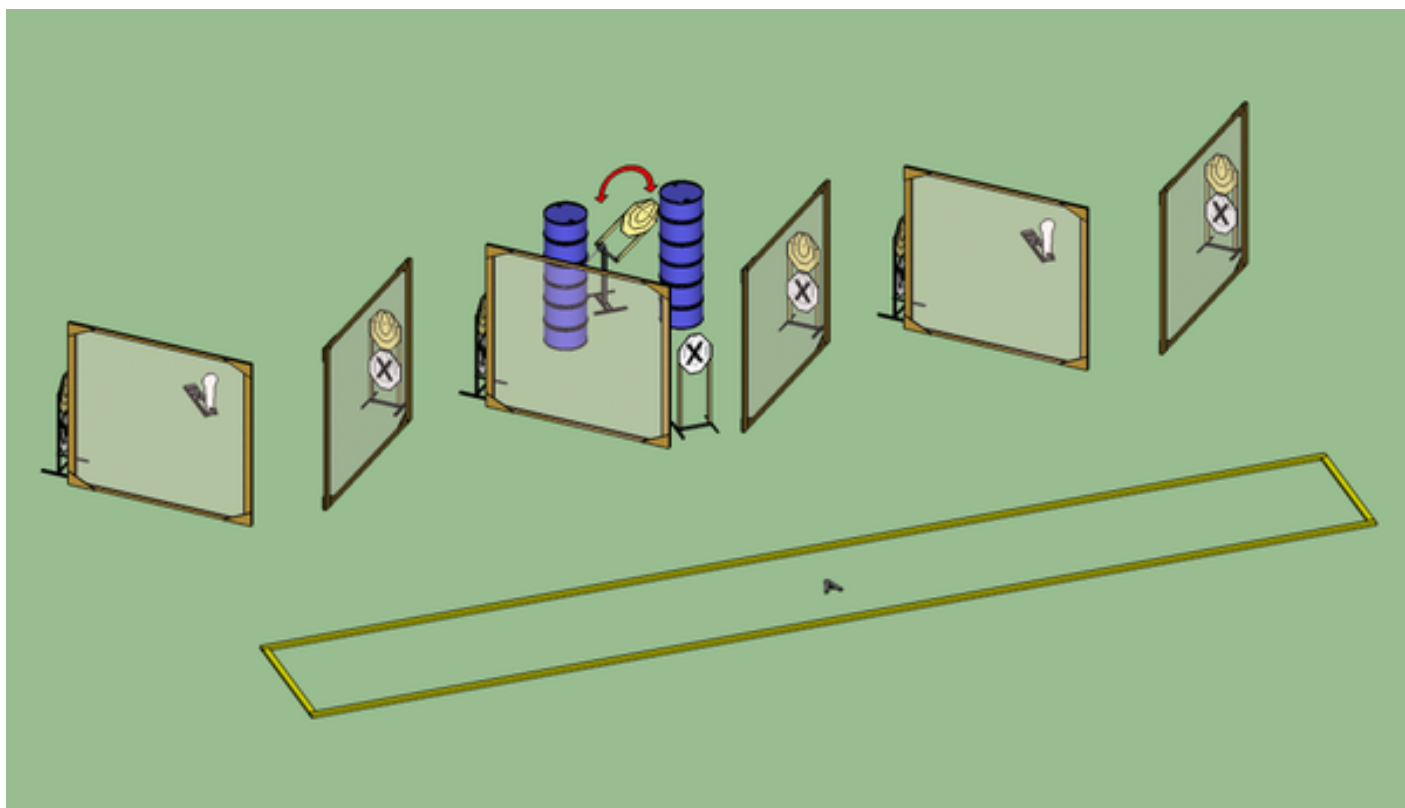
## 4. Stage 4



|         |   |            |        |
|---------|---|------------|--------|
| CoF     | Comstock - Medium                               | Points     | 80 p   |
| Targets | 5 paper, 6 plates, 2 no-shoot, Total 11 targets | Min rounds | 16     |
| Firearm | Mini Rifle                                      | Match-%    | 16.67% |

|                         |  |
|-------------------------|--|
| Procedure               | SHOOT TARGETS IN FREE ORDER AS SEEN FROM THE AREA 'A'. LOADED GUN AND ALL USED MAGAZINES MUST BE PLACED ON TOP OF THE TABLE. |
| Starting position       | NORMAL STANDING BEHIND THE TABLE FACING DOWNRANGE.   |
| Firearm ready condition | Option 1   |
| Start on                | Audible signal   |
| Stop on                 | Last shot  |
| Penalties               | As per current edition of rules  |
| Safety angles           | L/R  |
| Setup notes             |  |

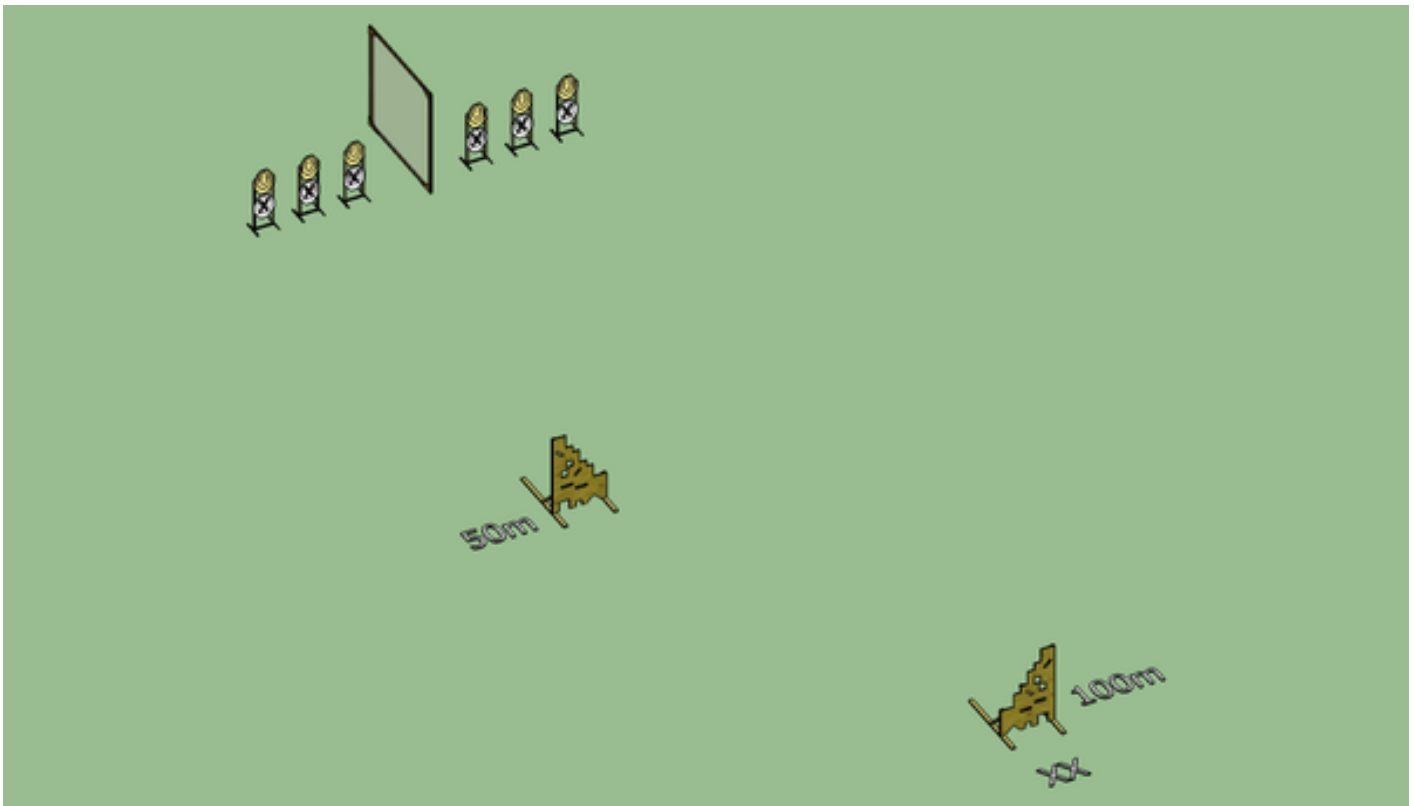
## 5. Stage 5



|         |  |            |        |
|---------|--|------------|--------|
| CoF     | Comstock - Medium                              | Points     | 80 p   |
| Targets | 7 paper, 2 popper, 7 no-shoot, Total 9 targets | Min rounds | 16     |
| Firearm | Mini Rifle                                     | Match-%    | 16.67% |

|                         |   |
|-------------------------|---|
| Procedure               | SHOOT TARGETS IN FREE ORDER AS SEEN FROM THE DEMARCATED AREA 'A'. RIGHT SIDE POPPER ACTIVATES THE SWINGER |
| Starting position       | NORMAL STANDING FACING DOWNRANGE ON THE DEMARCATED AREA 'A'   |
| Firearm ready condition | Option 1  |
| Start on                | Audible signal  |
| Stop on                 | Last shot   |
| Penalties               | As per current edition of rules   |
| Safety angles           | L/R   |
| Setup notes             |   |

## 6. Stage 6



|         |                                      |            |        |
|---------|--------------------------------------|------------|--------|
| CoF     | Comstock - Medium                    | Points     | 60 p   |
| Targets | 6 paper, 6 no-shoot, Total 6 targets | Min rounds | 12     |
| Firearm | Mini Rifle                           | Match-%    | 12.50% |

|                         |  |
|-------------------------|--|
| Procedure               | SHOOT RIGHT SIDE TARGETS BEHIND THE FIRST VTAC BARRICADE (100M) AND SHOOT THE LEFT SIDE TARGETS BEHIND THE SECOND VTAC BARRICADE (50M) IN FREE ORDER |
| Starting position       | NORMAL STANDING FACING DOWNRANGE ON THE MARKER 'XX'  |
| Firearm ready condition | Option 1   |
| Start on                | Audible signal   |
| Stop on                 | Last shot  |
| Penalties               | As per current edition of rules  |
| Safety angles           | L/R  |
| Setup notes             |  |

## 7. Stage 7



|         |                                      |            |       |
|---------|--------------------------------------|------------|-------|
| CoF     | Comstock - Short                     | Points     | 30 p  |
| Targets | 1 paper, 1 no-shoot, Total 1 targets | Min rounds | 6     |
| Firearm | Mini Rifle                           | Match-%    | 6.25% |

|                         |   |
|-------------------------|---|
| Procedure               | SHOOT 6 SHOTS ON EACH TARGET IN FREE ORDER STANDING OR SITTING BEHIND THE TABLE |
| Starting position       | NORMAL STANDING BEHIND THE TABLE AND THE CHAIR FACING DOWNRANGE                 |
| Firearm ready condition | Option 1  |
| Start on                | Audible signal  |
| Stop on                 | Last shot   |
| Penalties               | As per current edition of rules   |
| Safety angles           | L/R   |
| Setup notes             |   |