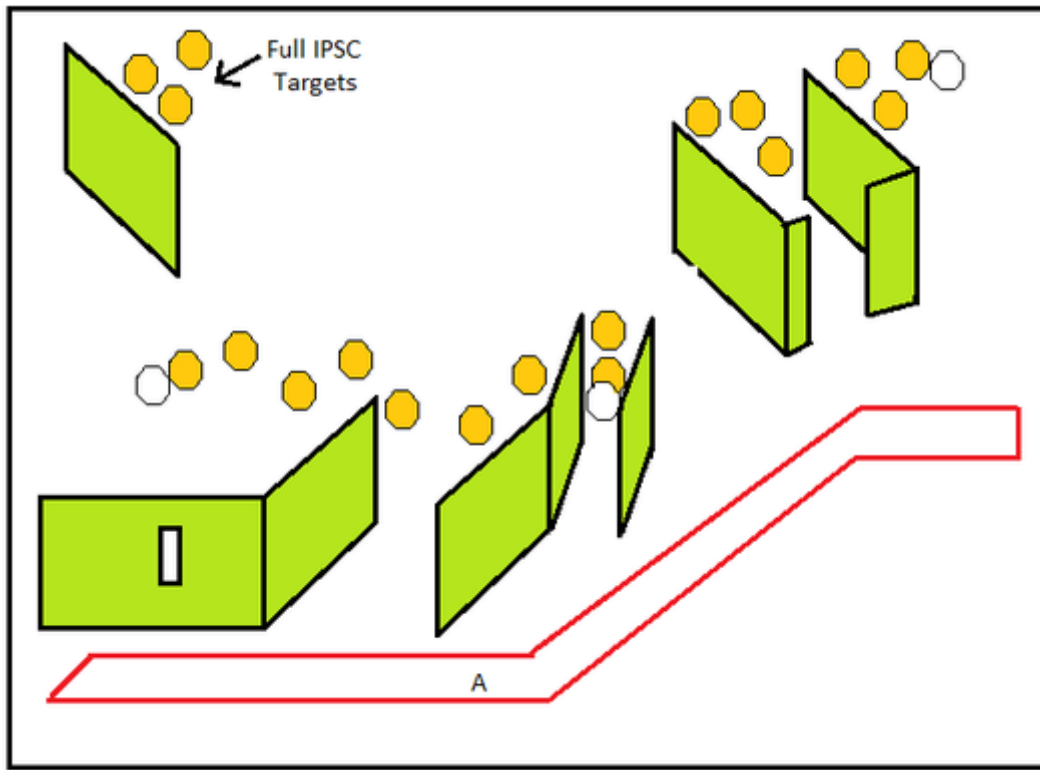


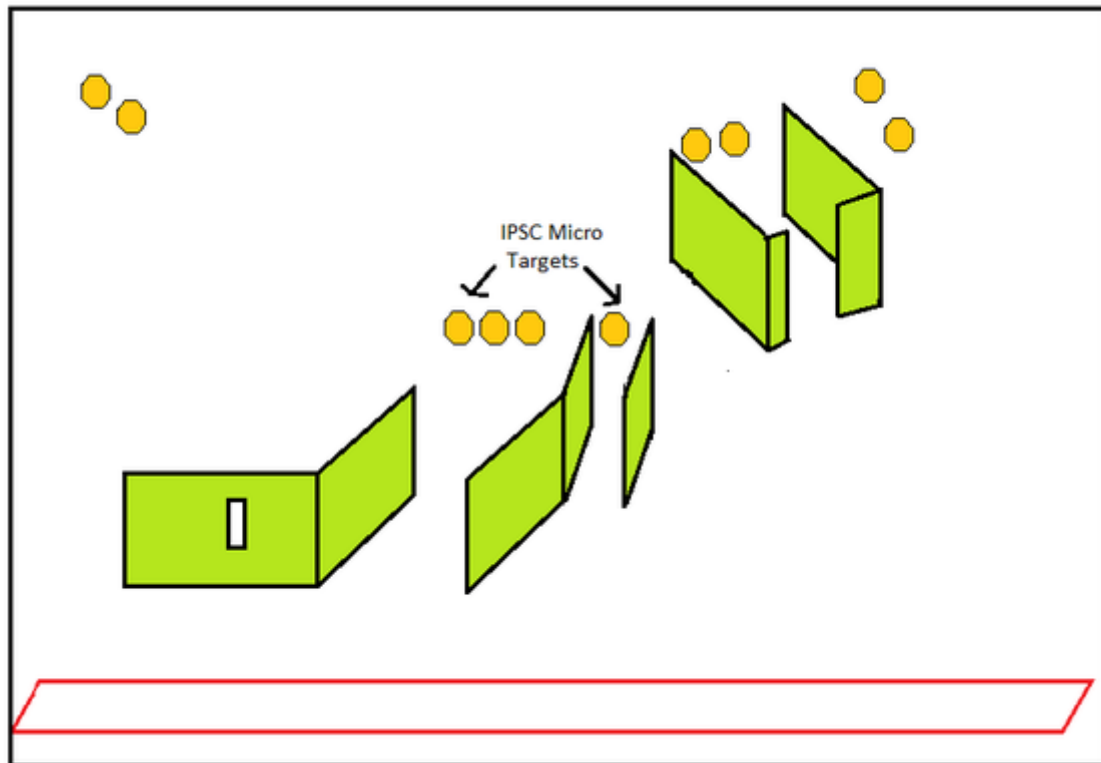
## 1. Stage 1



CoF	Comstock - Long	Points	180 p
Targets	18 paper, 3 no-shoot, Total 18 targets	Min rounds	36
Firearm	Mini Rifle	Match-%	18.95%

Procedure	Shoot the targets as they become visible from within the shooting area. Distance 6 - 15 meters
Starting position	Standing upright at indicated position, gun held in two hands at waist level.
Firearm ready condition	Loaded
Start on	Audible signal
Stop on	Last shot
Penalties	As per current edition of rules
Safety angles	90/90/90
Setup notes	

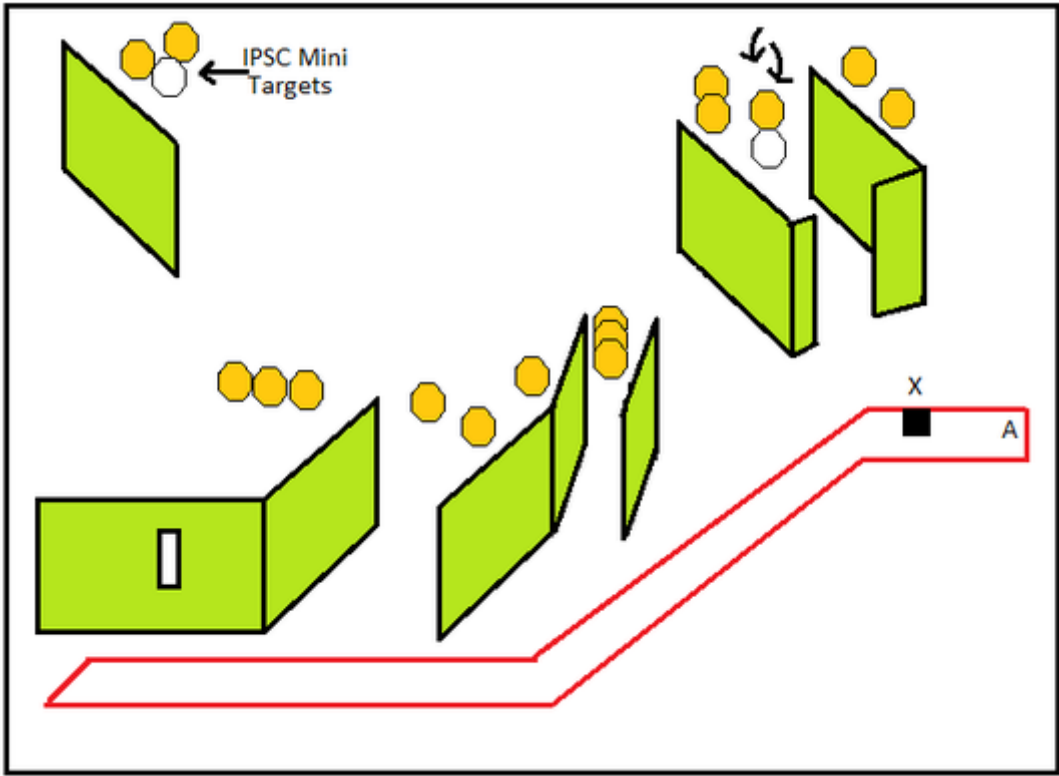
## 2. Stage 2



CoF	Comstock - Medium	Points	100 p
Targets	10 paper, Total 10 targets	Min rounds	20
Firearm	Mini Rifle	Match-%	10.53%

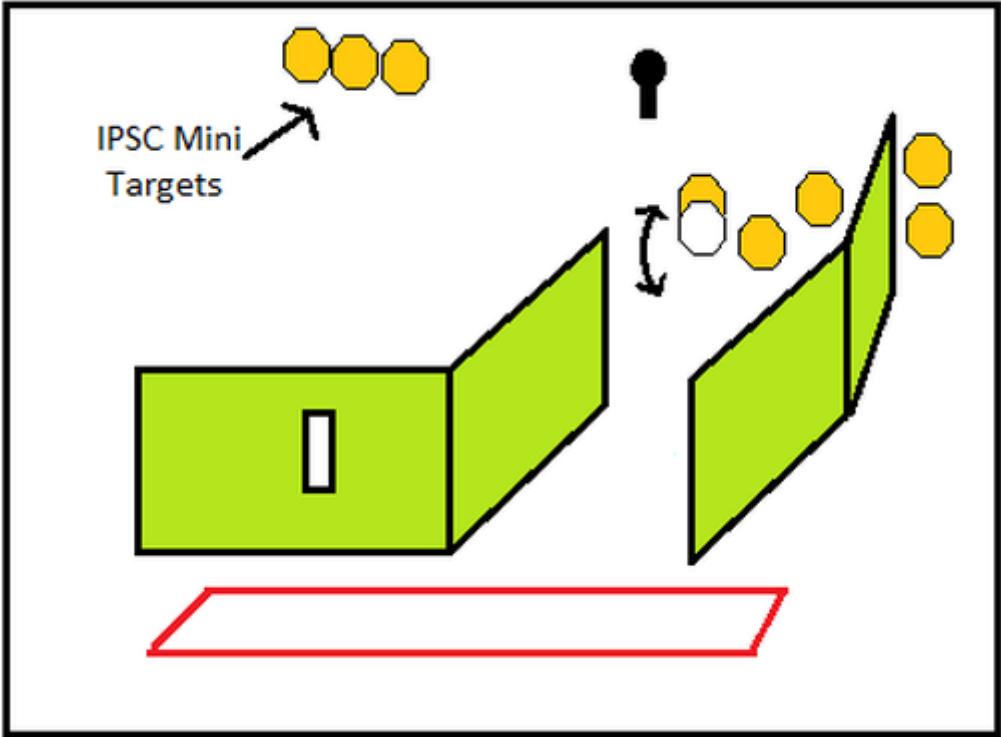
Procedure	Shoot the targets as they become visible from within the shooting area. Distance 8 - 15 meters		
Starting position	Standing upright anywhere within the shooting area. Gun held in two hands at waist level.		
Firearm ready condition	Loaded		
Start on	Audible signal		
Stop on	Last shot		
Penalties	As per current edition of rules		
Safety angles	90/90/90		
Setup notes			

### 3. Stage 3



CoF	Comstock - Long	Points	160 p
Targets	16 paper, 3 no-shoot, Total 16 targets	Min rounds	32
Firearm	Mini Rifle	Match-%	16.84%
Procedure	Shoot the targets as they become visible from within the shooting area. Note must step on activator to reveal dapper turner which will disappear from sight. Distance 8 - 15 meters		
Starting position	Standing, toes touching marks, gun held at trail in strong hand		
Firearm ready condition	Loaded		
Start on	Audible signal		
Stop on	Last shot		
Penalties	As per current edition of rules		
Safety angles	90/90/90		
Setup notes			

# 4. Stage 4



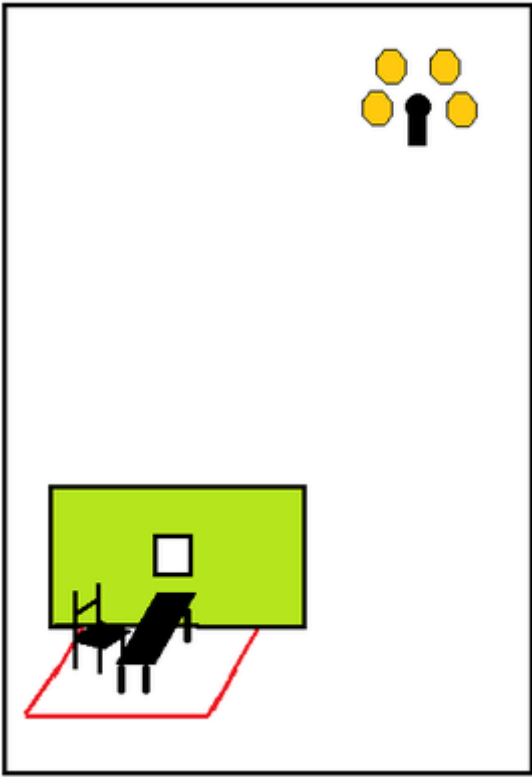
CoF	Comstock - Medium	Points	85 p
Targets	8 paper, 1 popper, 1 no-shoot, Total 9 targets	Min rounds	17
Firearm	Mini Rifle	Match-%	8.95%
Procedure	Shoot targets as they become visible from within the shooting area. Shooting popper will activate clamshell target which will be partially covered by a no shoot target. Distance 8 - 12 meters		
Starting position	Gun loaded & holstered		
Firearm ready condition	Loaded		
Start on	Audible signal		
Stop on	Last shot		
Penalties	As per current edition of rules		
Safety angles	90/90/90		
Setup notes			

## 5. Stage 5




CoF	Comstock - Short	Points	50 p
Targets	5 paper, 1 no-shoot, Total 5 targets	Min rounds	10
Firearm	Mini Rifle	Match-%	5.26%
Procedure	You must press green start button, then shoot the targets as they become visible from within the shooting area. Distance 20 meters		
Starting position	Gun on table. Hands flat on marks on table		
Firearm ready condition	Unloaded		
Start on	Audible signal		
Stop on	Last shot		
Penalties	As per current edition of rules		
Safety angles	90/90/90		
Setup notes			

## 6. Stage 6



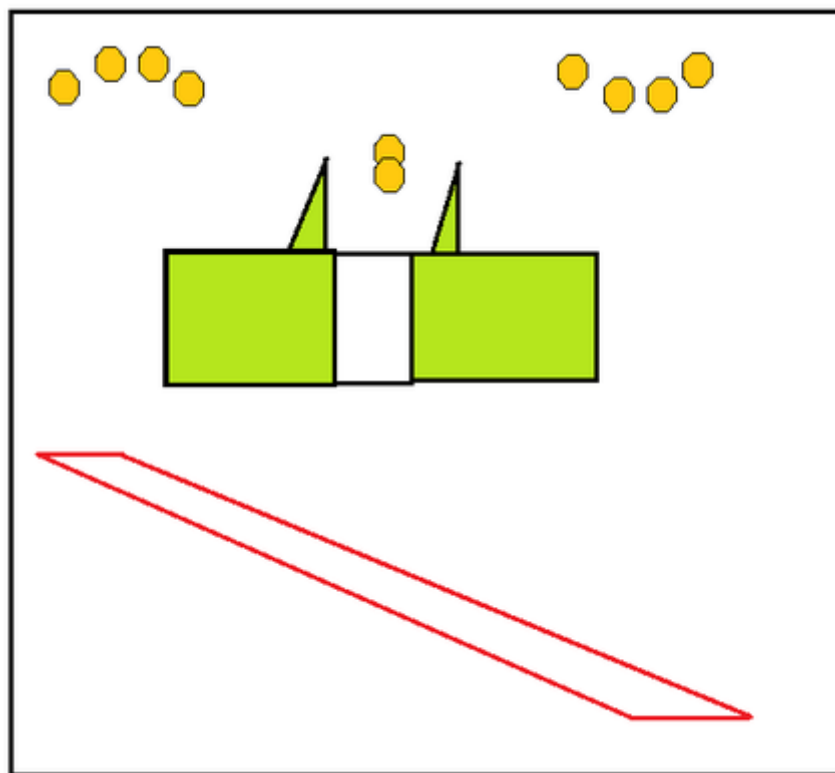
CoF	Comstock - Short	Points	45 p
Targets	4 paper, 1 popper, Total 5 targets	Min rounds	9
Firearm	Mini Rifle	Match-%	4.74%
Procedure	Shoot targets as they become visible from within the shooting area. Distance 20 meters		
Starting position	Gun On table, shooter seated hands on knees.		
Firearm ready condition	Loaded		
Start on	Audible signal		
Stop on	Last shot		
Penalties	As per current edition of rules		
Safety angles	90/90/90		
Setup notes			

## 7. Stage 7



CoF	Comstock - Short	Points	40 p
Targets	4 paper, 3 no-shoot, Total 4 targets	Min rounds	8
Firearm	Mini Rifle	Match-%	4.21%
Procedure	Shoot targets as they become visible from within the shooting area. Distance 20 meters		
Starting position	Gun held at trail in your weak hand		
Firearm ready condition	Loaded with empty chambet		
Start on	Audible signal		
Stop on	Last shot		
Penalties	As per current edition of rules		
Safety angles	90/90/90		
Setup notes			

## 8. Stage 8




CoF	Comstock - Medium	Points	100 p
Targets	10 paper, Total 10 targets	Min rounds	20
Firearm	Mini Rifle	Match-%	10.53%

Procedure	Shoot targets as they become visible from within the shooting area. Distance 8 - 15 meters		
Starting position	Standing anywhere within the shooting area. Shoot the targets as they become visible from within the		
Firearm ready condition	Loaded		
Start on	Audible signal		
Stop on	Last shot		
Penalties	As per current edition of rules		
Safety angles	90/90/90		
Setup notes			

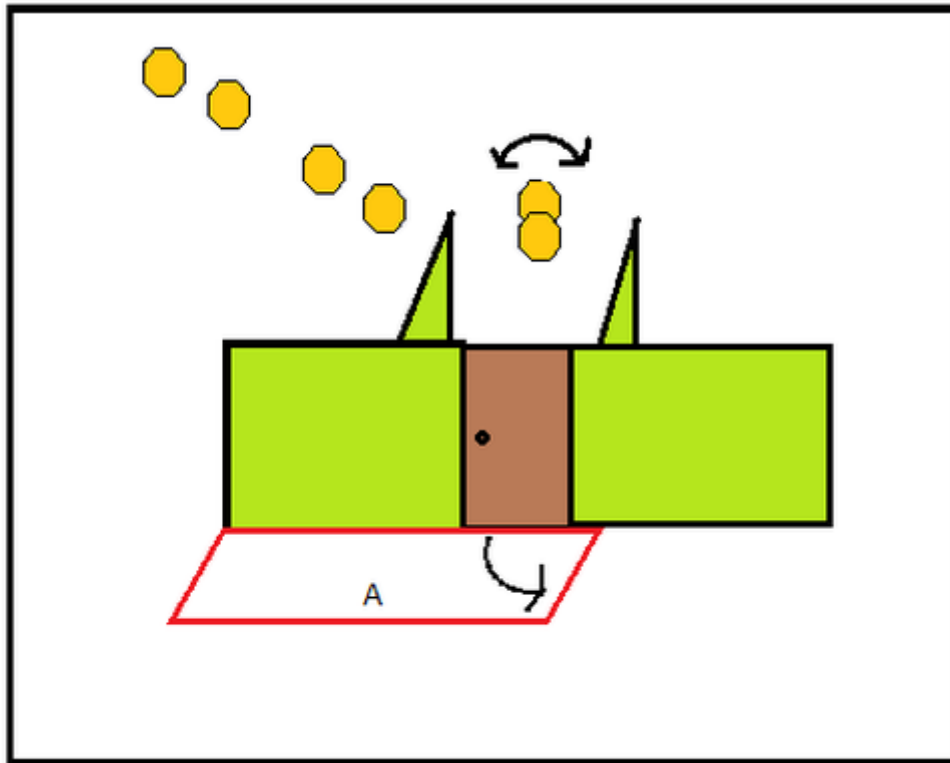


## 9. Stage 9



CoF	Comstock - Short	Points	50 p
Targets	5 paper, 4 no-shoot, Total 5 targets	Min rounds	10
Firearm	Mini Rifle	Match-%	5.26%
Procedure	Shoot the targets with one round on each. Carry out a compulsory reload and again shoot the targets with a minimum of one round on each. Distance 10 - 14 meters.		
Starting position	Standing upright, gun held at trail in strong hand		
Firearm ready condition	Loaded		
Start on	Audible signal		
Stop on	Last shot		
Penalties	As per current edition of rules		
Safety angles	90/90/90		
Setup notes			

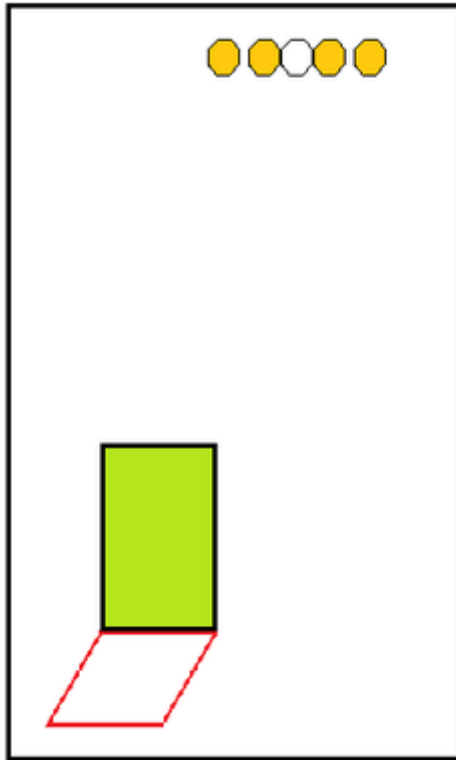
## 10. Stage 10



CoF	Comstock - Medium	Points	60 p
Targets	6 paper, Total 6 targets	Min rounds	12
Firearm	Mini Rifle	Match-%	6.32%

Procedure	Shoot targets as they become visible from within the shooting area. Door must be opened by hand only, this will activate two swinging targets which remain in view. Distance 8 meters		
Starting position	Gun held in two hands at waist level. Standing with heels touching marks.		
Firearm ready condition	Loaded Option 1		
Start on	Audible signal		
Stop on	Last shot		
Penalties	As per current edition of rules		
Safety angles	90/90/90		
Setup notes			

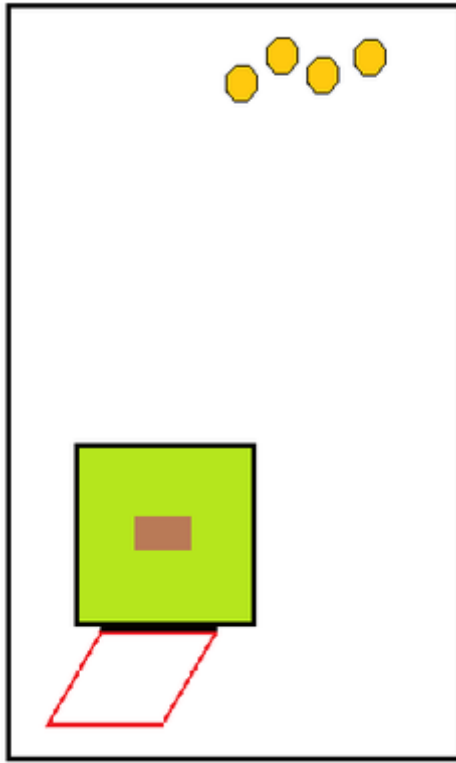
## 11. Stage 11



CoF	Comstock - Short	Points	40 p
Targets	4 paper, 1 no-shoot, Total 4 targets	Min rounds	8
Firearm	Mini Rifle	Match-%	4.21%

Procedure	Shoot targets as they become visible from within the shooting area. Distance 40 Meters
Starting position	Gun held in two hands at waist level.
Firearm ready condition	Loaded Option 1
Start on	Audible signal
Stop on	Last shot
Penalties	As per current edition of rules
Safety angles	90/90/90
Setup notes	

## 12. Stage 12



CoF	Comstock - Short	Points	40 p
Targets	4 paper, Total 4 targets	Min rounds	8
Firearm	Mini Rifle	Match-%	4.21%

Procedure	On audible start, push open flap and shoot targets as they become visible. Distance 40 meters
Starting position	Standing upright, gun held in two hands at waist level.
Firearm ready condition	Loaded Option 1
Start on	Audible signal
Stop on	Last shot
Penalties	As per current edition of rules
Safety angles	90/90/90
Setup notes	