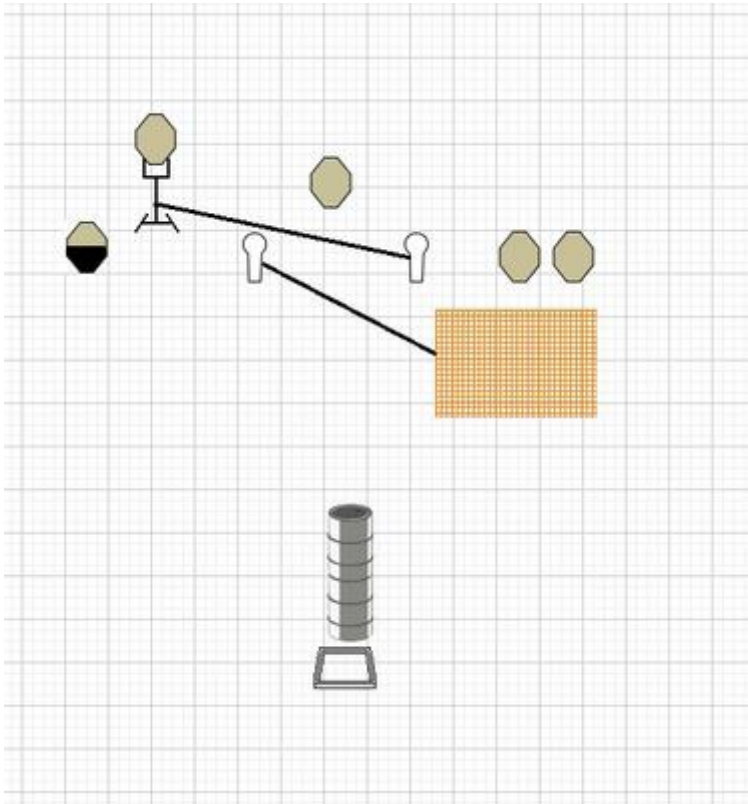


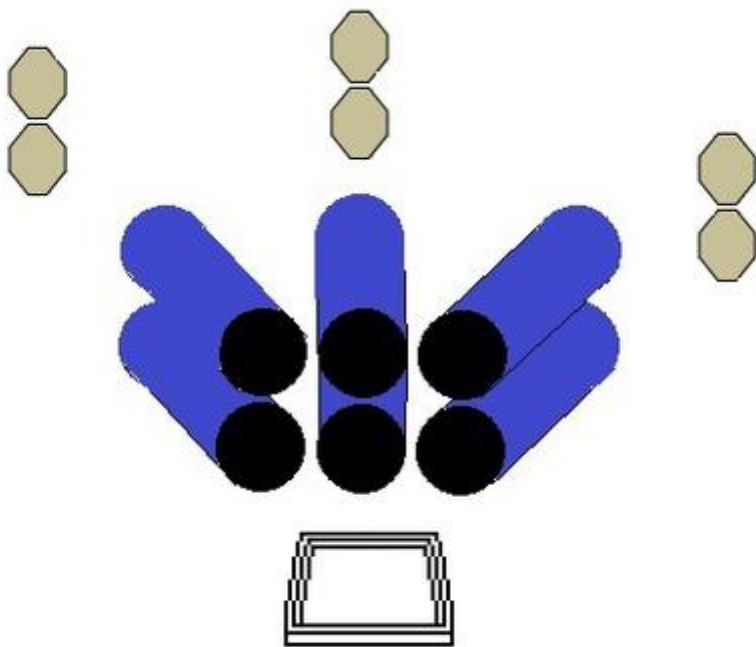
1. stage 1



CoF	Comstock - Short	Points	60 p
Targets	5 paper, 2 popper, Total 7 targets	Min rounds	12
Firearm	Handgun	Match-%	7.55%

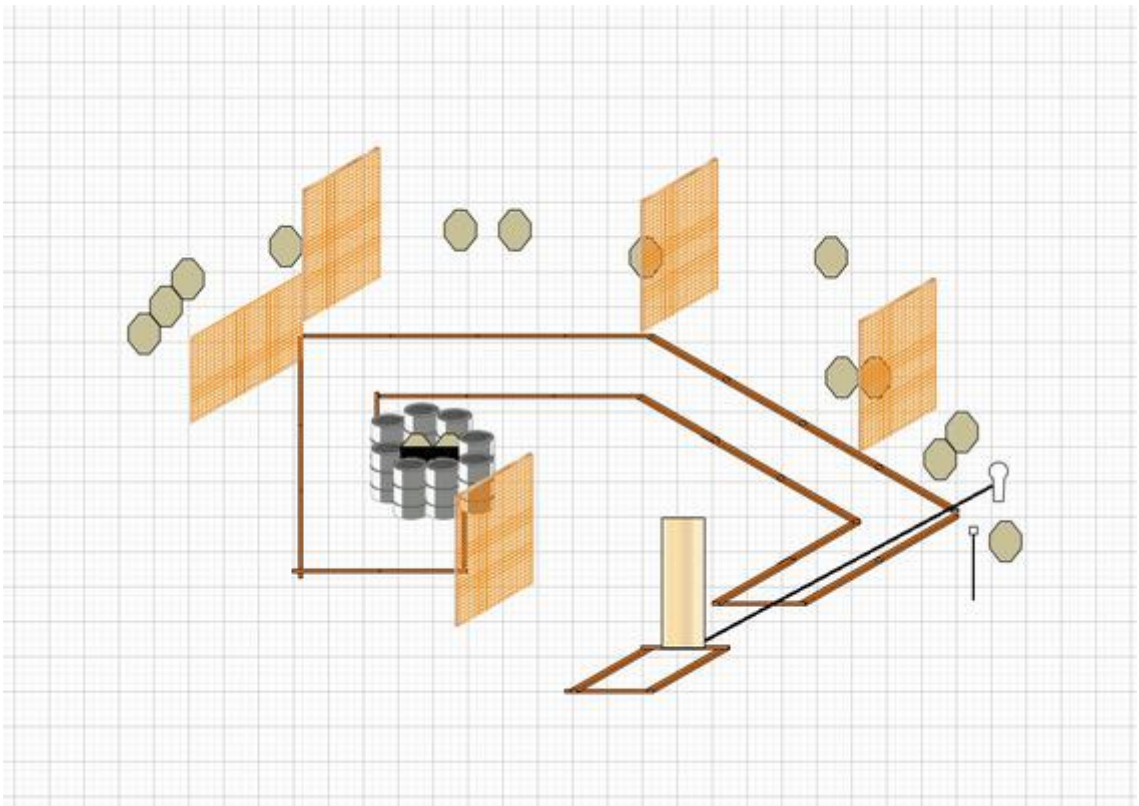
Procedure	Engage targets Popper 1 triggers falling wall, Popper 2 triggers mowing target
Starting position	Gun loaded & holstered
Firearm ready condition	
Start on	Audible signal
Stop on	Last shot
Penalties	As per current edition of rules
Safety angles	Painted poles
Setup notes	

2. stage 2



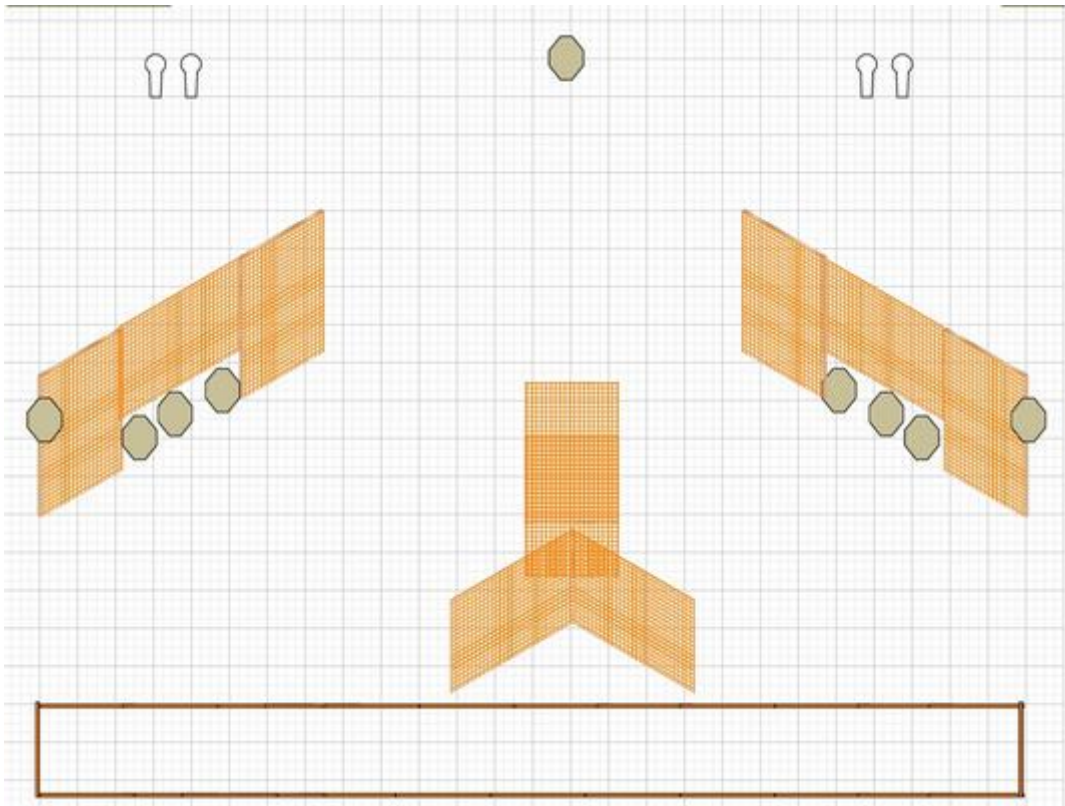
CoF	Comstock - Short	Points	60 p
Targets	6 paper, Total 6 targets	Min rounds	12
Firearm	Handgun	Match-%	7.55%
Procedure	On audible signal engage each target with minimum one round. Thereafter perform a mandatory reload and engage each target with minimum one round again.		
Starting position	Gun loaded & holstered		
Firearm ready condition			
Start on	Audible signal		
Stop on	Last shot		
Penalties	As per current edition of rules		
Safety angles	L/R		
Setup notes			

3. stage 3



CoF	Comstock - Long	Points	160 p
Targets	15 paper, 1 popper, 1 plates, Total 17 targets	Min rounds	32
Firearm	Handgun	Match-%	20.13%
Procedure	Engage targets Popper 1 triggers fallbridge		
Starting position	Gun loaded & holstered with heels at markings		
Firearm ready condition			
Start on	Audible signal		
Stop on	Last shot		
Penalties	As per current edition of rules		
Safety angles	L/R		
Setup notes			

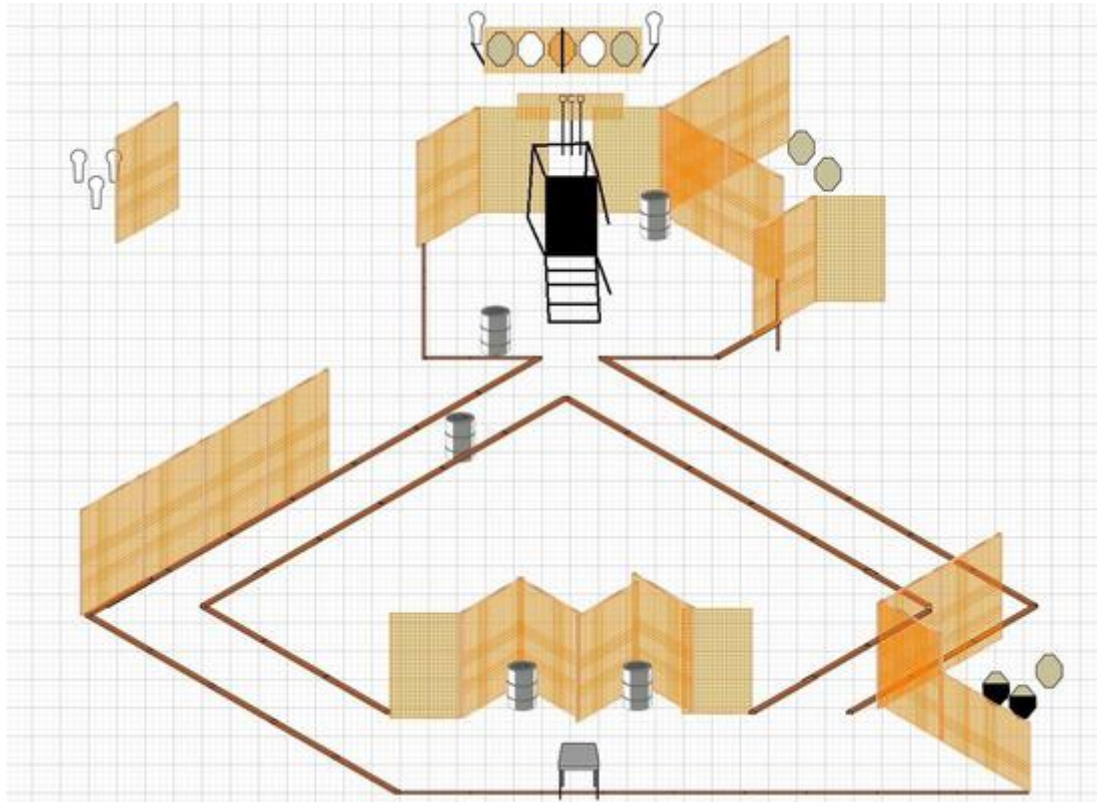
4. stage 4



CoF	Comstock - Medium	Points	110 p
Targets	9 paper, 4 popper, Total 13 targets	Min rounds	22
Firearm	Handgun	Match-%	13.84%

Procedure	Engage targets
Starting position	Anywhere
Firearm ready condition	Loded holstered
Start on	Audible signal
Stop on	Last shot
Penalties	As per current edition of rules
Safety angles	L/R
Setup notes	

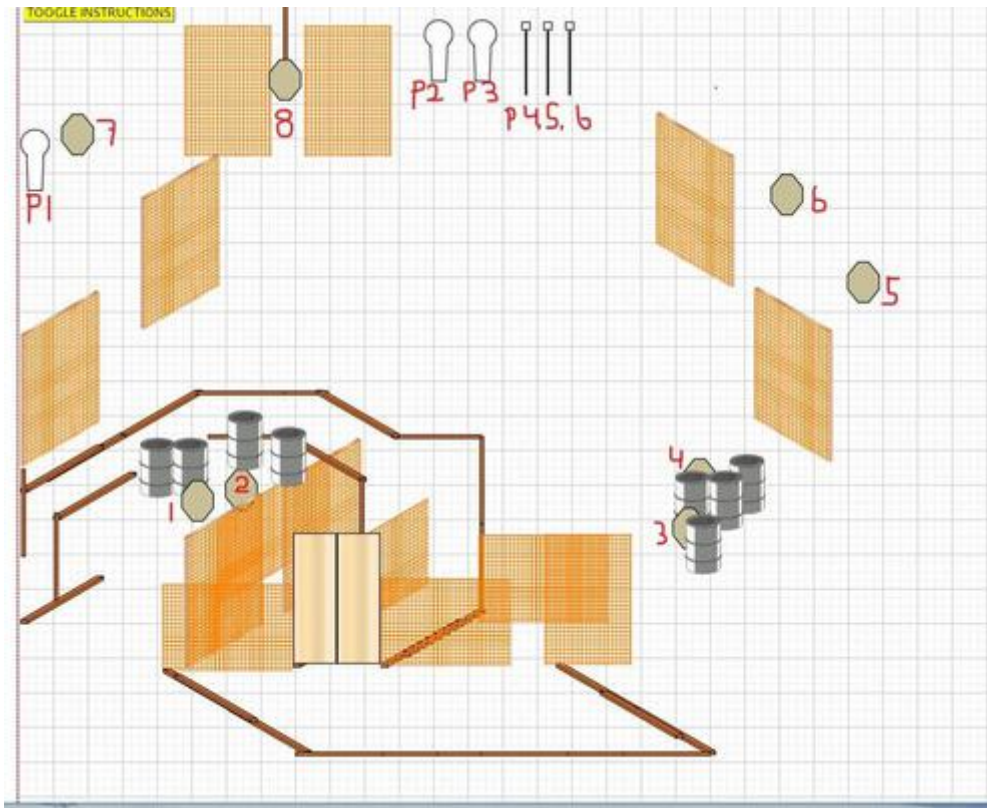
5. stage 5



CoF	Comstock - Medium	Points	120 p
Targets	6 paper, 2 disappearing/bonus, 5 popper, 3 plates, 2 no-shoot, Total 16 targets	Min rounds	20
Firearm	Handgun	Match-%	15.09%

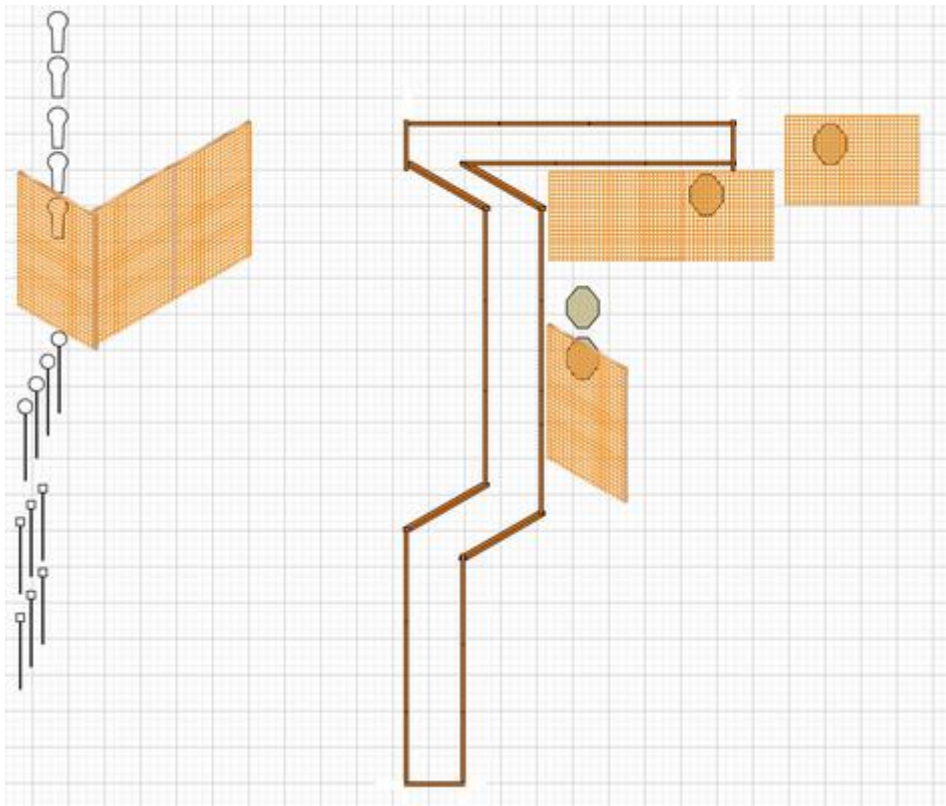
Procedure	After the audible start signal engage all targets. Popper 4 triggers left falling wall, Popper 5 triggers right falling wall Plates can only be shoot from underneath platform
Starting position	Standing on box facing down range
Firearm ready condition	Gun on barrel 1 or 2 with chamber empty, magwell empty. All magazines on the other barrel (1 or 2)
Start on	Audible signal
Stop on	Last shot
Penalties	As per current edition of rules
Safety angles	L/R
Setup notes	

6. stage 6



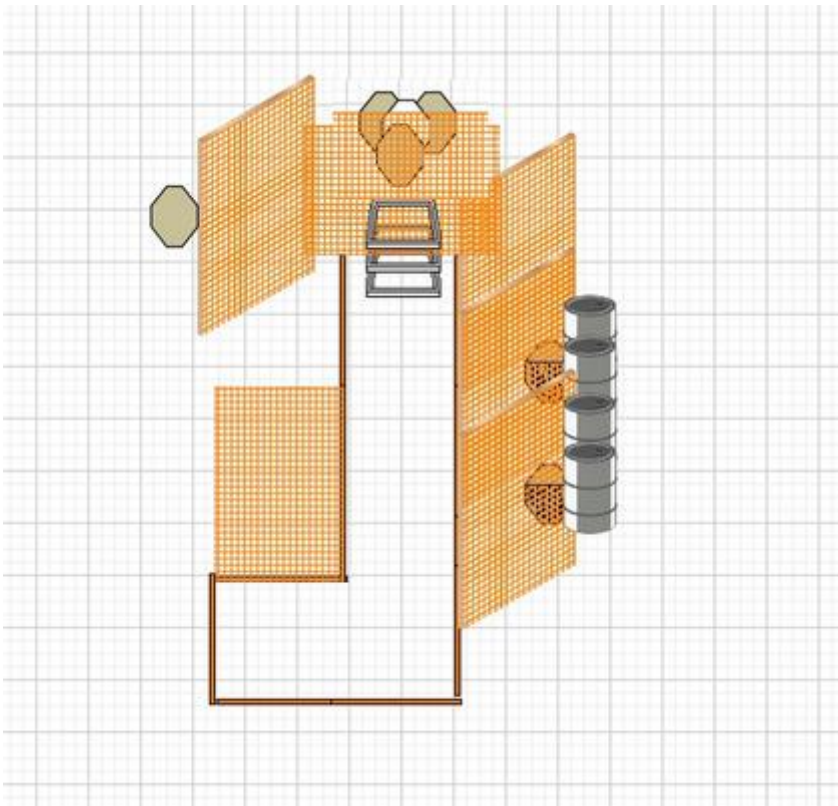
CoF	Comstock - Medium	Points	110 p
Targets	8 paper, 3 popper, 3 plates, Total 14 targets	Min rounds	22
Firearm	Handgun	Match-%	13.84%
Procedure	Engage targets Popper 1 activates 8"bilan", popper 2 activates fallbridge.		
Starting position			
Firearm ready condition	loaded holsterd		
Start on	Audible signal		
Stop on	Last shot		
Penalties	As per current edition of rules		
Safety angles	L/R		
Setup notes			

7. stage 7



CoF	Comstock - Medium	Points	115 p
Targets	4 paper, 5 popper, 10 plates, Total 19 targets	Min rounds	23
Firearm	Handgun	Match-%	14.47%
Procedure	Engage targets		
Starting position	Standing with heels at markings		
Firearm ready condition	Gun loaded & holstered		
Start on	Audible signal		
Stop on	Last shot		
Penalties	As per current edition of rules		
Safety angles	L/R		
Setup notes			

8. stage 8



CoF	Comstock - Short	Points	60 p
Targets	6 paper, Total 6 targets	Min rounds	12
Firearm	Handgun	Match-%	7.55%
Procedure			
Starting position			
Firearm ready condition	Gun loaded & holstered		
Start on	Audible signal		
Stop on	Last shot		
Penalties	As per current edition of rules		
Safety angles	painted pole left/90 degree right		
Setup notes			