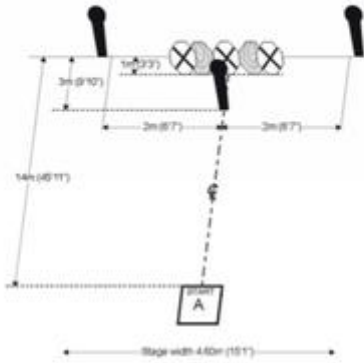


# 1. CLC-01

IPSC Classifier Stage: CLC-01



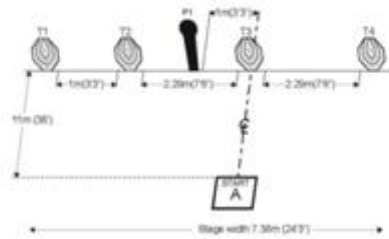
Type of Course: Short Course  
 Targets (type & number): 2 IPSC Targets, 3 IPSC Popper, 3 No Shoots  
 No. of rounds to be scored: 7  
 Maximum points: 35  
 Start position: Standing relaxed in area 'A', facing downrange with both hands relaxed by sides.  
 Handgun ready condition: Handgun loaded and holstered.  
 Procedure: After the audible start signal, engage targets, strong hand only, from within the designated area 'A'.  
 Setup Notes: Set IPSC Targets/No Shoots to 1.52m (5') to the top of the targets. Area 'A' is 1m (3'3") by 1m (3'3").

CoF	Comstock - Short	Points	35 p
Targets	2 paper, 3 popper, 3 no-shoot, Total 5 targets	Min rounds	7
Firearm	Handgun	Match-%	13.46%

Procedure	
Starting position	
Firearm ready condition	
Start on	
Stop on	
Penalties	
Safety angles	L/R
Setup notes	

## 2. CLC-15

IPSC Classifier Stage: CLC-15



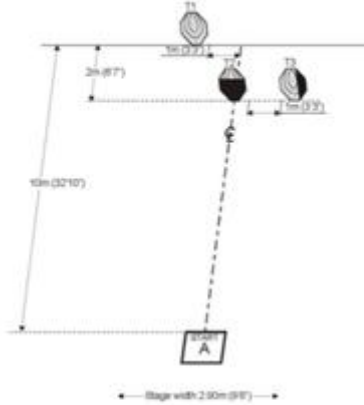
Type of Course:	Short Course
Targets (type & number):	4 IPSC Targets, 1 IPSC Popper
No. of rounds to be scored:	9
Maximum points:	45
Start position:	Standing relaxed in area 'A', with both wrists above respective shoulders.
Handgun ready condition:	Handgun loaded and holstered.
Procedure:	After the audible start signal engage targets from within the designated area 'A'.
Setup Notes:	Set IPSC Targets to 1.52m (5') to the top of the targets. Area 'A' is 0.92m (3') by 0.92m (3'). Angle T1, T2 and T4 to face shooting area.

CoF	Comstock - Short	Points	45 p
Targets	4 paper, 1 popper, Total 5 targets	Min rounds	9
Firearm	Handgun	Match-%	17.31%

Procedure	
Starting position	
Firearm ready condition	
Start on	
Stop on	
Penalties	
Safety angles	L/R
Setup notes	

# 3. CLC-33

IPSC Classifier Stage: CLC-33

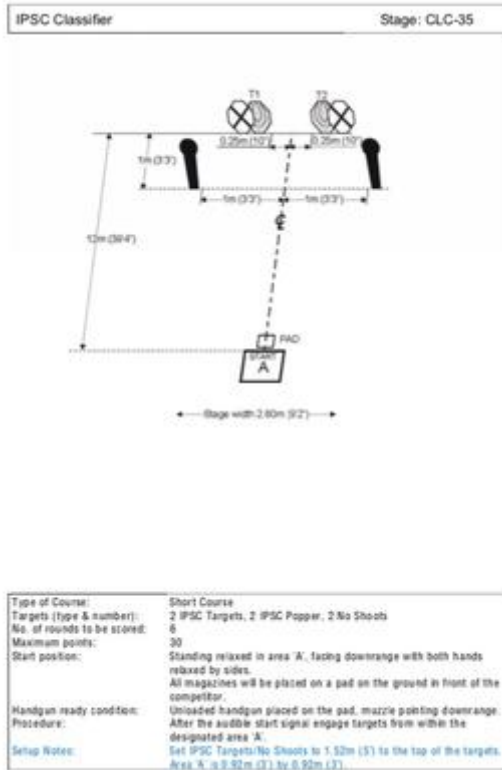


Type of Course: Short Course  
 Targets (type & number): 3 IPSC Targets  
 No. of rounds to be stored: 9  
 Maximum points: 30  
 Start position: Standing relaxed in area 'A', facing downrange with both hands relaxed by sides.  
 Handgun ready condition: Handgun loaded and holstered.  
 Procedure: After the audible start signal engage targets, strong hand only, from within the designated area 'A'.  
 Setup Notes: Set IPSC Targets to 1.52m (5') to the top of the targets.  
 Area 'A' is 0.92m (3') by 0.92m (3')  
 Hard cover on IPSC Target T2 covers from notch to notch, as shown.  
 Hard cover on IPSC Target T3 is in line with the 'A'-zone scoring line.

CoF	Comstock - Short	Points	30 p
Targets	3 paper, Total 3 targets	Min rounds	6
Firearm	Handgun	Match-%	11.54%

Procedure	
Starting position	
Firearm ready condition	
Start on	
Stop on	
Penalties	
Safety angles	L/R
Setup notes	

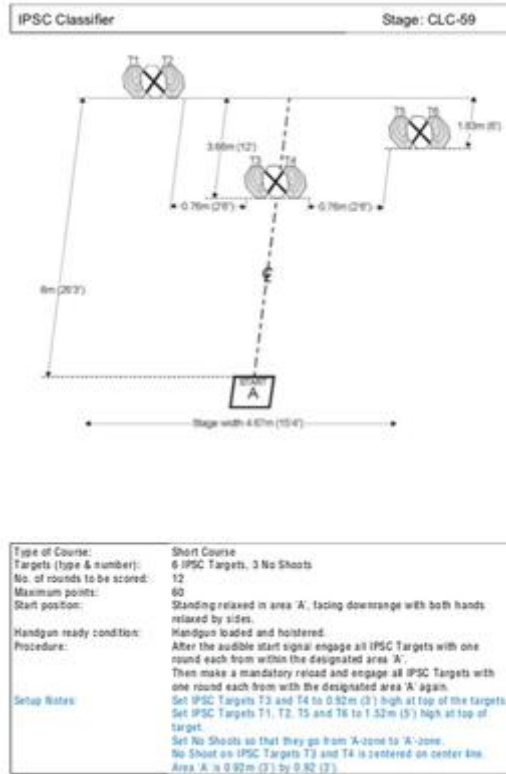
# 4. CLC-35



CoF	Comstock - Short	Points	30 p
Targets	2 paper, 2 popper, 2 no-shoot, Total 4 targets	Min rounds	6
Firearm	Handgun	Match-%	11.54%

Procedure	
Starting position	
Firearm ready condition	
Start on	
Stop on	
Penalties	
Safety angles	L/R
Setup notes	

# 5. CLC-59

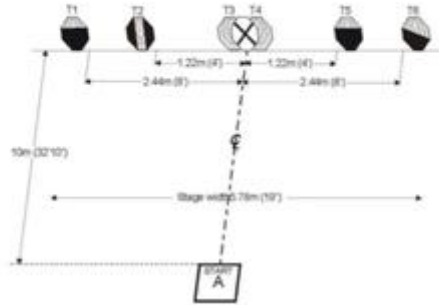


CoF	Comstock - Short	Points	60 p
Targets	6 paper, 3 no-shoot, Total 6 targets	Min rounds	12
Firearm	Handgun	Match-%	23.08%

Procedure	
Starting position	
Firearm ready condition	
Start on	
Stop on	
Penalties	
Safety angles	L/R
Setup notes	

# 6. CLC-67

IPSC Classifier Stage: CLC-67



Type of Course: Short Course  
 Targets (type & number): 6 IPSC Targets, 1 No Shoot  
 No. of rounds to be scored: 12  
 Maximum points: 60  
 Start position: Standing relaxed in area 'A', facing downrange with both hands relaxed by sides.  
 Handgun ready condition: Handgun loaded and holstered.  
 Procedure: After the audible start signal engage targets with one round each from within the designated area 'A'.  
 Make a mandatory reload and engage all targets with one round each again from within the designated area 'A'.  
 Setup Notes: Set IPSC Targets/No Shoot to 1.52m (5') to the top of the targets. Area 'A' is 0.92m (3') by 0.52m (17'). Hand cover on IPSC Targets T1 and T5 - cuts through from notch to notch, as shown. Hand cover on IPSC Target T2 is from perforation of 'A'-zone outward from top to bottom on both sides of the 'A'-zone. Hand cover on IPSC Target T6 runs diagonal from top left notch downwards to top bottom notch. IPSC Targets T3 and T4 are butted edge to edge, the No Shoot is the centered on them. Center the No Shoot on center line.

CoF	Comstock - Short	Points	60 p
Targets	6 paper, 1 no-shoot, Total 6 targets	Min rounds	12
Firearm	Handgun	Match-%	23.08%

Procedure	
Starting position	
Firearm ready condition	
Start on	
Stop on	
Penalties	
Safety angles	L/R
Setup notes	