

1. Stage 1

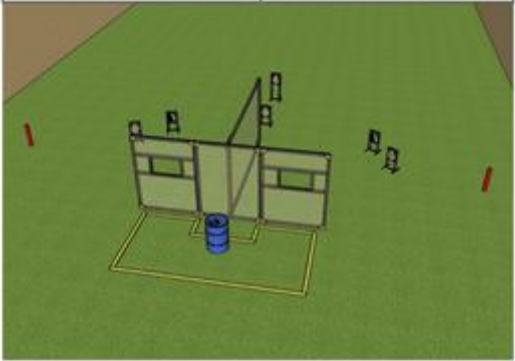
Stage 1

RULES:

START POSITION: Gun holstered with chamber and magazine empty, all magazines to be used lying on barrel.

STAGE PROCEDURE:
On signal engage targets.

SCORING:
Minimum rounds to be scored: 12 rounds, 10 points.
Targets: 4 IPSC Most Targets.



SETUP NOTES:
Targets no closer than 2 meters and not further away than 10 meters at most.

RO NOTES:

CoF	Comstock - Short	Points	60 p
Targets	6 paper, 6 no-shoot, Total 6 targets	Min rounds	12
Firearm	Handgun	Match-%	4.55%

Procedure	
Starting position	Gun unloaded & holstered with magazines to be used on barrel
Firearm ready condition	
Start on	00
Stop on	Last shot
Penalties	As per current edition of rules
Safety angles	L/R
Setup notes	

2. Stage 2

Stage 2

RULES:

COURSE DESIGNER: Henrik Michelsen (NOR)

START POSITION:


STAGE PROCEDURE:

On signal engage targets

SCORING

Minimum rounds to be scored: 12 rounds, 60 points

Targets: 6 IPSC Mini Targets



SETUP NOTES:

Targets not closer than 1 meter and not farther away than 10 meters at most.

RD NOTES:

CoF	Comstock - Short	Points	60 p
Targets	6 paper, 6 no-shoot, Total 6 targets	Min rounds	12
Firearm	Handgun	Match-%	4.55%
Procedure			
Starting position	Gun loaded & holstered		
Firearm ready condition			
Start on	00		
Stop on	Last shot		
Penalties	As per current edition of rules		
Safety angles	L/R		
Setup notes			

3. Stage 3

Stage 3

RULES:

COURSE DESIGNER: Henrik Mathiesen (NOR)

START POSITION:

STAGE PROCEDURE:

On signal engage targets

SCORING

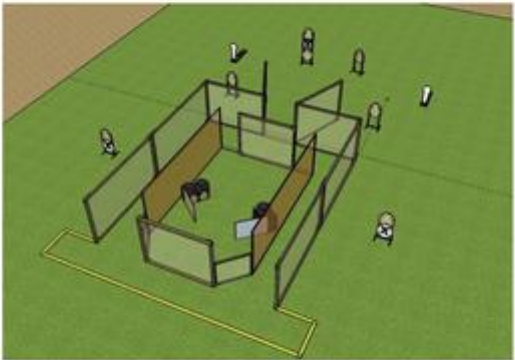
Minimum rounds to be scored: 24 rounds, 120 points

Targets:

7 IPSC Targets,

4 IPSC Mini Targets,

2 IPSC Poppers, 3 NS



SETUP NOTES:

IPSC Popper no closer from engaging position than 8 meters

RO NOTES:

CoF	Comstock - Medium	Points	120 p
Targets	11 paper, 2 popper, 11 no-shoot, Total 13 targets	Min rounds	24
Firearm	Handgun	Match-%	9.09%

Procedure	
Starting position	Gun loaded & holstered
Firearm ready condition	
Start on	00
Stop on	Last shot
Penalties	As per current edition of rules
Safety angles	L/R
Setup notes	

4. Stage 4

Stage 4

Hot #1

RULES:

COURSE DESIGNER: Henrik Michelsen (NOR)

START POSITION:

Standing with heels touching marker, gun lying with chamber and magazine empty flat on either table.

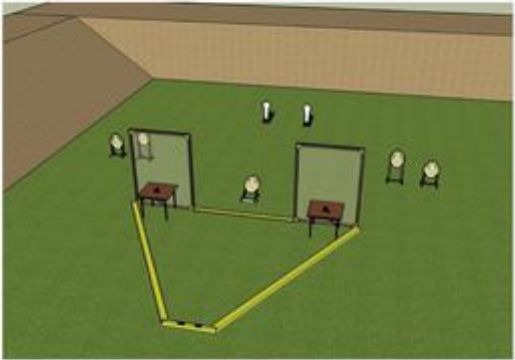
STAGE PROCEDURE:

On signal engage targets.

SCORING:

Minimum rounds to be scored: 12 rounds, 60 points

Targets: 5 IPSC Targets, 2 IPSC Popper



SETUP NOTES:

Tables must be secured to installation.
Steel targets must be at a greater distance than 8 meters from engaging area.

RO NOTES:

CoF	Comstock - Short	Points	60 p
Targets	5 paper, 2 popper, 5 no-shoot, Total 7 targets	Min rounds	12
Firearm	Handgun	Match-%	4.55%

Procedure	
Starting position	Gun loaded & holstered
Firearm ready condition	
Start on	00
Stop on	Last shot
Penalties	As per current edition of rules
Safety angles	L/R
Setup notes	

5. Stage 5

Stage 5

Hot #1

RULES:

COURSE DESIGNER: Stan Baerengdal (NOE)

START POSITION: Standing with heels touching either marker.


STAGE PROCEDURE

On signal engage targets.

SCORING

Minimum rounds to be scored: 10 rounds, 50 points

Targets: 5 IPSC Targets, 2 NS



SETUP NOTES:

Targets must be placed in such manner to prevent shoot-through.

Targets must be placed in distance greater than 4 meters

RO NOTES:

NO SHOOT

CoF	Comstock - Short	Points	50 p
Targets	5 paper, 5 no-shoot, Total 5 targets	Min rounds	10
Firearm	Handgun	Match-%	3.79%

Procedure	
Starting position	Gun loaded & holstered
Firearm ready condition	
Start on	00
Stop on	Last shot
Penalties	As per current edition of rules
Safety angles	L/R
Setup notes	

6. Stage 6

Stage 6

Hot #2

RULES:

COURSE DESIGNER: Stan Baerengdal (NOE)

START POSITION: Standing with heels touching blue marker

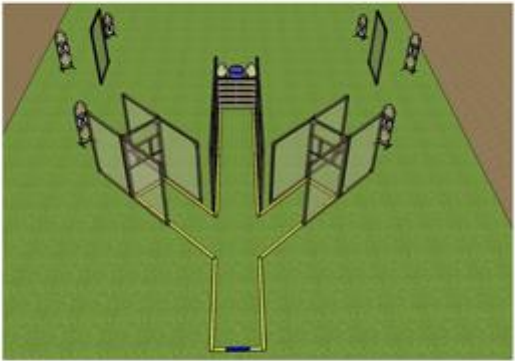
STAGE PROCEDURE

On signal engage targets

SCORING

Minimum rounds to be scored: 24 rounds, 120 points

Targets: 12 IPSC Targets, 6 NS



SETUP NOTES:

4 targets must can only be visible from left side, 4 targets can only be visible from right side, 4 targets can only be visible from end.

RO NOTES:

CoF	Comstock - Medium	Points	120 p
Targets	12 paper, 12 no-shoot, Total 12 targets	Min rounds	24
Firearm	Handgun	Match-%	9.09%

Procedure	
Starting position	Gun loaded & holstered
Firearm ready condition	
Start on	00
Stop on	Last shot
Penalties	As per current edition of rules
Safety angles	L/R
Setup notes	

7. Stage 7

Stage 7

Hot #2

RULES:

COURSE DESIGNER: Stan Baerengdal (NOE)

START POSITION:

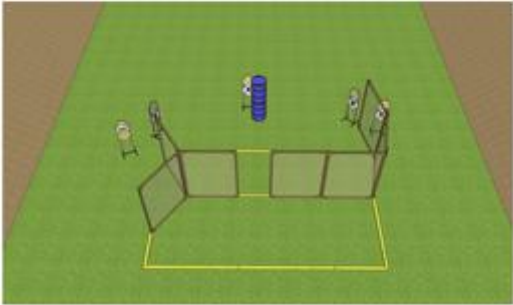
STAGE PROCEDURE:

On signal engage targets.

SCORING

Minimum rounds to be scored: 12 rounds, 60 points

Targets: 4 IPSC Targets, 5 NS



SETUP NOTES:

No targets closer to engaging area than 4 meters.

RO NOTES:

CoF	Comstock - Short	Points	60 p
Targets	6 paper, 6 no-shoot, Total 6 targets	Min rounds	12
Firearm	Handgun	Match-%	4.55%

Procedure	
Starting position	Gun loaded & holstered
Firearm ready condition	
Start on	00
Stop on	Last shot
Penalties	As per current edition of rules
Safety angles	L/R
Setup notes	

8. Stage 8

Stage 8

RULES: COURSE DESIGNER: Stuart Baerenghah(NOR)

START POSITION:

STAGE PROCEDURE:
On signal engage targets

SCORING

Minimum rounds to be scored: 32 rounds, 160 points

Targets: 10 IPSC Targets, 5 IPSC mini 2 IPSC Popper

SETUP NOTES:
IPSC Popper must be placed at a distance greater than 1.2 meters, and only visible from the front area of stage.

RO NOTES:

CoF	Comstock - Long	Points	160 p
Targets	15 paper, 2 popper, 15 no-shoot, Total 17 targets	Min rounds	32
Firearm	Handgun	Match-%	12.12%

Procedure	
Starting position	Gun loaded & holstered
Firearm ready condition	
Start on	00
Stop on	Last shot
Penalties	As per current edition of rules
Safety angles	L/R
Setup notes	

9. Stage 9

Stage 9

RULES: COURSE DESIGNER: Henrik Mathiesen (NOB)

START POSITION:

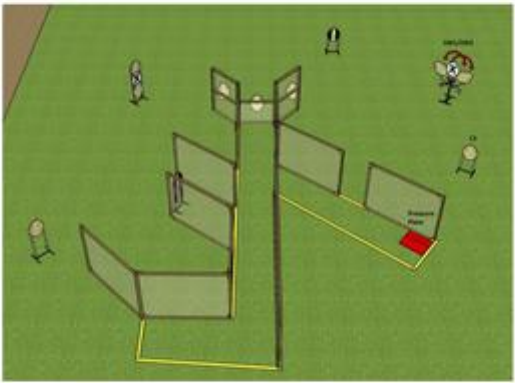
STAGE PROCEDURE

On signal engage targets. Pressurized T1 activates flamethrower (CS) and engine (SW1/SW2)

SCORING

Minimum rounds to be scored: 24 rounds, 120 points

Targets: 12 IPSC Targets, 2 NS



SETUP NOTES:

Pressurized activates flamethrower and SW1/SW2 with foot. Connecting wire must be placed in such manner that destruction is likely to not happen.

RO NOTES:

CoF	Comstock - Medium	Points	120 p
Targets	12 paper, 12 no-shoot, Total 12 targets	Min rounds	24
Firearm	Handgun	Match-%	9.09%

Procedure	
Starting position	Gun loaded & holstered
Firearm ready condition	
Start on	00
Stop on	Last shot
Penalties	As per current edition of rules
Safety angles	L/R
Setup notes	

10. Stage 10

Stage 10

RULES:

COURSE DESIGNER: Stan Baerengdal (MOE)

START POSITION: Standing with heels touching blue marker

STAGE PROCEDURE:

On signal engage targets. Popper (PP) activates swingin' (SWI).

SCORING

Minimum rounds to be scored: 32 rounds, 160 points

Targets: 15 IPSC mini targets, 2 IPSC mini Popper, 2 SWI and Popper, 2 SWI

SETUP NOTES:

IPSC mini Poppers must be placed at distance greater than 8 meters. IPSC mini Popper or 1 activation swingin' with a wire. Wire must be placed in such manner that destruction is not likely to happen.

BO NOTES:

CoF	Comstock - Long	Points	160 p
Targets	15 paper, 2 popper, 15 no-shoot, Total 17 targets	Min rounds	32
Firearm	Handgun	Match-%	12.12%

Procedure	
Starting position	Gun loaded & holstered
Firearm ready condition	
Start on	00
Stop on	Last shot
Penalties	As per current edition of rules
Safety angles	L/R
Setup notes	

11. Stage 11

Stage 11

RULES: COURSE DESIGNER: Heath MacIsaac (NOR)

START POSITION:

STAGE PROCEDURE:

On signal engage targets.

SCORING:

Minimum rounds to be scored: 24 rounds, 120 points

Targets: 12 IPSC Targets

The diagram illustrates the layout of Stage 11. It features a green field with a yellow boundary line. In the center, there is a rectangular structure with a glass front and a wooden back. To the left, there are two targets on stands. To the right, there are two more targets on stands, a blue barrel, and a small wooden structure. In the background, there are two more targets on stands. The entire setup is enclosed within a yellow boundary line.

SETUP NOTES:

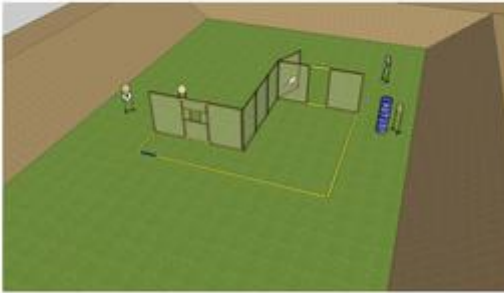
No targets must be placed closer than 1.5 meter from engaging position.

BO NOTES:

CoF	Comstock - Medium	Points	120 p
Targets	12 paper, 12 no-shoot, Total 12 targets	Min rounds	24
Firearm	Handgun	Match-%	9.09%

Procedure	
Starting position	Gun loaded & holstered
Firearm ready condition	
Start on	00
Stop on	Last shot
Penalties	As per current edition of rules
Safety angles	L/R
Setup notes	

12. Stage 12

Stage 12		Hot #3
RULES:		COURSE DESIGNER: Stuart Baerenghal(NOR)
START POSITION:		
STAGE PROCEDURE: On signal engage targets. Hells touching blue marker.		SCORING Minimum rounds to be scored: 10 rounds, 50 points Targets: 1 IPSC Targets, 2 NS
		
SETUP NOTES: No targets must be placed closer than 2 meters from engaging position.		RO NOTES:

CoF	Comstock - Short	Points	50 p
Targets	5 paper, 5 no-shoot, Total 5 targets	Min rounds	10
Firearm	Handgun	Match-%	3.79%

Procedure	
Starting position	Gun loaded & holstered
Firearm ready condition	
Start on	00
Stop on	Last shot
Penalties	As per current edition of rules
Safety angles	L/R
Setup notes	

13. Stage 13

Stage 13
Hot #3

RULES:
COURSE DESIGNER: Henrik Michelsen (NOR)

START POSITION:

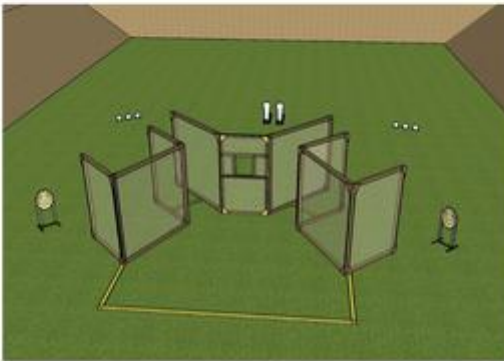
On signal engage targets

STAGE PROCEDURE:

On signal engage targets

SCORING:

Minimum rounds to be scored: 12 rounds, 60 points
Targets:
2 IPSC Targets,
2 IPSC Mini Popper,
6 SP



SETUP NOTES:
 Still targets must be placed at a distance of 8-12 meters from engaging area.

BO NOTES:

CoF	Comstock - Short	Points	60 p
Targets	2 paper, 2 popper, 6 plates, 2 no-shoot, Total 10 targets	Min rounds	12
Firearm	Handgun	Match-%	4.55%

Procedure	
Starting position	Gun loaded & holstered
Firearm ready condition	
Start on	00
Stop on	Last shot
Penalties	As per current edition of rules
Safety angles	L/R
Setup notes	

14. Stage 14

Stage 14

RULES:

START POSITION: Standing in area A.

STAGE PROCEDURE:
On signal engage targets.

SCORING:
Minimum rounds to be scored: 24 rounds, 120 points
Targets: 12 IPSC Targets

SETUP NOTES:
No targets can be placed so that it is possible to engage at a greater angle than 90 degrees.
No targets placed closer than 2 meters from engaging area.

BO NOTES:

CoF	Comstock - Medium	Points	120 p
Targets	12 paper, 12 no-shoot, Total 12 targets	Min rounds	24
Firearm	Handgun	Match-%	9.09%

Procedure	
Starting position	Gun loaded & holstered
Firearm ready condition	
Start on	00
Stop on	Last shot
Penalties	As per current edition of rules
Safety angles	L/R
Setup notes	