

# 1. Stage 1

Stage 1

RULES:

COURSE DESIGNER: Stan Baerengdal (NOR)

START POSITION: Gun holstered with chamber and magazine empty, all magazines to be used lying on barrel.

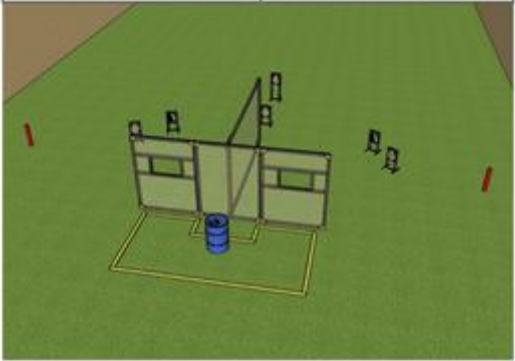
STAGE PROCEDURE

On signal engage targets.

SCORING

Minimum rounds to be scored: 12 rounds, 10 points.

Targets: 4 IPSC Most Targets



SETUP NOTES:

Targets no closer than 2 meters and not further away than 10 meters at most.

RO NOTES:

CoF	Comstock - Short	Points	60 p
Targets	6 paper, 6 no-shoot, Total 6 targets	Min rounds	12
Firearm	Handgun	Match-%	4.55%

Procedure	
Starting position	Gun unloaded & holstered with magazines to be used on barrel
Firearm ready condition	
Start on	00
Stop on	Last shot
Penalties	As per current edition of rules
Safety angles	L/R
Setup notes	

Shoot'n Score It <https://shootnscoreit.com> -- 2024-04-23 10:45

## 2. Stage 2

Stage 2

RULES:

COURSE DESIGNER: Henrik Mathiesen (NOR)

START POSITION:


STAGE PROCEDURE:

On signal engage targets

SCORING

Minimum rounds to be scored: 12 rounds, 60 points

Targets: 6 IPSC Mini Targets



SETUP NOTES:

Targets not closer than 1 meter and not further away than 10 meters at most.

BD NOTES:

CoF	Comstock - Short	Points	60 p
Targets	6 paper, 6 no-shoot, Total 6 targets	Min rounds	12
Firearm	Handgun	Match-%	4.55%

Procedure	
Starting position	Gun loaded & holstered
Firearm ready condition	
Start on	00
Stop on	Last shot
Penalties	As per current edition of rules
Safety angles	L/R
Setup notes	

### 3. Stage 3

Stage 3

RULES:

COURSE DESIGNER: Henrik Mathiesen (NOR)

START POSITION:

STAGE PROCEDURE:

On signal engage targets

SCORING

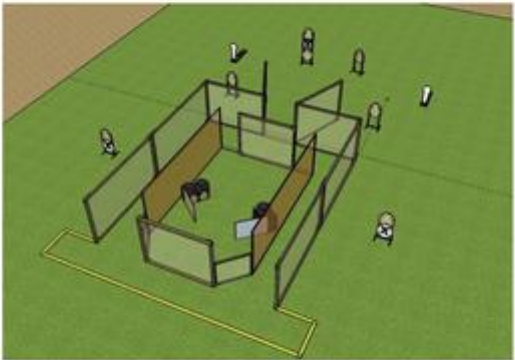
Minimum rounds to be scored: 24 rounds, 120 points

Targets:

7 IPSC Targets,

4 IPSC Mini Targets,

2 IPSC Poppers, 3 NS



SETUP NOTES:

IPSC Popper no closer from engaging position than 8 meters

RO NOTES:

CoF	Comstock - Medium	Points	120 p
Targets	11 paper, 2 popper, 11 no-shoot, Total 13 targets	Min rounds	24
Firearm	Handgun	Match-%	9.09%

Procedure	
Starting position	Gun loaded & holstered
Firearm ready condition	
Start on	00
Stop on	Last shot
Penalties	As per current edition of rules
Safety angles	L/R
Setup notes	

# 4. Stage 4

Stage 4

Hot #1

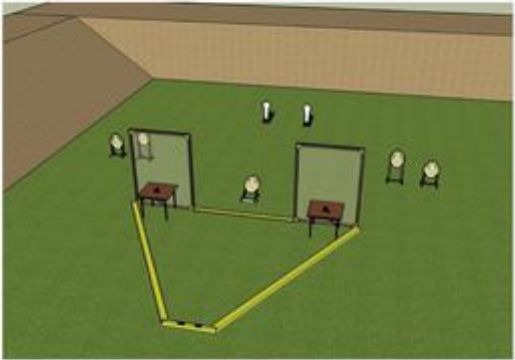
RULES:

COURSE DESIGNER: Henrik Michelsen (NOR)

START POSITION: Standing with heels touching marker, gun lying with chamber and magazine empty flat on either table.

STAGE PROCEDURE: On signal engage targets.

SCORING: Minimum rounds to be scored: 12 rounds, 60 points.  
Targets: 5 IPSC Targets, 2 IPSC Popper



SETUP NOTES: Tables must be secured to installation. Steel targets must be at a greater distance than 8 meters from engaging area.

RO NOTES:

CoF	Comstock - Short	Points	60 p
Targets	5 paper, 2 popper, 5 no-shoot, Total 7 targets	Min rounds	12
Firearm	Handgun	Match-%	4.55%

Procedure	
Starting position	Gun loaded & holstered
Firearm ready condition	
Start on	00
Stop on	Last shot
Penalties	As per current edition of rules
Safety angles	L/R
Setup notes	

# 5. Stage 5

Stage 5

Hot #1

RULES:

COURSE DESIGNER: Stan Baerengdal (NOR)

START POSITION: Standing with heels touching either marker.


STAGE PROCEDURE

On signal engage targets.

SCORING

Minimum rounds to be scored: 10 rounds, 50 points

Targets: 5 IPSC Targets, 2 NS



SETUP NOTES:

Targets must be placed in such manner to prevent shoot-through.

Targets must be placed in distance greater than 4 meters

RO NOTES:

NO SHOOT

CoF	Comstock - Short	Points	50 p
Targets	5 paper, 5 no-shoot, Total 5 targets	Min rounds	10
Firearm	Handgun	Match-%	3.79%

Procedure	
Starting position	Gun loaded & holstered
Firearm ready condition	
Start on	00
Stop on	Last shot
Penalties	As per current edition of rules
Safety angles	L/R
Setup notes	

## 6. Stage 6

Stage 6

Hot #2

RULES:

COURSE DESIGNER: Stan Baerengdal (NOE)

START POSITION: Standing with heels touching blue marker

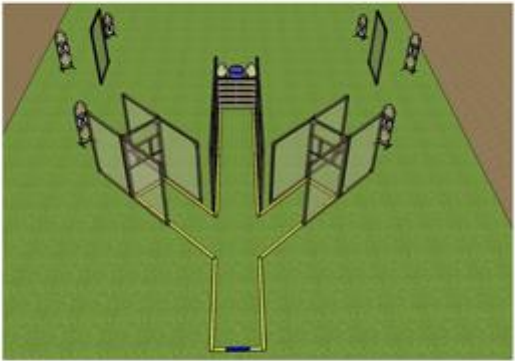
STAGE PROCEDURE

On signal engage targets

SCORING

Minimum rounds to be scored: 24 rounds, 120 points

Targets: 12 IPSC Targets, 6 NS



SETUP NOTES:

4 targets must can only be visible from left side, 4 targets can only be visible from right side, 4 targets can only be visible from end.

RO NOTES:

CoF	Comstock - Medium	Points	120 p
Targets	12 paper, 12 no-shoot, Total 12 targets	Min rounds	24
Firearm	Handgun	Match-%	9.09%

Procedure	
Starting position	Gun loaded & holstered
Firearm ready condition	
Start on	00
Stop on	Last shot
Penalties	As per current edition of rules
Safety angles	L/R
Setup notes	

# 7. Stage 7

Stage 7

Hot #2

RULES:

COURSE DESIGNER: Stan Saarnigdal (NOR)

START POSITION:

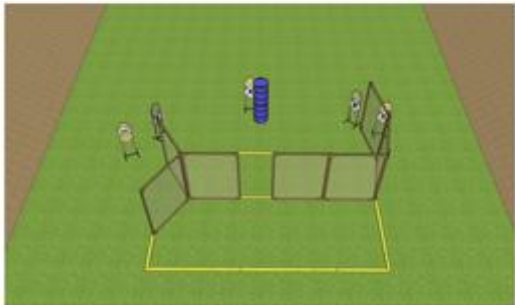
STAGE PROCEDURE:

On signal engage targets

SCORING

Minimum rounds to be scored: 12 rounds, 60 points

Targets: 4 IPSC Targets, 5 NS



SETUP NOTES:

No targets closer to engaging area than 4 meters.

RO NOTES:

CoF	Comstock - Short	Points	60 p
Targets	6 paper, 6 no-shoot, Total 6 targets	Min rounds	12
Firearm	Handgun	Match-%	4.55%

Procedure	
Starting position	Gun loaded & holstered
Firearm ready condition	
Start on	00
Stop on	Last shot
Penalties	As per current edition of rules
Safety angles	L/R
Setup notes	

# 8. Stage 8

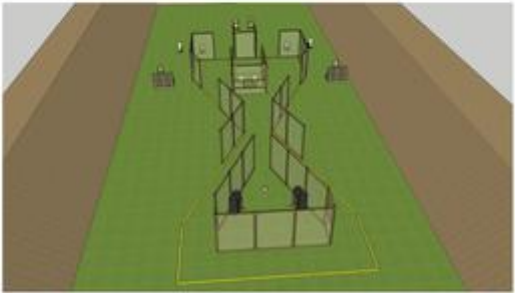
Stage 8

RULES: COURSE DESIGNER: Stuart Baerenghah(NOR)

START POSITION:

STAGE PROCEDURE:  
On signal engage targets

SCORING  
Minimum rounds to be scored: 32 rounds, 160 points  
Targets: 10 IPSC Targets, 5 IPSC mini  
2 IPSC Popper



SETUP NOTES:  
IPSC Popper must be placed at a distance greater than 1.2 meters, and only visible from the known area of stage.

RO NOTES:

CoF	Comstock - Long	Points	160 p
Targets	15 paper, 2 popper, 15 no-shoot, Total 17 targets	Min rounds	32
Firearm	Handgun	Match-%	12.12%

Procedure	
Starting position	Gun loaded & holstered
Firearm ready condition	
Start on	00
Stop on	Last shot
Penalties	As per current edition of rules
Safety angles	L/R
Setup notes	



# 9. Stage 9

Stage 9

RULES:

COURSE DESIGNER: Henrik Michelsen (NOB)

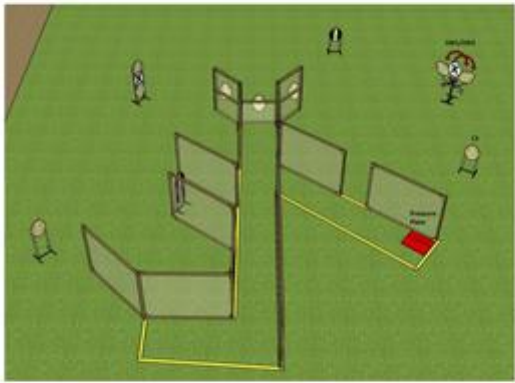
START POSITION:

STAGE PROCEDURE

On signal engage targets. Pressurized T1 activates flamethrower (CS) and engine (SW1/SW2)

SCORING

Minimum rounds to be scored: 24 rounds, 120 points  
Targets: 12 IPSC Targets, 2 NS




SETUP NOTES:

Pressurized activates flamethrower and SW1/SW2 with foot. Connecting wire must be placed in such manner that destruction is likely to not happen.

RO NOTES:

CoF	Comstock - Medium	Points	120 p
Targets	12 paper, 12 no-shoot, Total 12 targets	Min rounds	24
Firearm	Handgun	Match-%	9.09%
Procedure			
Starting position	Gun loaded & holstered		
Firearm ready condition			
Start on	00		
Stop on	Last shot		
Penalties	As per current edition of rules		
Safety angles	L/R		
Setup notes			

## 10. Stage 10



CoF	Comstock - Long	Points	160 p
Targets	15 paper, 2 popper, 15 no-shoot, Total 17 targets	Min rounds	32
Firearm	Handgun	Match-%	12.12%

Procedure	
Starting position	Gun loaded & holstered
Firearm ready condition	
Start on	00
Stop on	Last shot
Penalties	As per current edition of rules
Safety angles	L/R
Setup notes	

# 11. Stage 11

## Stage 11

**RULES:** COURSE DESIGNER: Heath MacIsaac (NOR)

**START POSITION:**

**STAGE PROCEDURE:**

On signal engage targets.

**SCORING:**

Minimum rounds to be scored: 24 rounds, 120 points

Targets: 12 IPSC Targets

The diagram illustrates the layout of Stage 11. It features a green field with a yellow boundary line. In the center, there is a rectangular structure with a glass front and a wooden frame. To the left, there are two targets on stands. To the right, there are two more targets on stands, a blue barrel, and a small wooden structure. In the background, there are two more targets on stands. The entire setup is enclosed within a yellow boundary line.

**SETUP NOTES:**

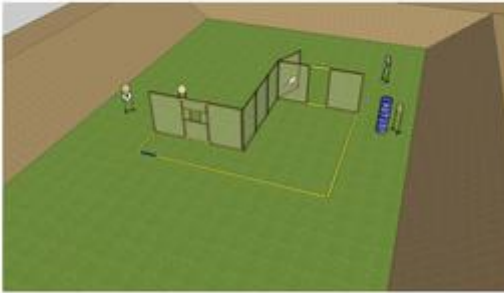
No targets must be placed closer than 1.5 meter from engaging position.

**BO NOTES:**

CoF	Comstock - Medium	Points	120 p
Targets	12 paper, 12 no-shoot, Total 12 targets	Min rounds	24
Firearm	Handgun	Match-%	9.09%

Procedure	
Starting position	Gun loaded & holstered
Firearm ready condition	
Start on	00
Stop on	Last shot
Penalties	As per current edition of rules
Safety angles	L/R
Setup notes	

## 12. Stage 12

Stage 12		Hot #3
RULES:		COURSE DESIGNER: Stuart Baerenghal(NOR)
START POSITION:		
STAGE PROCEDURE: On signal engage targets. Hells touching blue marker.		SCORING Minimum rounds to be scored: 10 rounds, 50 points Targets: 1 IPSC Targets, 2 NS
		
SETUP NOTES: No targets must be placed closer than 2 meters from engaging position.		RO NOTES:

CoF	Comstock - Short	Points	50 p
Targets	5 paper, 5 no-shoot, Total 5 targets	Min rounds	10
Firearm	Handgun	Match-%	3.79%

Procedure	
Starting position	Gun loaded & holstered
Firearm ready condition	
Start on	00
Stop on	Last shot
Penalties	As per current edition of rules
Safety angles	L/R
Setup notes	

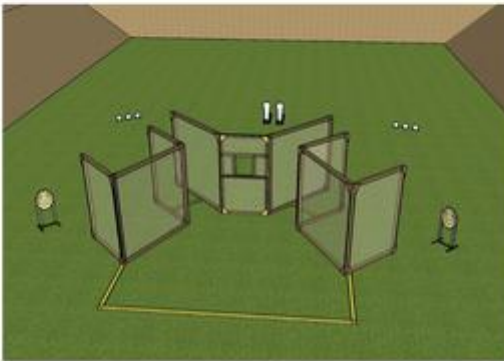
## 13. Stage 13

**Stage 13**
**Hot #3**

**RULES:**
**COURSE DESIGNER:** Henrik Michelsen (NOR)

**START POSITION:**  
  
**STAGE PROCEDURE:**  
On signal engage targets

**SCORING**  
Minimum rounds to be scored: 12 rounds, 60 points  
**Targets:** 2 IPSC Targets,  
2 IPSC Mini Popper,  
& SP



**SETUP NOTES:**  
Still targets must be placed at a distance of 8-12 meters from engaging area.

**BO NOTES:**

CoF	Comstock - Short	Points	60 p
Targets	2 paper, 2 popper, 6 plates, 2 no-shoot, Total 10 targets	Min rounds	12
Firearm	Handgun	Match-%	4.55%

Procedure	
Starting position	Gun loaded & holstered
Firearm ready condition	
Start on	00
Stop on	Last shot
Penalties	As per current edition of rules
Safety angles	L/R
Setup notes	

## 14. Stage 14


### Stage 14

**RULES:**

**COURSE DESIGNER:** Eddie Fandgren (NOB)

**START POSITION:** Standing in area A.

STAGE PROCEDURE	SCORING
On signal engage targets.	Minimum rounds to be scored: 24 rounds, 120 points
	Targets: 12 IPSC Targets



**SETUP NOTES:**

No targets can be placed so that it is possible to engage at a greater angle than 90 degrees.

No targets placed closer than 2 meters from engaging area.

**BO NOTES:**

CoF	Comstock - Medium	Points	120 p
Targets	12 paper, 12 no-shoot, Total 12 targets	Min rounds	24
Firearm	Handgun	Match-%	9.09%

Procedure	
Starting position	Gun loaded & holstered
Firearm ready condition	
Start on	00
Stop on	Last shot
Penalties	As per current edition of rules
Safety angles	L/R
Setup notes	