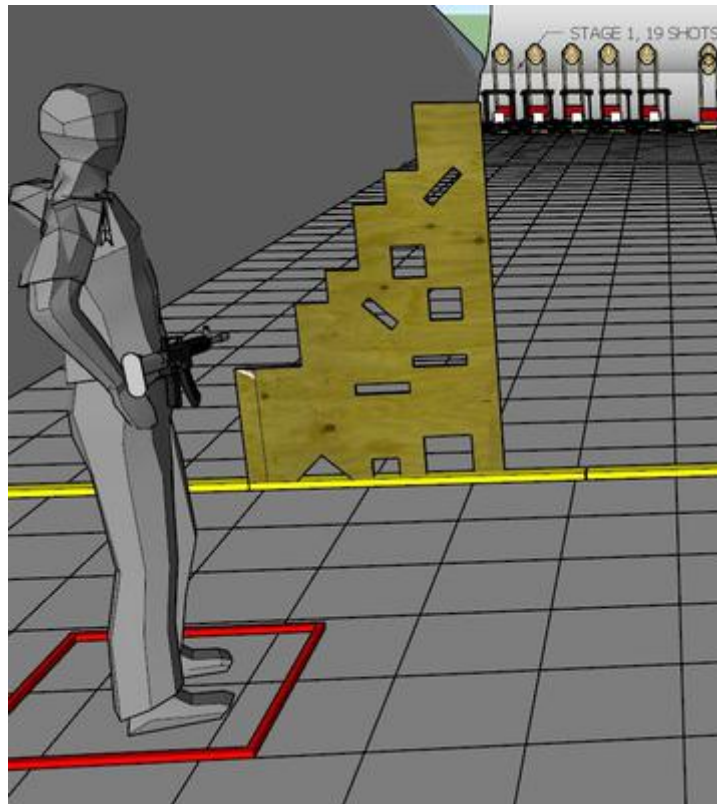


# 1. Barrikade

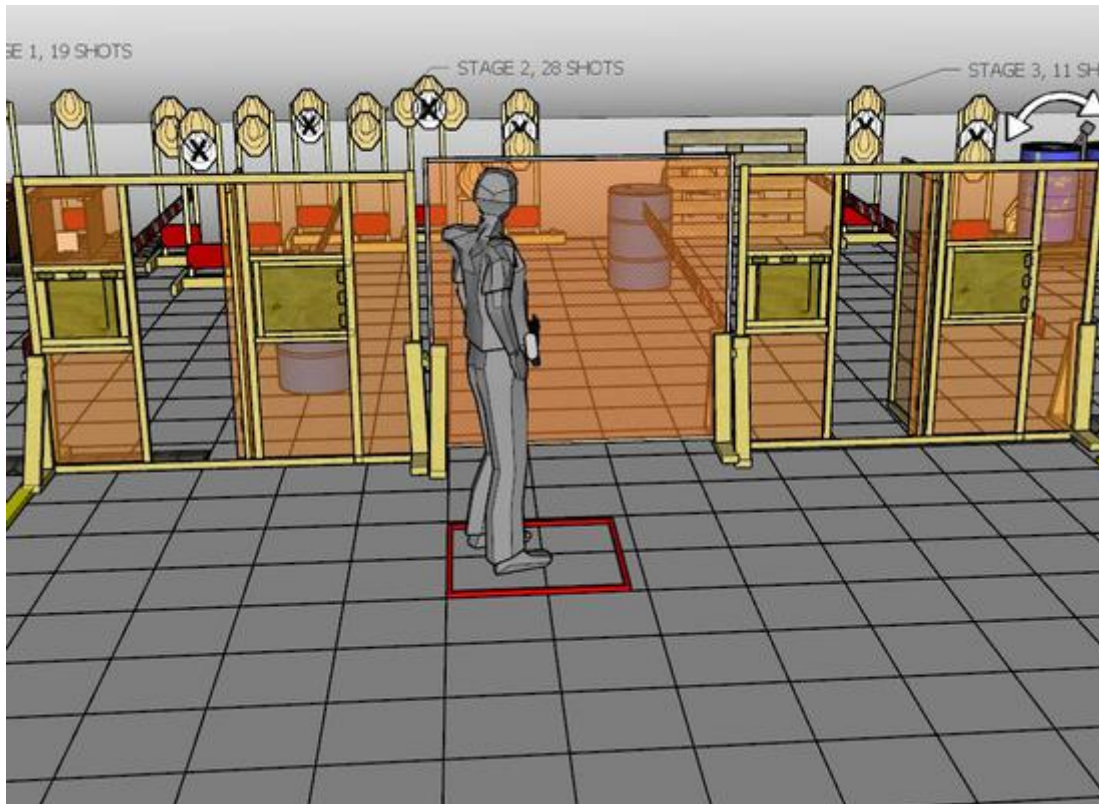


CoF	Comstock - Medium	Points	95 p
Targets	7 paper, 5 frangible, Total 12 targets	Min rounds	19
Firearm	Mini Rifle	Match-%	22.62%

Procedure	On start signal engage all targets using the openings in wall only.
Starting position	Starting in box as demonstrated
Firearm ready condition	n Option 1: Loaded magazine filled and fitted , chamber loaded
Start on	Audible signal
Stop on	Last shot
Penalties	As per current edition of rules
Safety angles	Left end of berm, right 90 deg. Top of berm + 2 meters
Setup notes	



## 2. Use the openings in walls

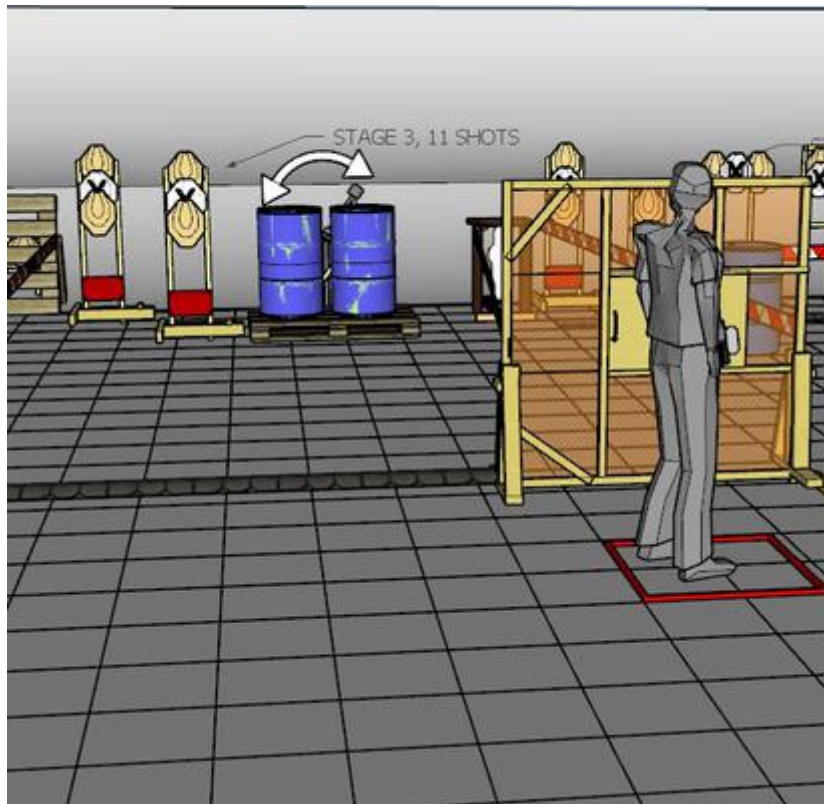


CoF	Comstock - Long	Points	140 p
Targets	14 paper, 4 no-shoot, Total 14 targets	Min rounds	28
Firearm	Mini Rifle	Match-%	33.33%

Procedure	On start signal engage all targets as they become visible within the demarked area
Starting position	Starting in box as demonstrated
Firearm ready condition	condition Option 1: Loaded magazine filled and fitted , chamber loaded
Start on	Audible signal
Stop on	Last shot
Penalties	As per current edition of rules
Safety angles	les Left end of berm, right 90 deg. Top of berm + 2 meters
Setup notes	



### 3. Can you hit me

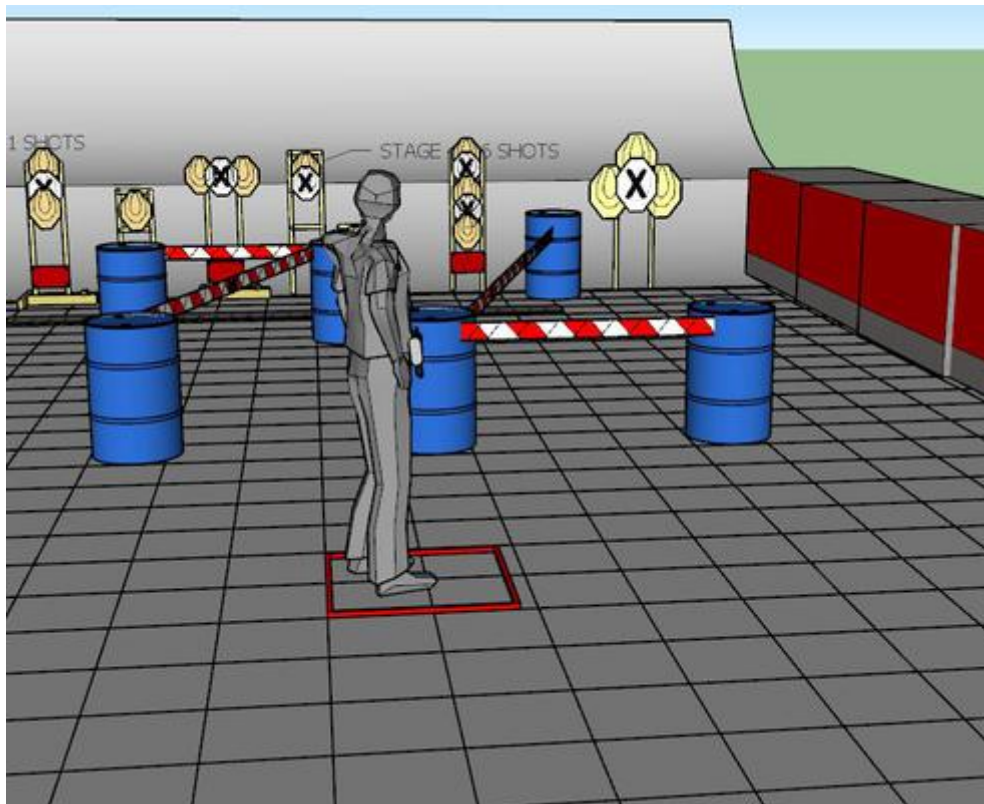


CoF	Comstock - Medium	Points	55 p
Targets	5 paper, 1 popper, 2 no-shoot, Total 6 targets	Min rounds	11
Firearm	Mini Rifle	Match-%	13.10%

Procedure	On start signal engage all targets as they become visible within the demarked area.
Starting position	n Starting in box as demonstrated
Firearm ready condition	Option 1: Loaded magazine filled and fitted , chamber loaded
Start on	Audible signal
Stop on	Last shot
Penalties	As per current edition of rules
Safety angles	gles Left end of berm, right 90 deg. Top of berm + 2 meter
Setup notes	



## 4. U-turn



CoF	Comstock - Long	Points	130 p
Targets	13 paper, 6 no-shoot, Total 13 targets	Min rounds	26
Firearm	Mini Rifle	Match-%	30.95%

Procedure	Procedure On start signal engage all targets as they become visible within the demarked area.
Starting position	position Starting in box as demonstrated
Firearm ready condition	dition Option 1: Loaded magazine filled and fitted , chamber loaded
Start on	Audible signal
Stop on	Last shot
Penalties	As per current edition of rules
Safety angles	ty angles Left end of berm, right 90 deg. Top of berm + 2 meters
Setup notes	