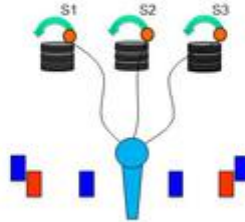


1. Stage 1

Stage 1 – Short 1



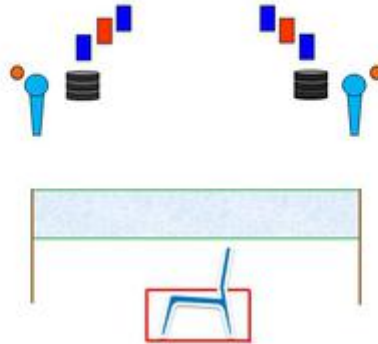
STAGE 1 is short course consisting of 4 metal plates, 1 popper, 3 frangibles and 2 penalty targets
 You will require a minimum of 8 rounds of Birdshot to complete this stage and could earn a maximum of 40 points.
Gun ready Option 1
Start position Standing erect anywhere within the designated shooting area, Rule 8.2.2.1 – as demonstrated. Popper will activate targets S1, S2 & S3 which will remain visible at rest.
Procedure - After the audible signal engage all targets as they become visible. Safety angles are 90/90/90.
Are there any questions? You have 3 minutes to study the stage

CoF	Comstock - Short	Points	40 p
Targets	1 popper, 4 plates, 3 frangible, 2 no-shoot, Total 8 targets	Min rounds	8
Firearm	Shotgun	Match-%	9.52%

Procedure	
Starting position	Rule 8.2.2.1
Firearm ready condition	Option 1
Start on	Audible signal
Stop on	Last shot
Penalties	As per current edition of rules
Safety angles	90 / 90 / 90
Setup notes	

2. Stage 2

Stage 2 – Short 2



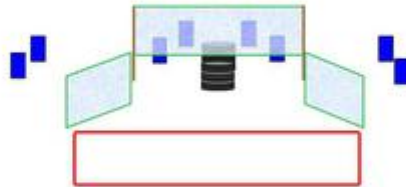
STAGE 2 is short course consisting of 4 metal plates, 2 poppers, 2 frangible targets and 2 penalty targets.
 You will require a minimum of 8 rounds of Birdshot to complete this stage and could earn a maximum of 40 points.
Gun ready Option 1
Start position Seated within the designated shooting area – as demonstrated
Procedure - After the audible signal engage all targets as they become visible.
 Safety angles are 90/90/90.
Are there any questions? You have 3 minutes to study the stage

CoF	Comstock - Short	Points	40 p
Targets	2 popper, 4 plates, 2 frangible, 2 no-shoot, Total 8 targets	Min rounds	8
Firearm	Shotgun	Match-%	9.52%

Procedure	
Starting position	Seated with gun on knees
Firearm ready condition	Option 1
Start on	Audible signal
Stop on	Last shot
Penalties	As per current edition of rules
Safety angles	90 / 90 / 90
Setup notes	

3. Stage 3

Stage 3 – Short 3



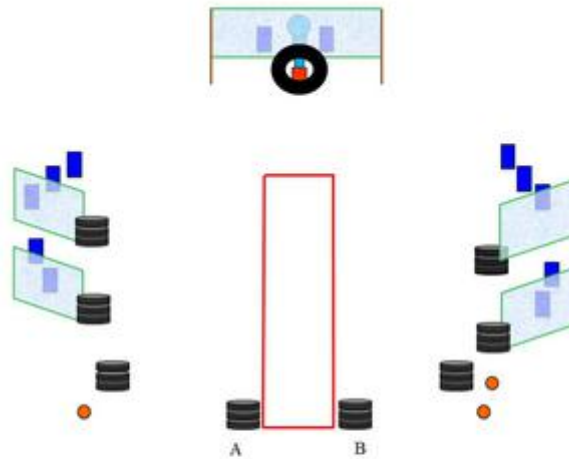
STAGE 3 is short course consisting of 8 plates.
 You will require a minimum of 8 rounds of Birdshot to complete this stage and could earn a maximum of 40 points.
Gun ready Option 2
Start position Standing anywhere within the designated shooting area as per Rule 8.2.2.1 – as demonstrated
Procedure - After the audible signal engage all targets as they become visible. Safety angles are 90/90/90.
Are there any questions? You have 3 minutes to study the stage

CoF	Comstock - Short	Points	40 p
Targets	8 plates, Total 8 targets	Min rounds	8
Firearm	Shotgun	Match-%	9.52%

Procedure	
Starting position	Rule 8.2.2.1
Firearm ready condition	Option 2
Start on	Audible signal
Stop on	Last shot
Penalties	As per current edition of rules
Safety angles	90 / 90 / 90
Setup notes	

4. Stage 4

Stage 4 – Medium 1

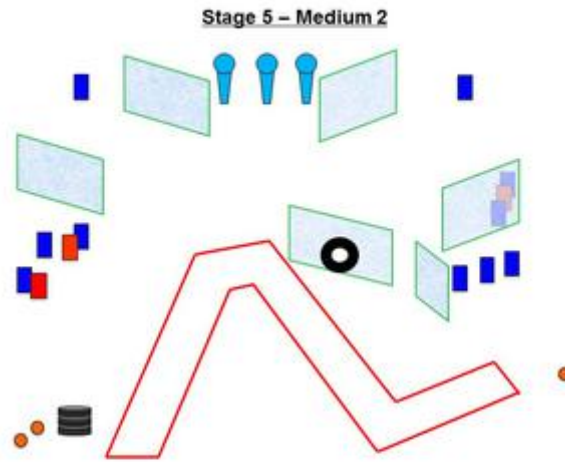


STAGE 4 is medium Course consisting of 12 plates 1 mini popper, 3 frangible targets and 1 penalty target.
 You will require a minimum of 16 rounds of Birdshot to complete this stage and could earn a maximum of 80 points.
Gun ready Option 3. Gun placed on barrel at either A or B, trigger guard within the circumference of the rim with the muzzle downrange
Start position Standing erect, facing down range anywhere within the designated shooting area – as demonstrated
Procedure - After the audible signal engage all targets as they become visible.
 Safety angles are 90/90/90.
Are there any questions? You have 3 minutes to study the stage

CoF	Comstock - Medium	Points	80 p
Targets	1 popper, 12 plates, 3 frangible, 1 no-shoot, Total 16 targets	Min rounds	16
Firearm	Shotgun	Match-%	19.05%

Procedure	
Starting position	Gun unloaded and placed on tyre
Firearm ready condition	Option 3
Start on	Audible signal
Stop on	Last shot
Penalties	As per current edition of rules
Safety angles	90 / 90 / 90
Setup notes	

5. Stage 5

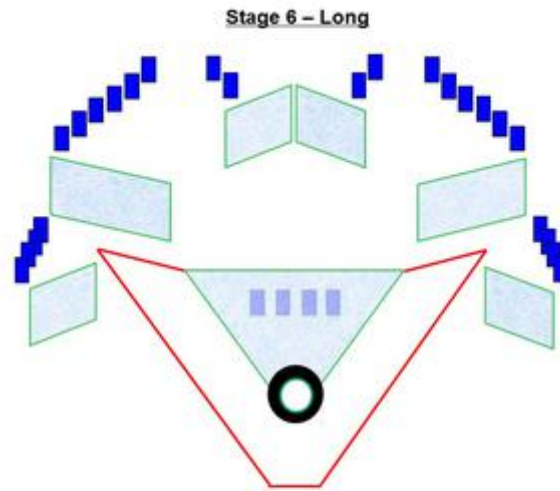


STAGE 5 is medium course consisting of 10 plates, 3 mini popper, 3 frangible targets and 3 penalty targets
 You will require a minimum of 16 rounds of Birdshot to complete this stage and could earn a maximum of 80 points.
Gun ready Option 1
Start position As per 8.2.2.1
Procedure - After the audible signal engage all targets as they become visible. Safety angles are 90/90/90.
Are there any questions? You have 3 minutes to study the stage

CoF	Comstock - Medium	Points	80 p
Targets	3 popper, 10 plates, 3 frangible, 3 no-shoot, Total 16 targets	Min rounds	16
Firearm	Shotgun	Match-%	19.05%

Procedure	
Starting position	Rule 8.2.2.1
Firearm ready condition	Option 1
Start on	Audible signal
Stop on	Last shot
Penalties	As per current edition of rules
Safety angles	90 / 90 / 90
Setup notes	

6. Stage 6



STAGE 6 is long course consisting of 28 plates.
 You will require a minimum of 28 rounds of Birdshot to complete this stage and could earn a maximum of 140 points.
Gun ready Option 1
Start position As per 8.2.2.1
Procedure - After the audible signal engage all targets as they become visible from within the designated shooting area.
 Safety angles are 90/90/90.
Are there any questions? You have 3 minutes to study the stage

CoF	Comstock - Long	Points	140 p
Targets	28 plates, Total 28 targets	Min rounds	28
Firearm	Shotgun	Match-%	33.33%

Procedure	
Starting position	Rule 8.2.2.1
Firearm ready condition	Option 1
Start on	Audible signal
Stop on	Last shot
Penalties	As per current edition of rules
Safety angles	90 / 90 / 90
Setup notes	