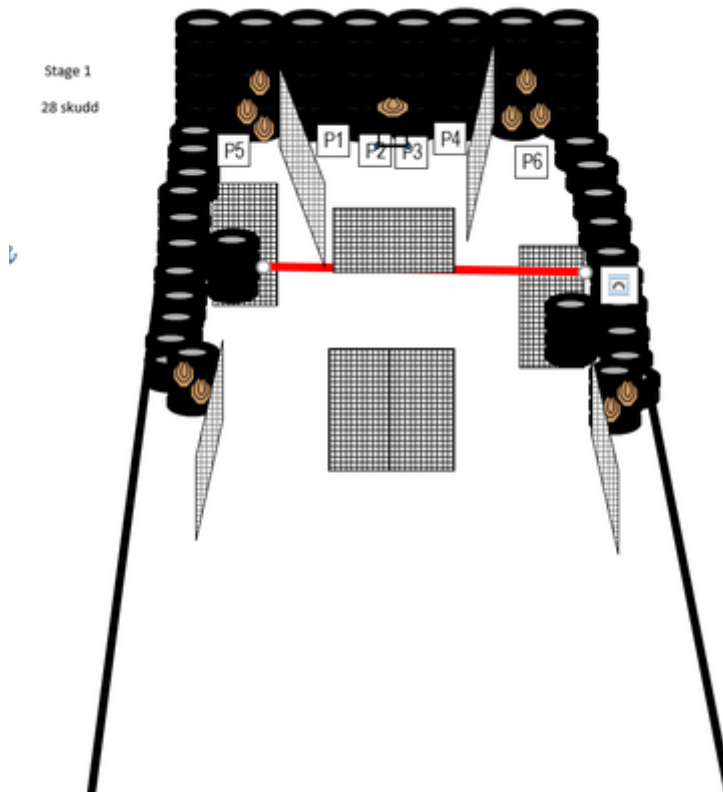


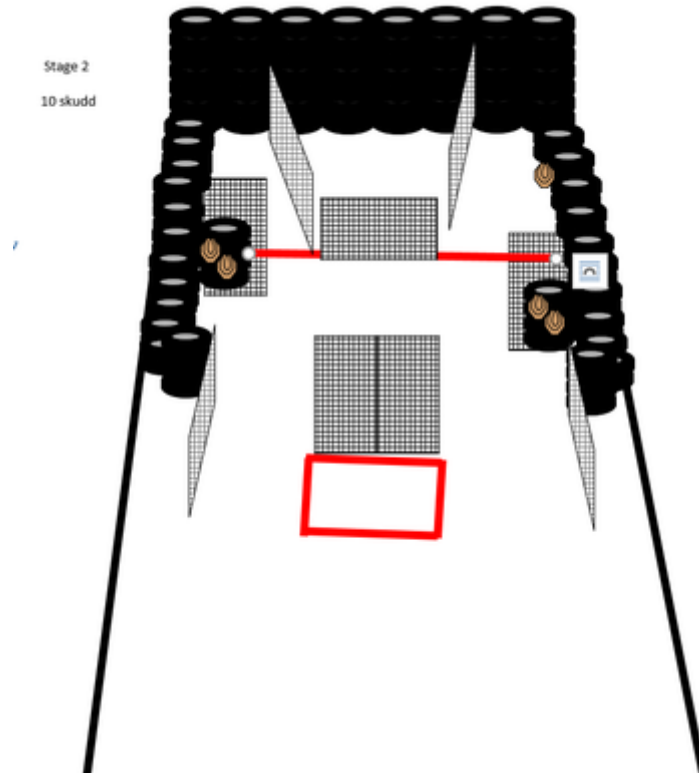
1.1



CoF	Comstock - Long	Points	140 p
Targets	11 paper, 6 plates, Total 17 targets	Min rounds	28
Firearm	Mini Rifle	Match-%	29.17%

Procedure	Start anywhere in the designated area. Muzzle pointing downrange.
Starting position	
Firearm ready condition	Option 2
Start on	Audible signal
Stop on	Last shot
Penalties	As per current edition of rules
Safety angles	L/R
Setup notes	

2. 2



CoF	Comstock - Short	Points	50 p
Targets	5 paper, Total 5 targets	Min rounds	10
Firearm	Mini Rifle	Match-%	10.42%

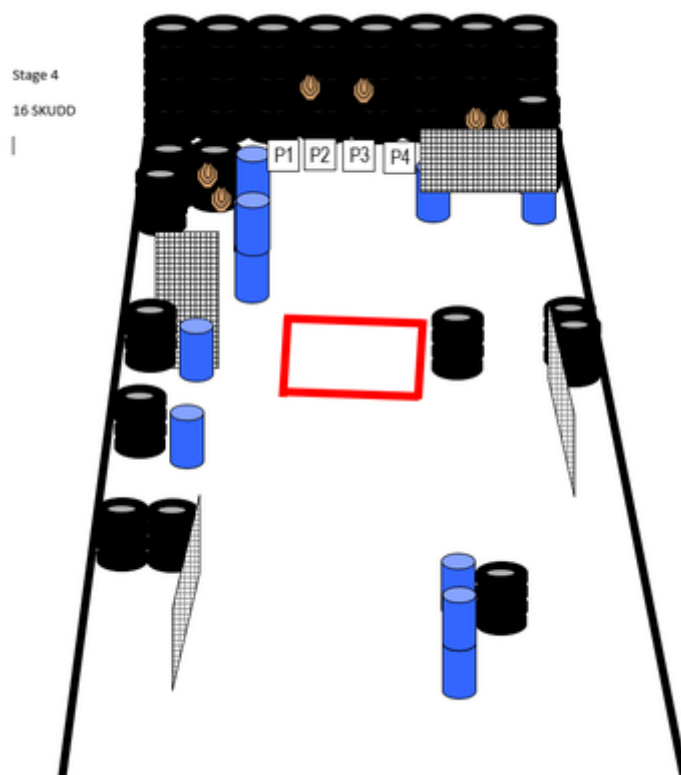
Procedure	Start sitting on chair. Rifle leaning up against the wall in front of chair. All shooting from box		
Starting position			
Firearm ready condition	Option 3		
Start on	Audible signal		
Stop on	Last shot		
Penalties	As per current edition of rules		
Safety angles	L/R		
Setup notes			

3.3



Shoot'n Score It <https://shootnscoreit.com> -- 2025-08-05 09:08

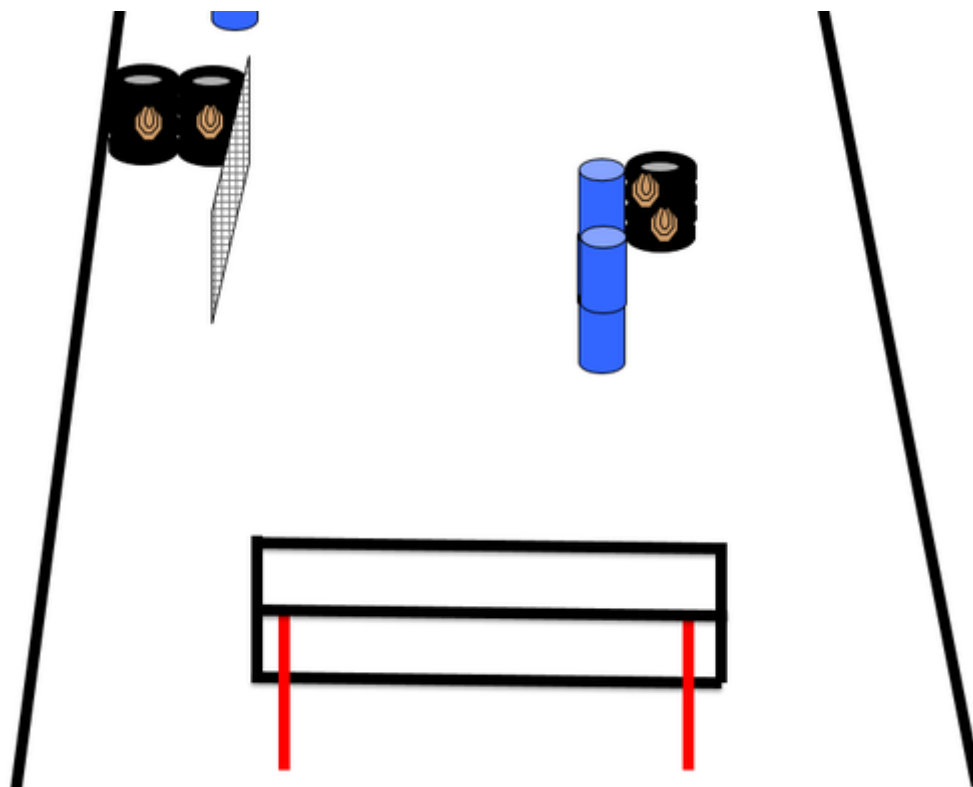
4. 4



CoF	Comstock - Medium	Points	80 p
Targets	6 paper, 4 plates, 4 no-shoot, Total 10 targets	Min rounds	16
Firearm	Mini Rifle	Match-%	16.67%

Procedure	Start in box. Heels touching rear side of box Steel must be engaged from box.
Starting position	
Firearm ready condition	Option 1
Start on	Audible signal
Stop on	Last shot
Penalties	As per current edition of rules
Safety angles	L/R
Setup notes	

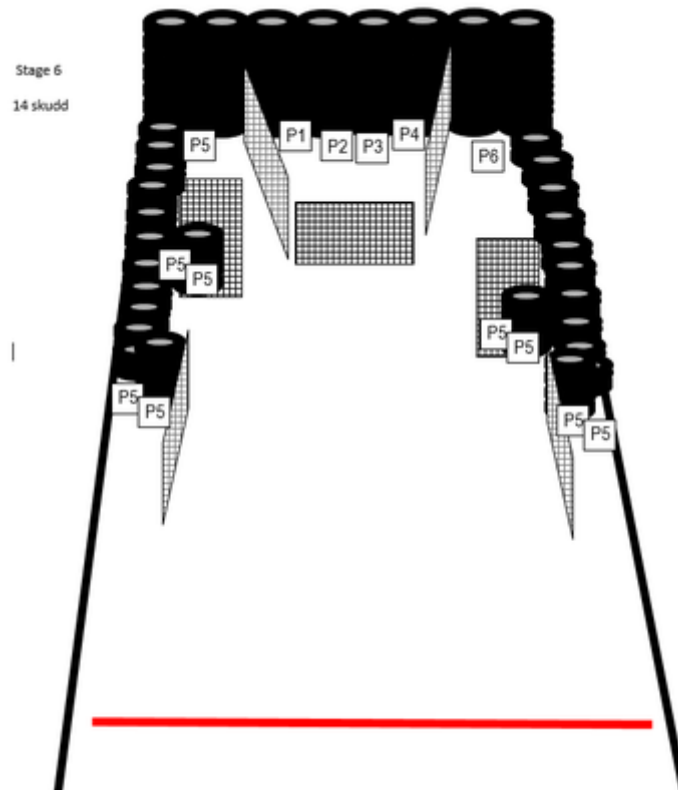
5.5



CoF	Comstock - Short	Points	40 p
Targets	4 paper, Total 4 targets	Min rounds	8
Firearm	Mini Rifle	Match-%	8.33%

Procedure	All shooting from aperture. Start on the centre of the aperture, rifle on left side of pole.
Starting position	
Firearm ready condition	Option 1
Start on	Audible signal
Stop on	Last shot
Penalties	As per current edition of rules
Safety angles	L/R
Setup notes	

6. Ståles challenge



CoF	Comstock - Medium	Points	70 p
Targets	14 plates, Total 14 targets	Min rounds	14
Firearm	Mini Rifle	Match-%	14.58%

Procedure	Start on wooden pallet. All shooting from pallet.
Starting position	
Firearm ready condition	option 1
Start on	Audible signal
Stop on	Last shot
Penalties	As per current edition of rules
Safety angles	L/R
Setup notes	